

Agenda Report

TO: CITY COUNCIL

DATE: April 29, 1999

FROM: CITY CLERK

RE: CANVASS OF APRIL 20, 1999 GENERAL MUNICIPAL ELECTION

RECOMMENDATION:

1. Accept the Certificate of Canvass.
2. Adopt a resolution declaring that:
 - (a) Bill Bogaard is elected to the office of Mayor of the City of Pasadena; and
 - (b) Steve Haderlein is elected to the office of member of the City Council, District 4.

BACKGROUND

The City of Pasadena held its primary nominating election on March 9, 1999, for Council Districts 1, 2, 4 and 6, as well as for the newly-created elected office of Mayor of the City of Pasadena. Section 1204 of the City Charter provides that the two persons receiving the highest number of votes at the primary election for the candidates for office of Mayor or Councilmember from a district, shall be the candidates for election and only their names shall be printed upon the ballot to be used in the general municipal election. Section 1204 also states that any person who, at the primary election, receives a majority of the total votes cast for candidates for said office shall be elected to such office.

At the March 9th primary election, District 1 candidate Joyce Streater, District 2 candidate Paul Little, and District 6 candidate Steve Madison each received a majority of votes from their districts and were elected to the office of member of the City Council, Districts 1, 2, and 6, respectively. In the Council District 4 race, no one received a majority of the total votes cast, and pursuant to Charter Section 1204, candidates Steve Haderlein and Tim Price had their names placed on the ballot for the general municipal election.

In the primary election city-wide race for the office of Mayor, no one received a majority of the total votes cast. The two candidates with the highest number of votes, Bill Bogaard and Chris Holden, had their names placed on the general municipal election ballot for the office of Mayor.

April 29, 1999

The final tally of the votes cast at the general municipal election held on April 20, 1999, is as follows:

For the Office of Mayor:

Chris Holden	7,760	-	40.1%
Bill Bogaard	11,576	-	59.9%

For the Office of Member of the City Council, District 4:


Tim Price	1,516	-	41.0%
Steve Haderlein	2,185	-	59.0%

FISCAL IMPACT:


The total cost of this election to the City will be shared pro rata by the Pasadena Unified School District since there was a run-off race for one of the Board of Education seats. The cost of the election will be tabulated upon receipt of all invoices, and the School District will be billed for its pro-rata share.

A total of \$449,580 was budgeted in the City Clerk's Department, Election Division, FY '99 budget for the estimated cost of the consolidated primary and general elections.

Respectfully submitted,


Jane L. Rodriguez
City Clerk

Reviewed by:



Nicholas G. Rodriguez
Assistant City Attorney

jr\c:\data\elect-99\ar-canv

RESOLUTION NO.

A RESOLUTION OF THE CITY OF PASADENA DECLARING THE RESULTS
OF THE CITY'S GENERAL MUNICIPAL ELECTION
HELD ON APRIL 20, 1999

WHEREAS, a general municipal election was called by the City Council to be held on April 20, 1999, in the City of Pasadena at said time; and

WHEREAS, the votes at said election have been canvassed by the City Clerk, and a copy of said canvass is attached hereto as Exhibit A and incorporated herein by reference; and

WHEREAS, the City Clerk has certified the results of said canvass to the City Council of the City of Pasadena.

NOW, THEREFORE, BE IT RESOLVED by the City Council of the City of Pasadena that:

1. The following be declared to be the results of said general municipal election:

FOR MAYOR

Chris Holden	7,760 votes (40.1%)
Bill Bogaard	11,576 votes (59.9%)

FOR MEMBER OF THE CITY COUNCIL, DISTRICT 4

Tim Price	1,516 votes (41.0%)
Steve Haderlein	2,185 votes (59.0%)

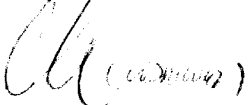
2. That Bill Bogaard, having received a majority of the total votes cast for candidates for the office of Mayor of the City of Pasadena, from which the candidate sought nomination, hereby is declared to be elected as Mayor for a full term of four years.

3. That Steve Haderlein, having received a majority of the total votes cast for candidate for the office of member of the City Council, District 4, from which the candidate sought nomination, hereby is declared to be elected as a member of the City Council from District 4 for a full term of four years.

Adopted at the special reorganization meeting of the City Council on the 3rd day of May, 1999, by the following vote:

Jane L. Rodriguez
City Clerk

APPROVED AS TO FORM:



Nicholas G. Rodriguez
Assistant City Attorney

JR\DATA\ELECT-99\AR-CANV

EXHIBIT A
CANVASS OF VOTES CAST

STATE OF CALIFORNIA)
) ss
COUNTY OF LOS ANGELES)

I, Jane L. Rodriguez, City Clerk of the City of Pasadena, California, do hereby certify that the following is a true and correct Canvass of the Votes Cast at the General Municipal Election held in the City of Pasadena on April 20, 1999.

I further certify that the total ballots cast for the City of Pasadena General Municipal Election is as follows:

REGISTERED VOTERS IN PASADENA	PRECINCT BALLOTS CAST	ABSENTEE/ PROVISIONAL BALLOTS CAST	TOTAL BALLOTS CAST
70,273	11,098	8,586	19,684 (28.0%)

FOR MAYOR OF THE CITY OF PASADENA (includes absentee and provisional votes):

Chris Holden	7,760 votes (40.1%)
Bill Bogaard	<u>11,576 votes</u> (59.9%)
Total Votes Cast:	19,336
Non-votes for this race:	<u>348</u>
Total Ballots Tabulated:	19,684


I further certify that the total ballots cast for the City Council District 4 race in the General Municipal Election is as follows:

REGISTERED VOTERS IN DISTRICT 4	PRECINCT BALLOTS CAST	ABSENTEE/ PROVISIONAL BALLOTS CAST	TOTAL BALLOTS CAST
11,713	2,361	1,466	3,827 (32.7%)


FOR MEMBER OF THE CITY COUNCIL, DISTRICT 4 (includes absentee and provisional votes):

Tim Price	1,516 votes (41.0%)
Steve Haderlein	<u>2,185</u> votes (59.0%)
Total Votes Cast:	3,701
Non-votes for this race:	<u>126</u>
Total Ballots Tabulated:	3,827

IN WITNESS THEREOF, I have hereunto set my hand and affixed the seal of the City of Pasadena this 29th day of April, 1999.


Jane L. Rodriguez
City Clerk

JR:CADATAELECT-99/CANV-420



**CITY OF PASADENA
GENERAL MUNICIPAL ELECTION - APRIL 20, 1999
SUMMARY REPORT BY DISTRICT**

	REGISTERED VOTERS	PRECINCT BALLOTS CAST	ABSENTEE BALLOTS CAST	TOTAL BALLOTS CAST	VOTER TURNOUT
DISTRICT 1	10,092	1,482	1,432	2,914	28.9%
DISTRICT 2	10,139	1,547	918	2,465	24.3%
DISTRICT 3	8,421	1,010	954	1,964	23.3%
DISTRICT 4	11,713	2,361	1,466	3,827	32.7%
DISTRICT 5	6,246	744	601	1,345	21.5%
DISTRICT 6	12,674	2,470	2,012	4,482	35.4%
DISTRICT 7	<u>10,988</u>	<u>1,484</u>	<u>1,203</u>	<u>2,687</u>	24.5%
TOTAL	70,273	11,098	8,586	19,684	28.0%

FOR MAYOR

	HOLDEN	BOGAARD
DISTRICT 1	2,098	757
DISTRICT 2	835	1,611
DISTRICT 3	1,535	378
DISTRICT 4	984	2,767
DISTRICT 5	861	450
DISTRICT 6	828	3,588
DISTRICT 7	<u>619</u>	<u>2,025</u>
TOTAL CITY-WIDE	7,760	11,576

COUNCIL DISTRICT 1 STATISTICS

CONSOLIDATED PRECINCT NO.	REGISTERED VOTERS	PRECINCT BALLOTS CAST	ABSENTEE BALLOTS CAST	TOTAL BALLOTS CAST
5150002	579	127	83	210
5150005	1,482	276	238	514
5150007	1,733	187	224	411
5150008	1,919	155	185	340
5150021	1,864	295	267	562
5150042	978	122	140	262
5150183	779	161	166	327
5150193	<u>758</u>	<u>159</u>	<u>129</u>	<u>288</u>
TOTAL	10,092	1,482	1,432	2,914

FOR MAYOR

PRECINCT NO.	HOLDEN	BOGAARD
5150002	180	29
5150005	411	86
5150007	364	36
5150008	301	35
5150021	367	183
5150042	231	27
5150183	77	245
5150193	<u>167</u>	<u>116</u>
TOTAL	2,098	757

COUNCIL DISTRICT 2 STATISTICS

CONSOLIDATED PRECINCT NO.	REGISTERED VOTERS	PRECINCT BALLOTS CAST	ABSENTEE BALLOTS CAST	TOTAL BALLOTS CAST
5150025	1,804	327	171	498
5150034	1,578	276	173	449
5150058	1,520	287	189	476
5150065	1,674	224	103	327
5150066	1,740	123	87	210
5150181	1,823	<u>310</u>	<u>195</u>	<u>505</u>
TOTAL	10,139	1,547	918	2,465

FOR MAYOR

PRECINCT NO.	HOLDEN	BOGAARD
5150025	163	327
5150034	133	312
5150058	114	359
5150065	131	195
5150066	111	96
5150181	<u>183</u>	<u>322</u>
TOTAL	835	1,611

COUNCIL DISTRICT 3 STATISTICS

CONSOLIDATED PRECINCT NO.	REGISTERED VOTERS	PRECINCT BALLOTS CAST	ABSENTEE BALLOTS CAST	TOTAL BALLOTS CAST
5150012	2,160	229	287	516
5150045	1,954	174	227	401
5150053	1,340	217	140	357
5150196	1,288	113	87	200
5150198	<u>1,679</u>	<u>277</u>	<u>213</u>	<u>490</u>
TOTAL	8,421	1,010	954	1,964

FOR MAYOR

PRECINCT NO.	HOLDEN	BOGAARD
5150012	458	47
5150045	373	19
5150053	266	81
5150196	119	77
5150198	<u>319</u>	<u>154</u>
TOTAL	1,535	378

COUNCIL DISTRICT 4 STATISTICS

CONSOLIDATED PRECINCT NO.	REGISTERED VOTERS	PRECINCT BALLOTS CAST	ABSENTEE BALLOTS CAST	TOTAL BALLOTS CAST
5150003	1,793	368	266	634
5150015	1,654	397	251	648
5150070	1,694	381	190	571
5150072	1,317	128	96	224
5150074	1,778	300	178	478
5150079	1,728	403	226	629
5150090	<u>1,749</u>	<u>384</u>	<u>259</u>	<u>643</u>
TOTAL	11,713	2,361	1,466	3,827

FOR MAYOR

PRECINCT NO.	HOLDEN	BOGAARD
5150003	155	468
5150015	126	514
5150070	146	410
5150072	91	127
5150074	124	347
5150079	184	432
5150090	<u>158</u>	<u>469</u>
TOTAL	984	2,767

FOR MEMBER OF THE CITY COUNCIL, DISTRICT 4

PRECINCT NO.	PRICE	HADERLEIN
5150003	201	413
5150015	258	373
5150070	178	371
5150072	111	101
5150074	149	303
5150079	361	259
5150090	<u>258</u>	<u>365</u>
TOTAL	1,516	2,185

COUNCIL DISTRICT 5 STATISTICS

CONSOLIDATED PRECINCT NO.	REGISTERED VOTERS	PRECINCT BALLOTS CAST	ABSENTEE BALLOTS CAST	TOTAL BALLOTS CAST
5150017	1,747	208	258	466
5150052	1,690	271	123	394
5150201	1,694	145	151	296
5150213	<u>1,115</u>	<u>120</u>	<u>69</u>	<u>189</u>
TOTAL	6,246	744	601	1,345

FOR MAYOR

PRECINCT NO.	HOLDEN	BOGAARD
5150017	263	187
5150052	287	96
5150201	181	112
5150213	<u>130</u>	<u>55</u>
TOTAL	861	450

COUNCIL DISTRICT 6 STATISTICS

CONSOLIDATED PRECINCT NO.	REGISTERED VOTERS	PRECINCT BALLOTS CAST	ABSENTEE BALLOTS CAST	TOTAL BALLOTS CAST
5150001	1,687	195	165	360
5150004	1,643	445	269	714
5150014	776	152	184	336
5150092	1,624	435	237	672
5150095	1,641	423	316	739
5150102	1,791	260	296	556
5150103	1,744	408	399	807
5150114	<u>1,768</u>	<u>152</u>	<u>146</u>	<u>298</u>
TOTAL	12,674	2,470	2,012	4,482

FOR MAYOR

PRECINCT NO.	HOLDEN	BOGAARD
5150001	115	235
5150004	76	626
5150014	67	266
5150092	119	544
5150095	122	602
5150102	96	452
5150103	107	691
5150114	<u>126</u>	<u>172</u>
TOTAL	828	3,588

COUNCIL DISTRICT 7 STATISTICS

CONSOLIDATED PRECINCT NO.	REGISTERED VOTERS	PRECINCT BALLOTS CAST	ABSENTEE BALLOTS CAST	TOTAL BALLOTS CAST
5150106	1,810	298	210	508
5150108	917	217	161	378
5150112	1,552	228	210	438
5150120	1,822	119	151	270
5150121	1,651	183	161	344
5150122	1,527	249	201	450
5150186	<u>1,709</u>	<u>190</u>	<u>109</u>	<u>299</u>
TOTAL	10,988	1,484	1,203	2,687

FOR MAYOR

PRECINCT NO.	HOLDEN	BOGAARD
5150106	109	393
5150108	39	329
5150112	87	347
5150120	103	163
5150121	91	244
5150122	76	366
5150186	<u>114</u>	<u>183</u>
TOTAL	619	2,025

“Absentee Ballots Cast” column includes Provisional Ballots.

c:\data\elect-99\canv-420