

Agenda Report

TO: City Council
Attn: Finance Committee

FROM: City Manager

DATE: May 24, 1999

RE: Quarterly Investment Report – Quarter ending 03/31/99

RECOMMENDATION:

This item is for information purposes only.

BACKGROUND:

Senate Bill 564 which went into effect on January 1, 1996, requires the Treasurer or Chief Financial Officer of a local agency to render a quarterly report to the legislative body of the local agency containing detailed information on all securities, investments, and moneys of the local agency, a statement of compliance of the portfolio with the statement of investment policy, and a statement of the local agency's ability to meet its pool's expenditure requirements for the next six months. By requiring these reports to be made, this bill imposes a state-mandated local program. The bill requires the Treasurer or Chief Fiscal Officer to report whatever additional information or data may be required by the legislative body of the local agency.

In addition to the report required by Section 16480.7, Section 16481.2 was added to the Government Code requiring the Treasurer to submit a quarterly report to the legislative body/oversight committee within 30 days following the end of the quarter containing the following:

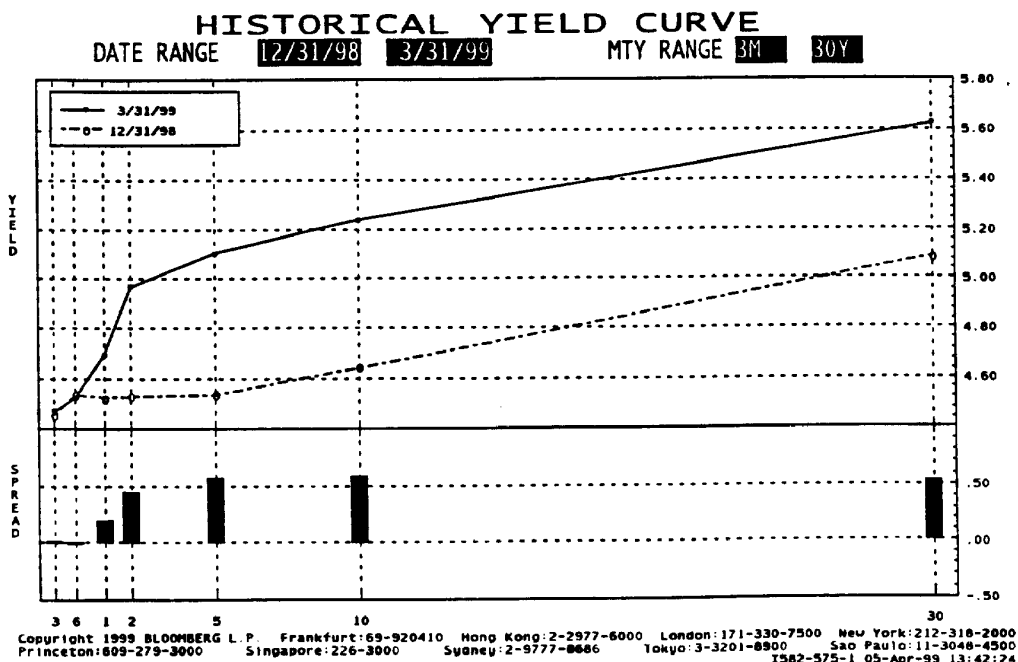
- 1) The type of investment, name of the issuer, date of maturity, par and dollar amount invested in each security, investment, and money within the treasury.
- 2) The weighted average maturity of the investments within the treasury.
- 3) Any funds, investments, or programs, including loans, that are under the management of contracted parties.

- 4) The market value as of the date of the report, and the source of this valuation for any security within the treasury.
- 5) A description of the compliance with the statement of investment policy.

ECONOMIC SUMMARY:

Treasury yields were higher across all maturities on March 31, 1999 as compared to December 31, 1998 yields. The two-year Treasury yield was up 44 basis points, the five year yield was up 55 basis points and the Long Bond closed at 5.621%, up 52 basis points. The bond market gave back most of the gains realized in the previous quarters as a result of the continued strength in the US economy. The first quarter 1999 GDP registered at 4.5% versus 6% in the fourth quarter of 1998. Unemployment was still at a twenty-year low rate of around 4.3% and inflation was out of sight. The 12-month CPI increased as of February 1999 increased by 1.6% while PPI deflated by .02%. The NAPM measured over 60% in March indicating a rebound in the manufacturing sector of the economy. As the second quarter of 1999 begins, the US economy continues to confound most economies as it chugs along towards its eighth consecutive year of strong growth and low inflation. The strength of the US economy has caused a change in market opinions about the future direction of the Federal Reserve monetary policy. In fall and winter of 1998, expectations were that the Fed would reduce interest rates during 1999 in anticipation of a slowing US economy and concerns over international economies. Today however, that opinion has reversed.

The following represents the yield curve as of March 31, 1999 compared to last quarter end:



GASB - Mark to Market Accounting for Municipalities

On March 13, 1996, the Government Accounting Standards Board issued a proposal to change the accounting and financial reporting practices on investment securities for most public sector entities. This was finalized into GASB Statement No. 31 in March 1997. The provisions of GASB No. 31 were effective for financial statements beginning July 1, 1997. Statement No. 31 requires mark to market accounting for all investments except for investments with maturities of 1 year or less at the time of purchase. In essence, public entities will disclose all market value changes for securities, both positive and negative, in their financial statements. GASB 31 contains no exceptions for securities that management has the intent and ability to hold to maturity. This is radically different from the current accounting guidelines for public entities and unlike the standards (FASB 115) applicable to “for-profit institutions”. Under FASB 115, those securities designated as “held to maturity” can be reported at amortized cost.

This change in investment accounting for public entities will have a significant impact on the overall financial operation of a public entity. The mark-to-market valuation of unrealized gains and losses in an investment portfolio can result in significant swings in an entity’s operating statement and/or its unreserved fund balance. The City of Pasadena has already implemented GASB 31 accounting in fiscal year 1998.

Total Funds under management as of 03/31/99 (market values):

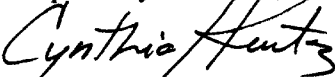
Pooled Investment Portfolio	108,098,530
Capital Endowment Portfolio	12,655,369
Stranded Investment Reserve Portfolio	80,211,171
Special Funds	32,047,741
Investments held with Fiscal Agents	<u>32,954,540</u>
Total Funds under management	<u>265,967,351</u>

Per Senate Bill 564 requirements, attached are the reports by each fund, indicating the type of investments, date of maturity, par and dollar amount invested in each security, investment and moneys within the treasury along with the market values as of March 31, 1999. The City Treasurer prices the pooled portfolio and all other funds and investments under management on a monthly basis. The market values are obtained from Interactive Data Corporation (IDC) and Bloomberg Financial System. IDC is an independent third party whose sole service is to provide market prices for all types of securities.

The types of securities held in the portfolio and their percentage allocation to the total are in compliance with the City’s 1998-99 Investment Policy, which was adopted by the City Council on October 12, 1998, Section 53600 of the State Government Code and the investments authorized by the City Council on February 24, 1996. The City Treasurer currently maintains an average of


\$15 million short term liquid investments (one to seven day maturities). This balance, along with anticipated cash flows into the City's account, represent a strong liquidity position to meet budgeted expenditures for the next six months.

Respectfully submitted,



Cynthia J. Kurtz
City Manager

Prepared by:



Vic Erganian
City Treasurer

Approved by:



Jay M. Goldstone
Director of Finance