

Agenda Report

TO: City Council

DATE: April 13, 1998

FROM: Police Chief

SUBJECT: 1997 Compared to 1996 Crime Stats for City Council District 2

RECOMMENDATION:

None. Information only.

BACKGROUND:


The following is a break down of Part 1 crimes in City Council District 2 by month in 1997 compared to 1996. Part 1 crimes are those that the FBI regularly tracks "because of their seriousness and frequency in nature."

During this time, Part 1 crimes fell in Council District 2 by 23%. Robberies were up 41%, however this is skewed by low overall numbers. The actual numbers show a less than 1.5 robberies per month increase from 1996 to 1997. Homicides went from 2 in 1996 to 0 in 1997 and Larceny was down 40%, a drop of 154, in a district with a significant amount of retail area.


FISCAL IMPACT:

None

Approved by:




Bernard K. Melekian
Chief of Police



Cynthia J. Kurtz
Acting City Manager

Prepared by:



Gary A Bennett
Commander
Investigative Services Division