



Adoption Fiscal Year 2024 Operating Budget

**June 5, 2023
City Council Meeting
Item 17**





Recommendation

- Close the public hearing and formally adopt the FY 2024 Operating Budget.
- Adopt by resolution the City's FY 2024 Operating Budget and any changes passed by a motion of the City Council.
- Adopt a resolution determining the amount of transfer from the Power Fund.



Proposed Adjustments to FY 2024 Recommended Operating Budget

- **Police Department**

Add back 2.0 Full-Time Equivalent (FTE) Park Safety Specialists and corresponding appropriations of \$190,442 in the General Fund (101) to provide high visibility in City parks and help ensure safety through community engagement.

- **Housing Department**

Increase recommended appropriations by \$150,000 in the General Fund (101) to provide supplemental funding for weather-activated shelter services for people experiencing homelessness.

- ✓ For FY 2024, this brings the City's total General Fund commitment for weather-activated shelters to \$500,000, equaling the amount the City spent during the 2022-2023 winter season.



Proposed Adjustments to FY 2024 Recommended Operating Budget

- **Fire Department**

Increase recommended revenue by \$369,564 and appropriations by \$362,131 in connection with adding 3.0 FTE to the Department's personnel allocation.

(50% General Fund / 50% Building Services Fund)

- ✓ 1.0 FTE Senior Fire Inspector and 2.0 FTE Fire Inspectors
- ✓ To help reduce construction inspection turnaround times and achieve state-mandated inspection frequencies
- ✓ Sufficient cost recovery



Light and Power Fund Transfer

- For FY 2024, recommend City Council to adopt a resolution transferring approximately 6.25 percent of estimated gross revenues, or \$13,000,000.



General Fund Five-Year

General Fund Five-Year Forecast

	FY 2022	FY 2023	FY 2023	FY 2024	FY 2025	FY 2026	FY 2027	FY 2028
	Final	Budget	Forecast	Budget	Forecast	Forecast	Forecast	Forecast
Beginning Amount Available for Appropriations	0	2,862,525	1,047,527	500,465	638,061	1,296,309	1,333,894	905,553
Revenues								
Tax Revenues	235,450,392	233,807,300	238,636,652	250,860,100	258,650,643	266,786,014	274,424,438	282,328,752
Other Revenues	38,773,949	43,419,712	46,285,810	51,123,934	52,357,279	53,621,980	54,918,851	56,248,727
Contributions/Svs. From Other Funds	30,734,245	20,715,438	20,715,438	16,840,438	26,840,438	21,840,438	21,840,438	21,840,438
Total Revenues	304,958,586	297,942,450	305,637,900	318,824,472	337,848,360	342,248,432	351,183,726	360,417,916
Expenses								
Personnel	172,168,785	186,860,271	185,451,679	203,783,173	209,594,134	216,495,984	223,022,494	228,418,627
Debt Service	20,646,499	11,597,702	11,597,702	11,702,452	12,322,553	12,323,966	12,317,139	11,290,184
Contributions To Other Funds	20,774,735	14,629,784	16,189,784	13,558,017	13,479,177	13,748,761	14,023,736	14,304,211
Other Expenses	79,473,305	82,852,050	84,128,156	94,643,234	96,794,247	99,642,136	102,248,698	104,931,941
Total Expenses	293,063,323	295,939,806	297,367,321	323,686,876	332,190,112	342,210,847	351,612,068	358,944,963
Operating Income/(Loss)	11,895,262	2,002,644	8,270,580	(4,862,404)	5,658,248	37,586	(428,341)	1,472,953
Ending Amount Available for Appropriations	11,895,262	4,865,169	9,318,107	(4,361,939)	6,296,309	1,333,895	905,553	2,378,506
Reserve for Capital & Other Funds	(5,616,537)	-	(5,000,000)	-	-	-	-	-
Reduction/(Contribution) to Policy Reserve	(3,416,200)	(3,817,642)	(3,817,642)	5,000,000	(5,000,000)			
Net Income/(Loss) with Reserve Contribution	2,862,525	1,047,527	500,465	638,061	1,296,309	1,333,895	905,553	2,378,506



FY 2024 Budget Appropriations

Total Budgeted Appropriations

(including Affiliated Agencies and CIP)

in millions

	FY 2022 Actuals	FY 2023 Adopted	FY 2024 Recommended
General Fund	\$294.7	\$295.9	\$323.2
All Funds	\$959.6	\$955.7	\$1,243.0

Full-Time Equivalent Positions

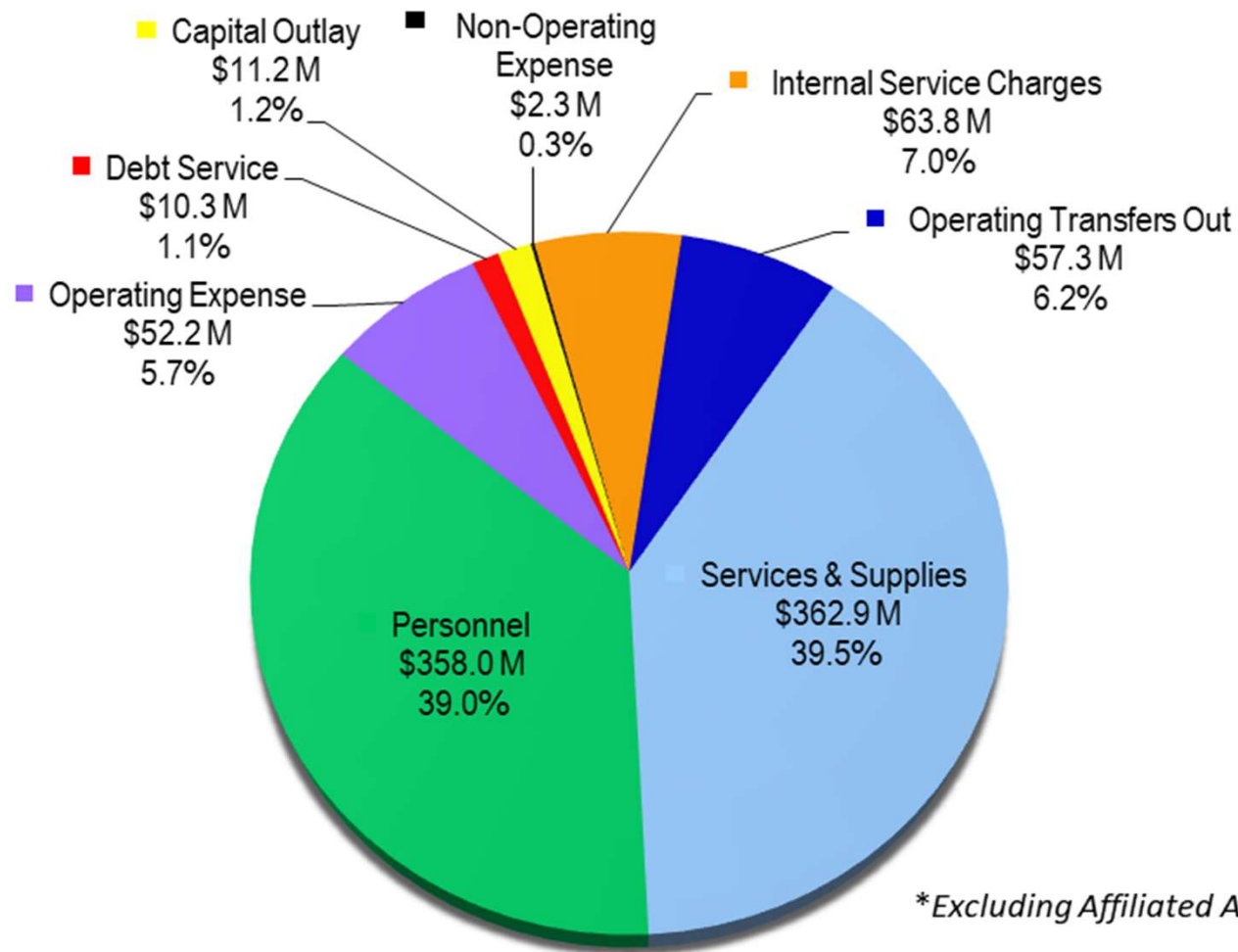
(including Affiliated Agencies)

	FY 2022 Adopted	FY 2023 Adopted	FY 2024 Recommended
General Fund	1,011.30	1,028.10	1,058.65
All Funds	2,253.67	2,321.36	2,351.23



Total Appropriations

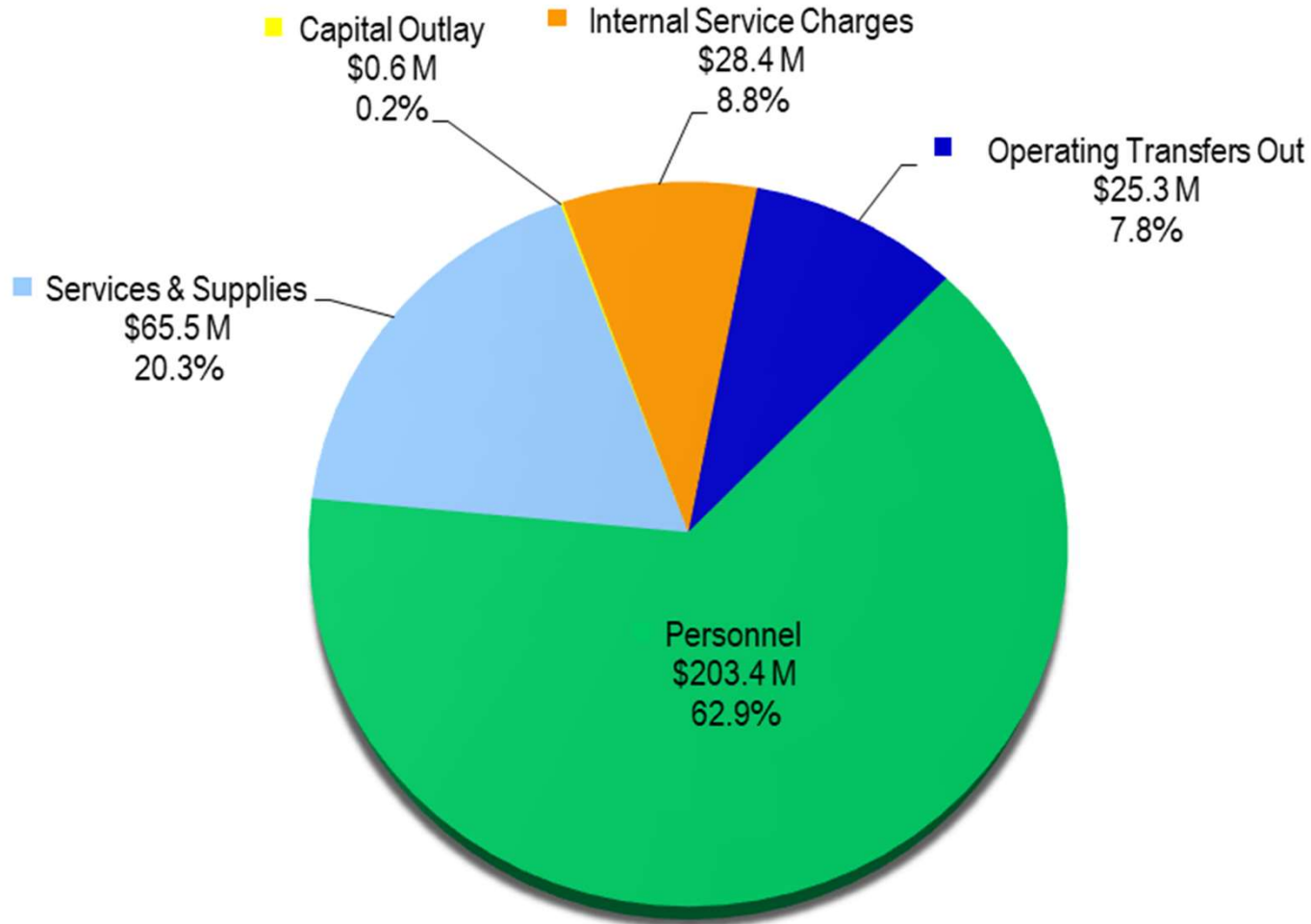
FY24 APPROPRIATIONS BY CATEGORY – ALL FUNDS (\$918.0 Million)





General Fund Appropriations

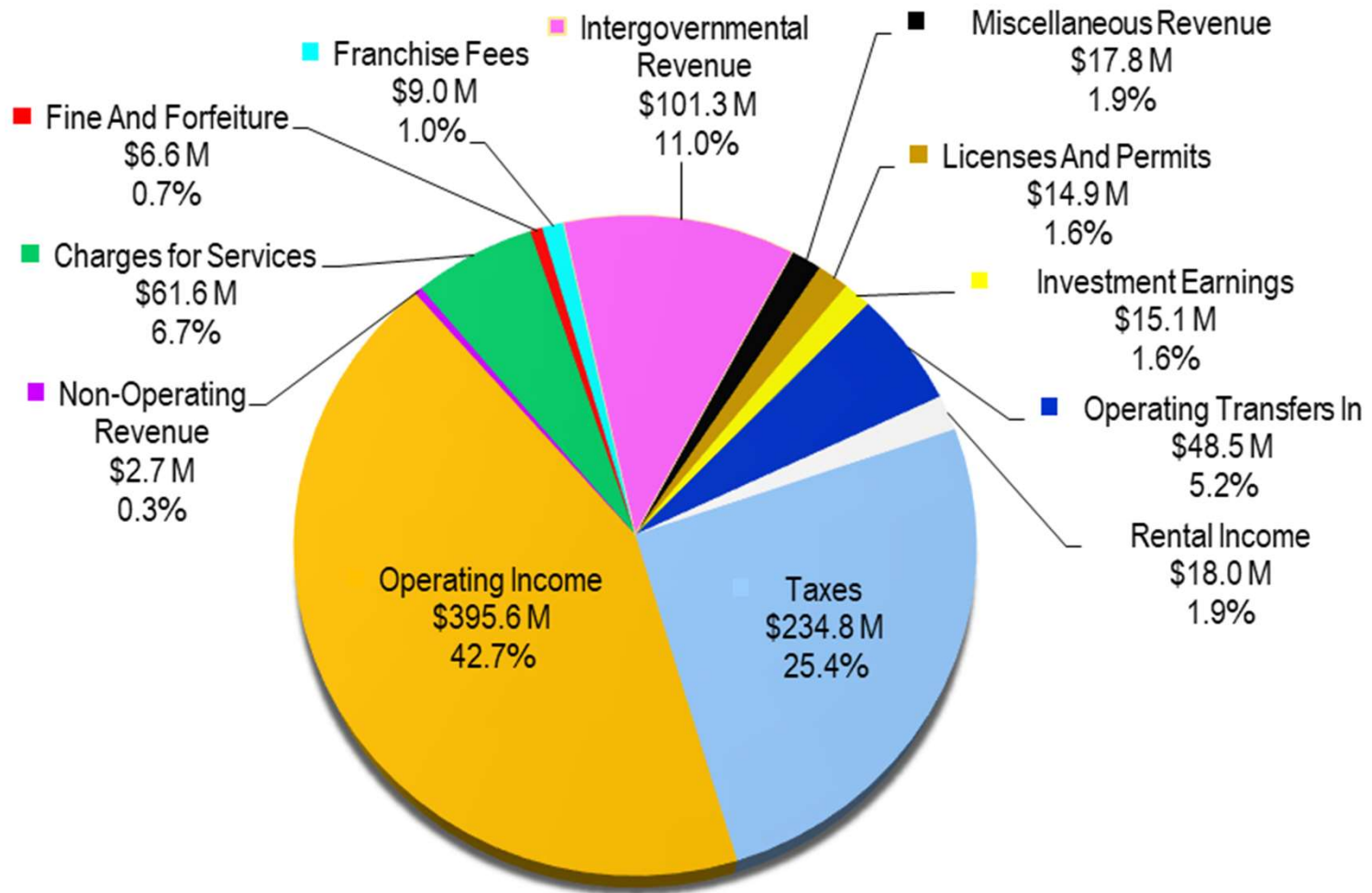
FY24 APPROPRIATIONS BY CATEGORY – GENERAL FUND (\$323.2 Million)





Total Revenues

FY24 OPERATING REVENUES BY CATEGORY – ALL FUNDS (\$925.9 Million)





General Fund Revenues

FY24 OPERATING REVENUES BY CATEGORY – GENERAL FUND (\$318.2 Million)

