



Department of Housing

CITY COUNCIL
2022 Homeless Count

May 16, 2022





2022 HOMELESS COUNT

SNAPSHOT
IN
TIME



February 22, 2022

Conducted annually beginning at sunset and ending at sunrise.



Point in Time

One-night count of people experiencing homelessness in Pasadena.



Mobile Survey

Mobile devices were used in to record survey responses.



2022 HOMELESS COUNT RESULTS

Department of Housing

On February 22, 2022, **512** people were experiencing homelessness in Pasadena.

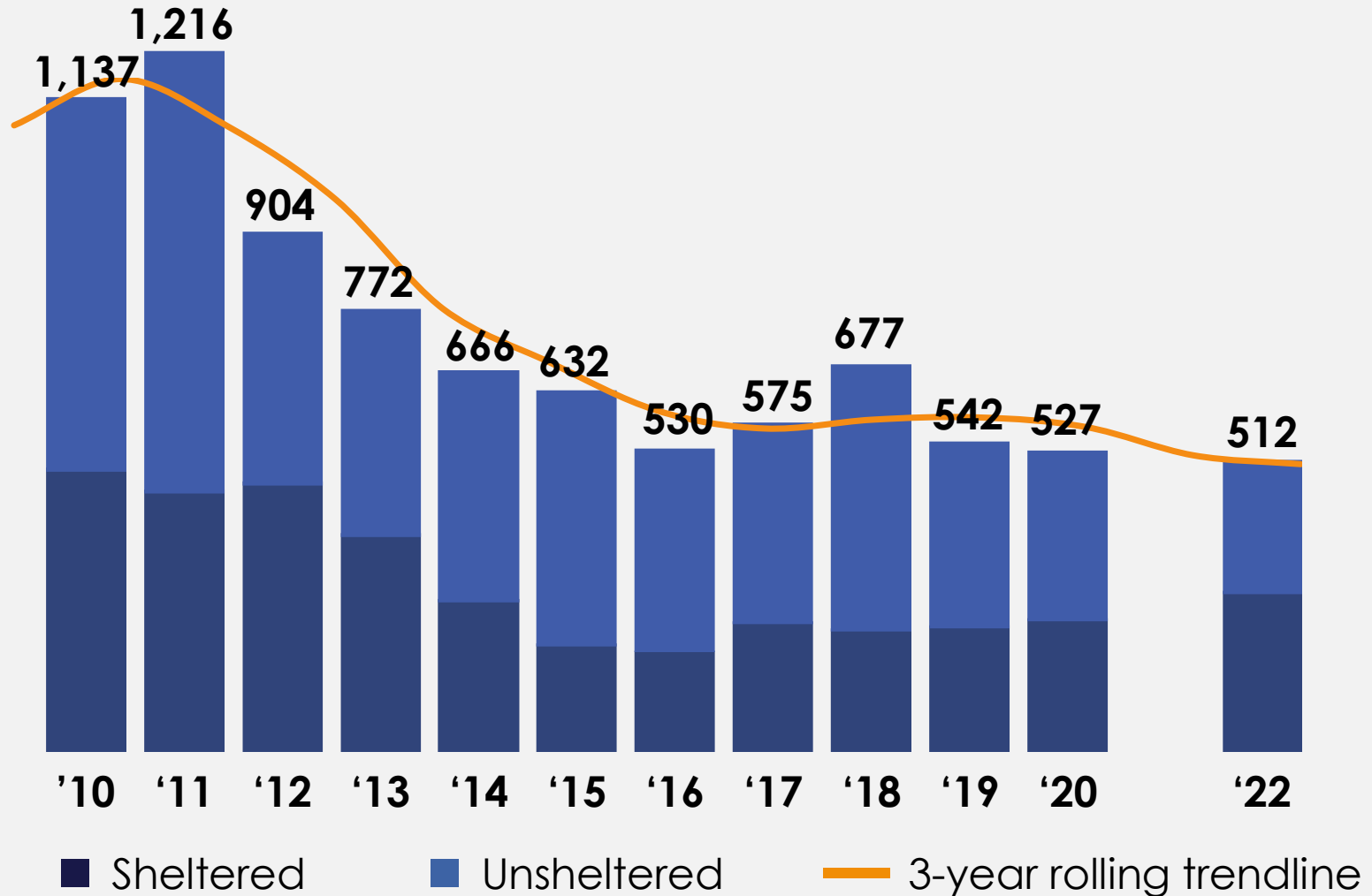


PASADENA



HOMELESSNESS CONTINUES TO LEVEL OFF


Department of Housing



* The pandemic prevented a full Homeless Count in 2021



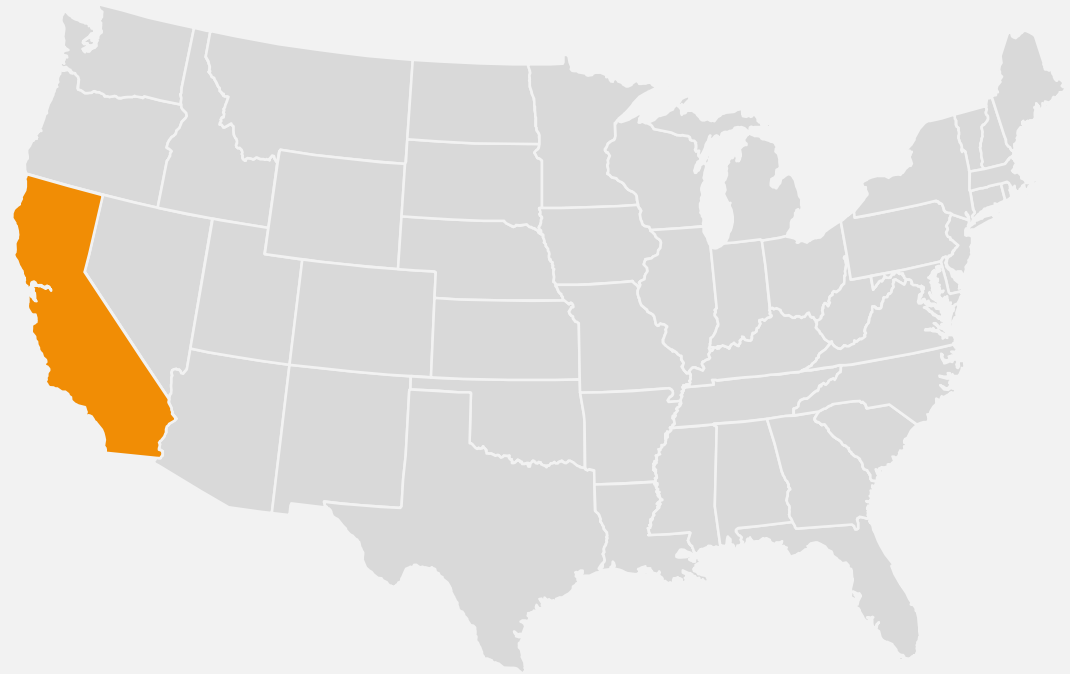
STATEWIDE CRISIS



1 in 4

people who are unhoused
in the US are living in

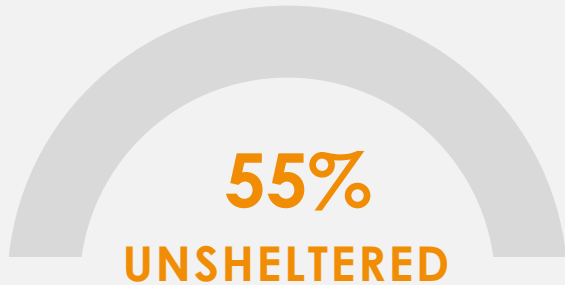
CALIFORNIA



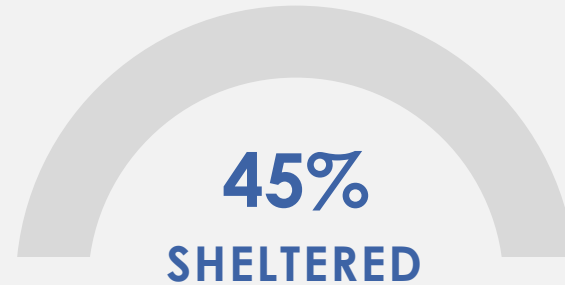


WHERE OUR UNHOUSED NEIGHBORS SLEEP

Department of Housing



- 23%** street or sidewalk
- 7%** parking lot
- 5%** car or RV
- 5%** park or natural area
- 2%** transit center
- 2%** tent / encampment
- 1.4%** under bridge / overpass / freeway embankment
- 1%** abandoned building
- 0.4%** garage or shed
- 8%** other or unknown location




- 37%** emergency shelter
- 8%** transitional housing

Does not include:
 Doubled up or couch surfing
 At-risk of homelessness

PASADENA



OUR UNHOUSED RESIDENTS ARE OUR NEIGHBORS



2 in 3

were last housed in

PASADENA

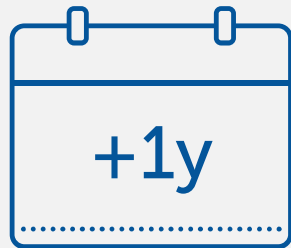


and were residents
for an average of

18 YEARS



CHRONICALLY HOMELESS



1 in 2

Chronically Homeless

Meaning they had a disability and were experiencing long-term homelessness (1+ year)



71%

Pasadena Residents

before losing housing and had been residents for an average of 21 years



COVID-19



16%

HAVE HAD
COVID



54%

FULLY
VACCINATED

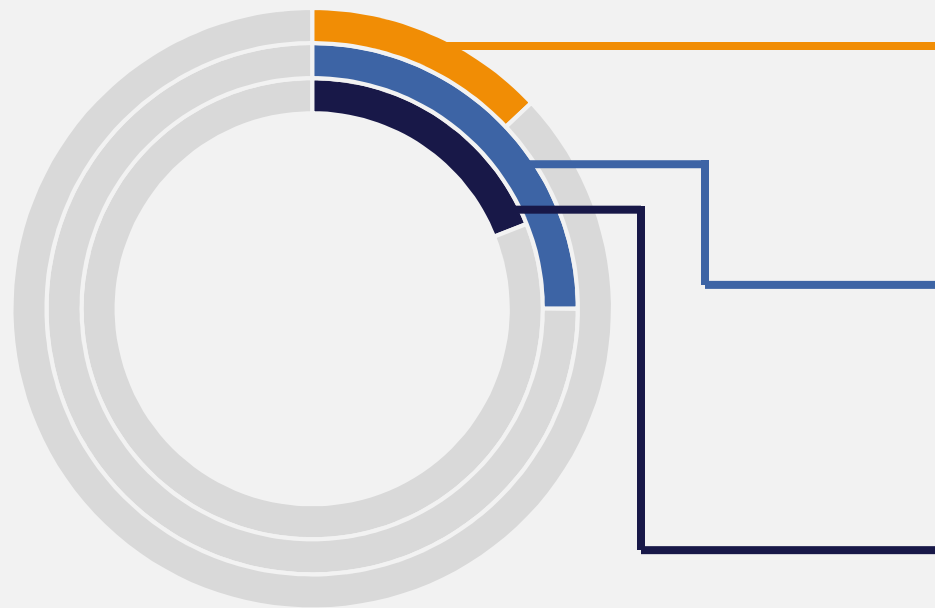


12%

UNVACCINATED
WANT A VACCINE



GREATER SHARE FLEEING DOMESTIC VIOLENCE



13%
in 2020

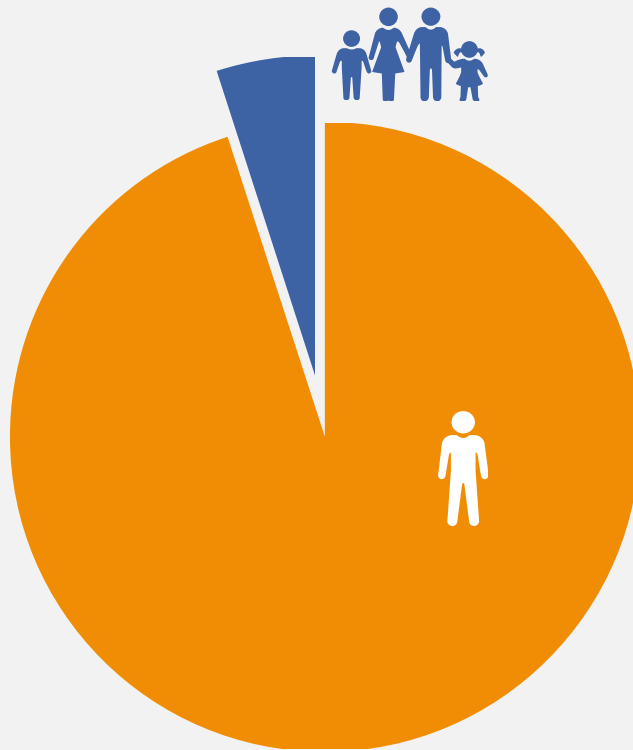
25%* Includes a new
TH site for DV
survivors
in 2022

19%* Without the
impact of the
new DV TH site
in 2022



HOUSEHOLD COMPOSITION

Department of Housing



Majority of Households Are Single Adults



95% Single Adults

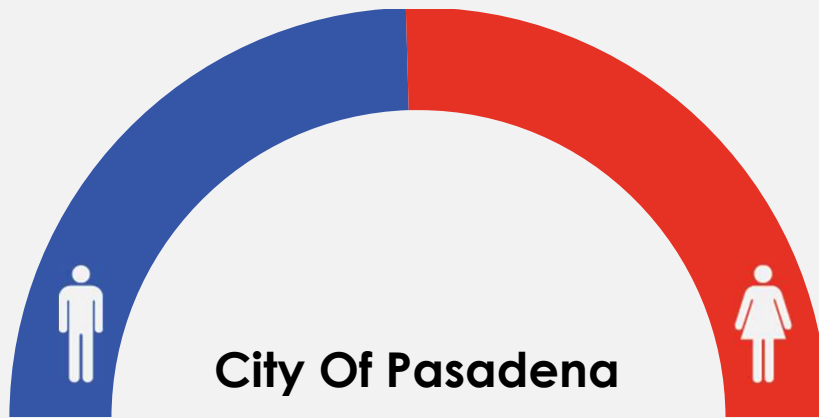


5% Families



GENDER

Department of Housing



City Of Pasadena

 48% Male

 52% Female



People Experiencing Homelessness

 68% Male

 31% Female

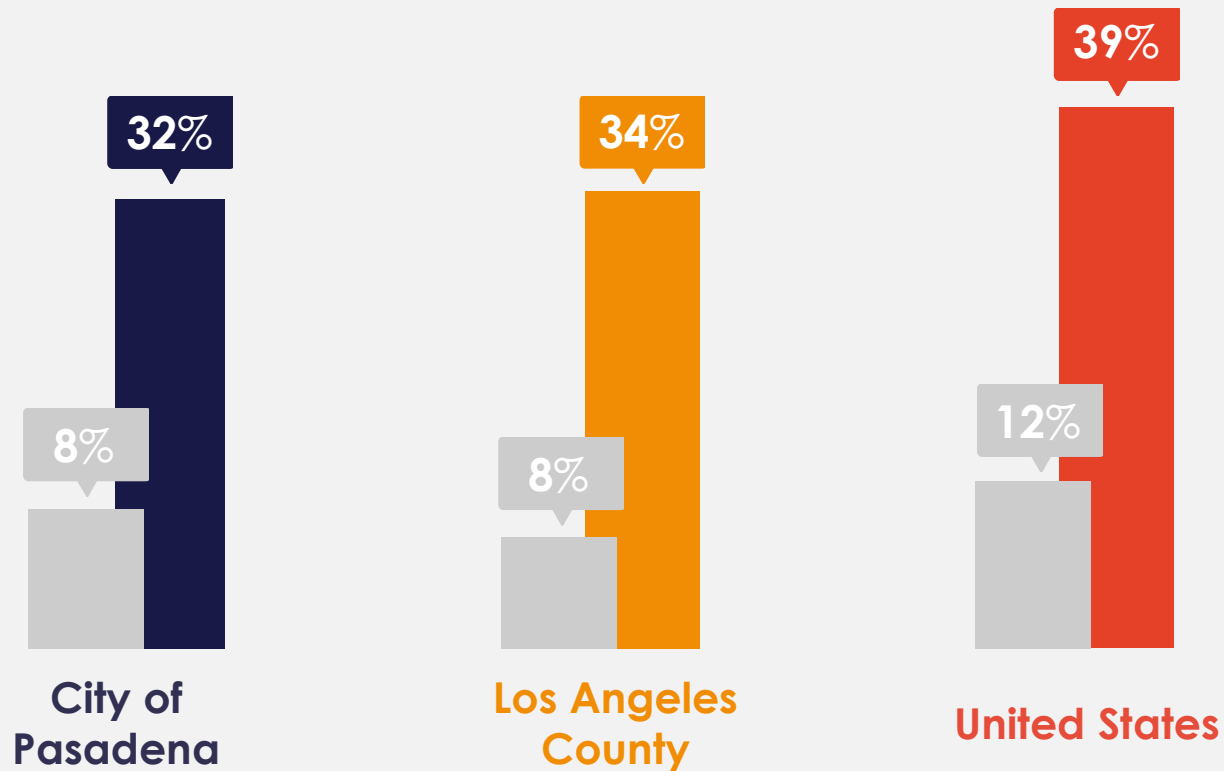
0.4% Transgender

Note: City of Pasadena data is based on 2019 ACS 5-Year Estimates which did not include the option to indicate transgender.



BLACK PEOPLE EXPERIENCING HOMELESSNESS

Department of Housing

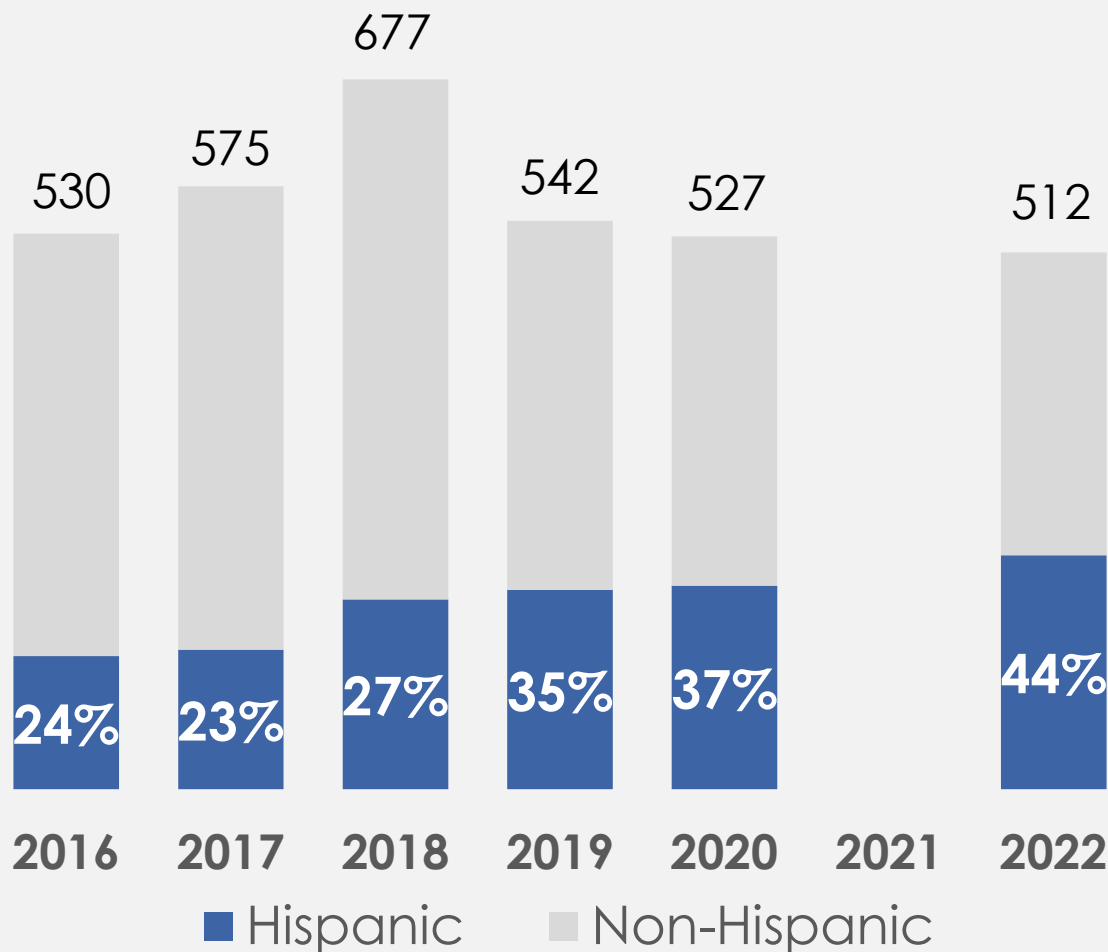


■ General Population
■ ■ Homeless Population

PASADENA



GROWTH IN UNHOUSED HISPANIC/LATINO



While Latinos
comprise

37%

of **all people** in the
City of Pasadena

They comprise

44%

of **unhoused people**
in the
City of Pasadena

PASADENA



GREATEST ETHNIC DISPARITY AMONG FAMILIES

Latinos experiencing homelessness represent...

37%
of **INDIVIDUALS**
and **VETERANS**




43%
of **SENIORS** and
CHRONICALLY
HOMELESS



55%
of **TRANSITIONAL**
AGED YOUTH



80%
of **FAMILIES**

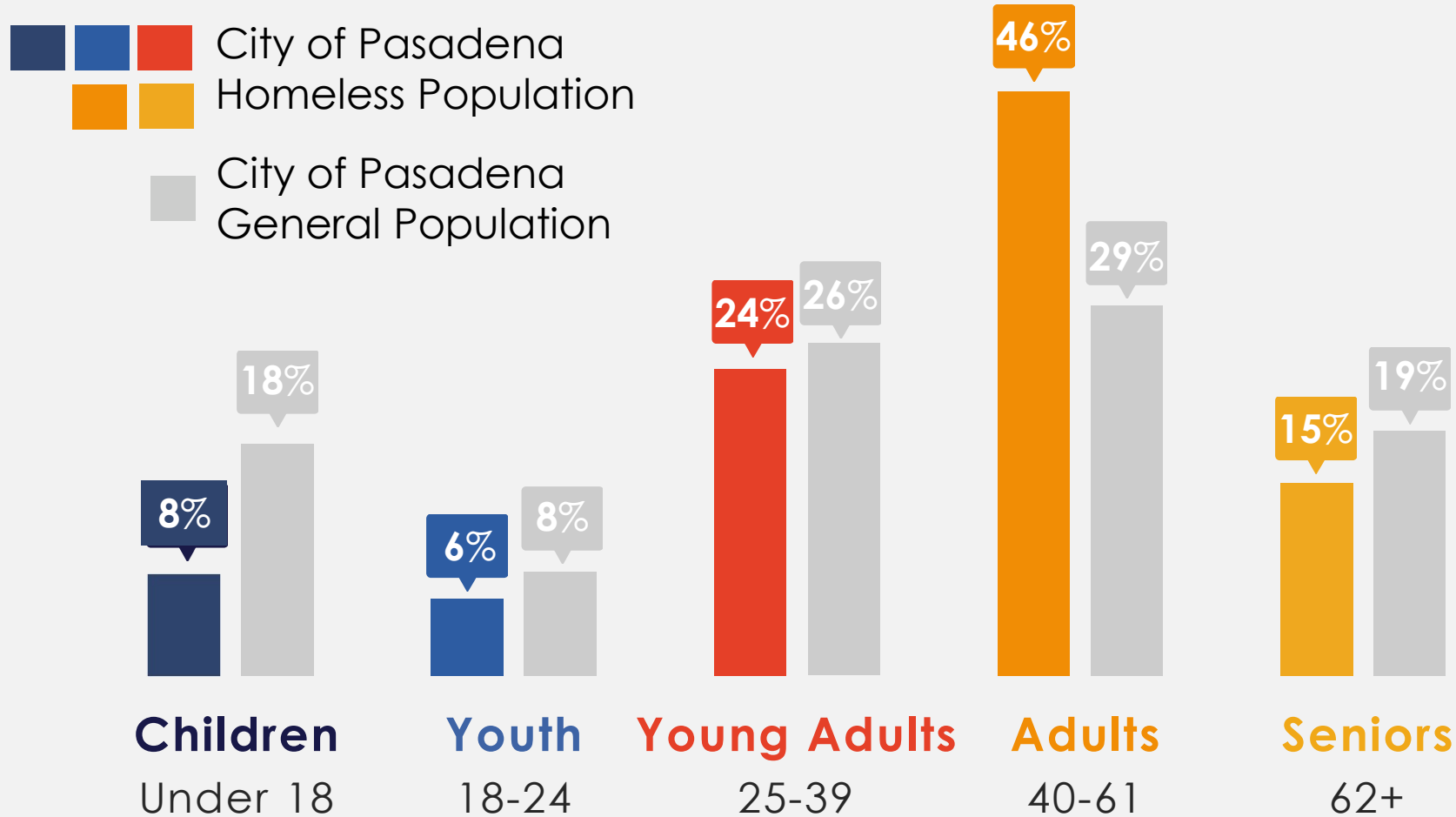


PASADENA



AGE DIFFERENCES AND TRENDS

Department of Housing





SENIORS (62+)



67%

did not
experience
homelessness
until age 40+



72%

pointed to
financial reasons
as a factor in
their housing loss




28%

cited eviction or
foreclosure as a factor
in their housing loss;
80% occurred in
Pasadena

PASADENA

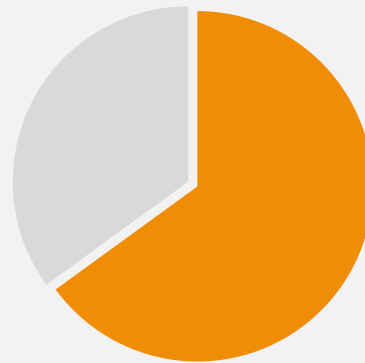


TRANSITIONAL AGE YOUTH (18-24)




1 in 2

have a history with the foster care system
vs. 12% for all unhoused



65%

were sheltered
vs. 45% for all unhoused



1 in 4

have children of their own

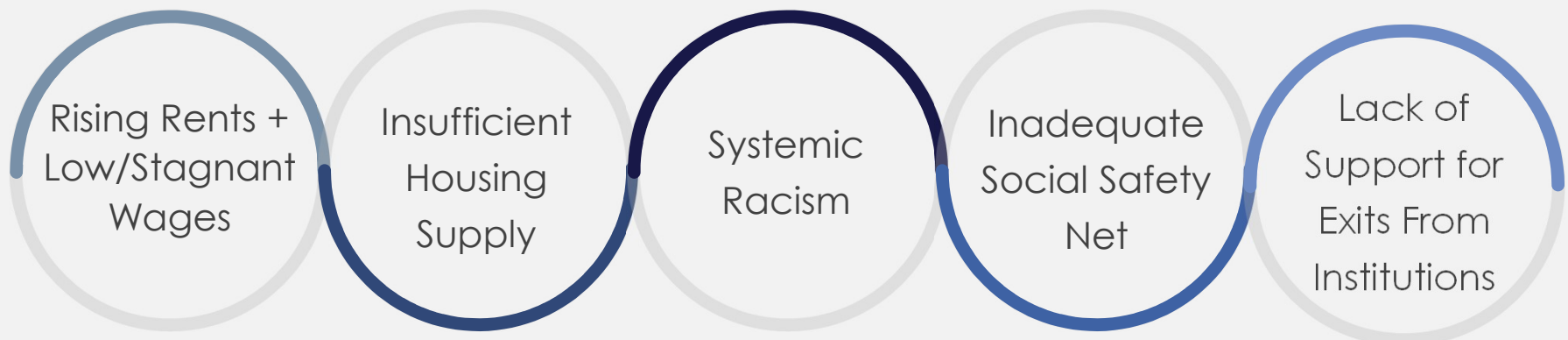
PASADENA



STRUCTURAL & SYSTEMIC CAUSES OF HOMELESSNESS

Department of Housing

While Pasadena has invested heavily in the homelessness response system, it continues to bear the challenges and failures of other existing systems.



In order to affect increased and lasting change, serious efforts must be made to mitigate the systemic causes of homelessness.



PASADENA'S APPROACH



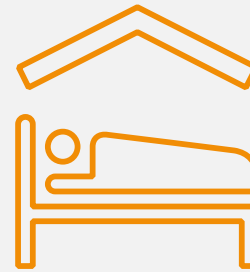
Permanent Housing

Site-Based
Scattered-Site
Housing-First Approach



Homelessness Prevention

Legal Services
Financial Support



Emergency Shelter

Low-Barrier Shelter
Motel Vouchers



Services & Engagement

Street Outreach
Coordinated Entry
Supportive Services



COMMITMENT TO PERMANENT HOUSING

Existing Programs

5 Scattered-Site PSH Programs
4 Site-Based PSH Programs
3 Rapid Rehousing Programs

Beds

189
249
66

New Permanent Housing

Heritage Square South
HOPE Center
Emergency Housing Vouchers
Mainstream Vouchers

Units

69
65
109
75



Meeting our shelter needs depends on the development of permanent housing to quickly move people out of homelessness.



WHAT IT MEANS TO END HOMELESSNESS

Department of Housing

Rare

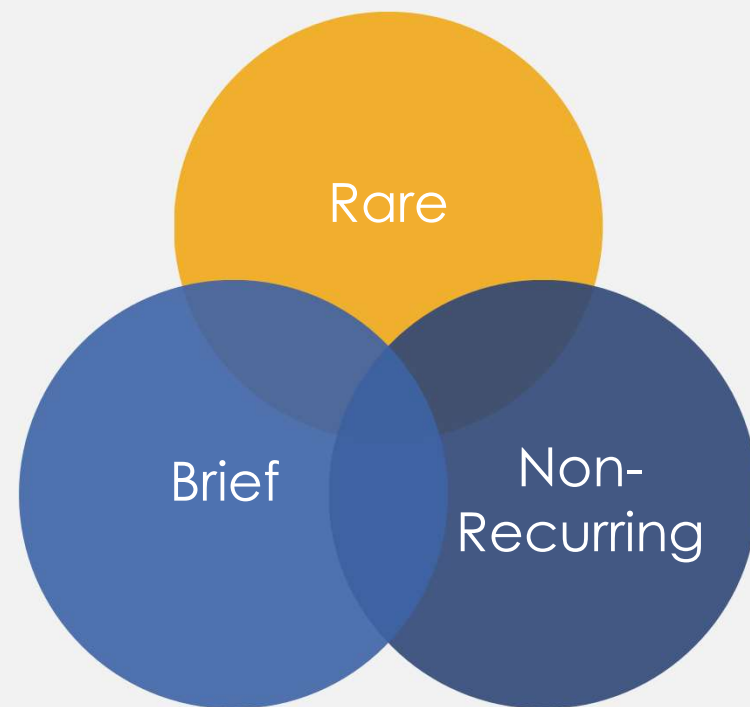
Targeted Prevention
Diversion

Brief

Rapid Rehousing
Housing Navigation & Location
Landlord incentives

Non-Recurring


Permanent Supportive Housing
99% Retention Rate





HOUSED IN 2021

Department of Housing



277

people housed

in 2021

90

in Permanent
Supportive
Housing

113

in Rapid
Rehousing

74

in other
permanent
housing



Department of Housing

To review the full report, visit:

www.pasadenahomelesscount.org

