

Pasadena Unified School District



HIGHLIGHT OF PUSD PROGRAMS
MARCH 7, 2022
ITEM 2

Our Mission & Vision



Mission Statement:

We are a caring community that promotes a **deep love for learning** by **embracing the cultural background of every student**. We hold high expectations for student achievement. We provide innovative curriculum that represents the **global value** of education. With a commitment to **academic excellence**, we prepare our students for their place in an ever-evolving world.

Vision Statement:

We prepare students for the future by inspiring the **joy of learning** in every child every day!

Our District

23 Current Schools:

- (13) Elementary Schools
- (3) Middle Schools
- (1) TK-8th School
- (2) 6th-12th Schools
- (2) 9th-12th High Schools
- (2) Alternative Schools

2,400 Certificated & Classified Employees

Our Students

15,313 Students (TK-12)
2020-21 Fall Norm/Census Day

District Demographics

- English Learners 12.6%
- Foster Youth 1.7%
- Homeless 4.5%
- Students with Disabilities 14.5%
- Socioeconomic Disadvantaged 66.4%

Race/Ethnicity

- African American 10.8%
- American Indian 0.2%
- Asian 5.5%
- Filipino 2%
- Hispanic 59.4%
- Two or more races 3.8%
- Pacific Islander 0.2%
- White 17.7%

Overlap in Target Student Group Membership 2020-21 Fall Norm/Census Day

| Target Groups | Socio-Economically Disadvantaged | English Learner | Foster Youth | Homeless | Students with Disabilities | Hispanic | African-American/Black |
|-----------------------------------|----------------------------------|------------------------|---------------------|---------------------|----------------------------|------------------------|------------------------|
| Socio-Economically Disadvantaged | 100% 10,163 | 17.0% 1,727 | 2.5% 252 | 6.7% 685 | 15.7% 1,592 | 71.5% 7,266 | 12.3% 1,245 |
| English Learner | 89.3% 1,727 | 100% 1,935 | 1.9% 36 | 7.9% 153 | 27.9% 539 | 89.5% 1,731 | 0.4% 7 |
| Foster Youth | 100% 252 | 14.3% 36 | 100% 252 | 4.8% 12 | 60.3% 152 | 50.4% 127 | 32.5% 82 |
| Homeless | 100% 685 | 22.3% 153 | 1.8% 12 | 100% 685 | 15.3% 105 | 83.2% 570 | 13.0% 89 |
| Students with Disabilities | 71.4% 1,592 | 24.2% 539 | 6.8% 152 | 4.7% 105 | 100% 2,229 | 61.8% 1,377 | 14.4% 320 |
| Hispanic | 79.9% 7,266 | 19.0% 1,731 | 1.4% 127 | 6.3% 570 | 15.1% 1,377 | 100% 9,091 | - |
| African-American/Black | 75.2% 1,245 | 0.4% 7 | 5.0% 82 | 5.4% 89 | 19.3% 320 | - | 100% 1,656 |
| <i>District-wide (15,313)</i> | <i>66.4% 10,163</i> | <i>12.6% 1,935</i> | <i>1.6% 252</i> | <i>4.5% 685</i> | <i>14.6% 2,229</i> | <i>59.4% 9,091</i> | <i>10.8% 1,656</i> |

Source: Data reflect Fall Norm/Census day enrollment and group membership as reported in CALPADS 1.2 and 1.18 student lists.

Our Context

As a unified school district, we are supporting:

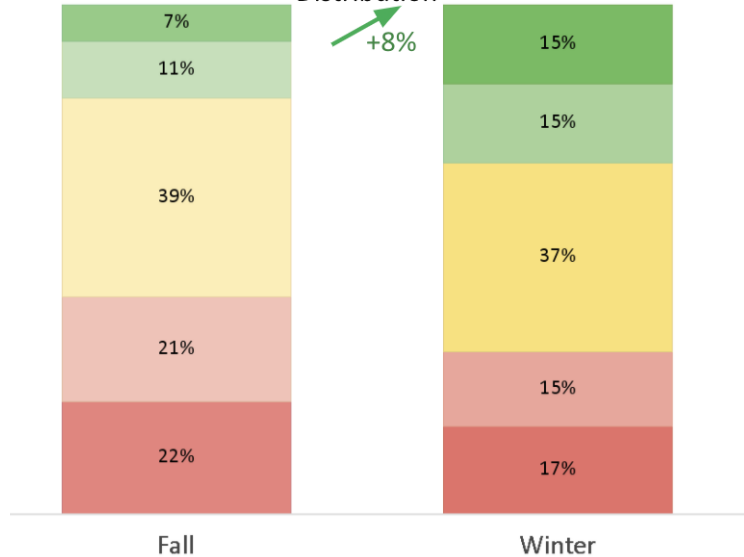
- **Students and families** in recovering from impacts of the global disruption of the Covid-19 pandemic
- **Staff** in ongoing discussion and reflection about diversity, equity, and inclusion (DEI)
- **Teachers** in the implementation of research-based practices to effectively adjust classroom instruction and approaches amidst these shifts

New Supports

- **Accelerated learning**- Instructional shifts to stabilize and address learning gaps
- **Expanded Learning**- New in-person and online tutoring offerings, increased summer program offerings
- **Health & Wellness**- Free tele-health services (Hazel Health), site-based COVID-19 testing and vaccination clinics
- **DEI Efforts**- Ethnic Studies districtwide, Student Think Tank, staff training & parent partnerships

Academic Growth (Beginning to Mid Year)

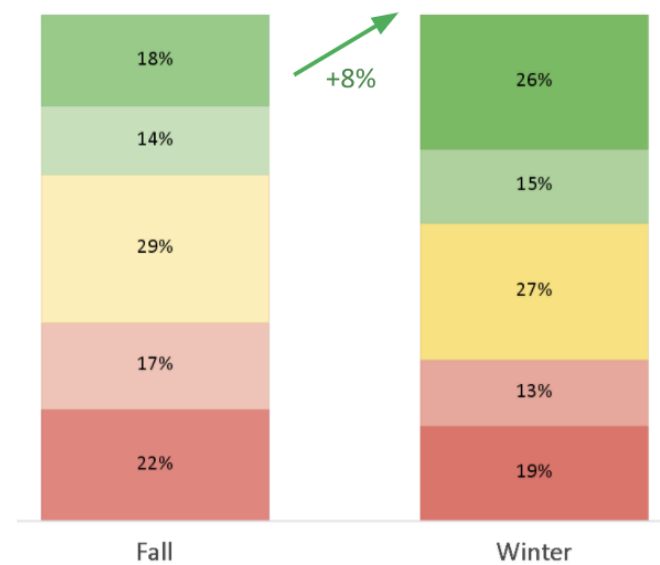
Fall 21-22 to Winter 21-22 Placement
Distribution



Mathematics

N =
7,322

Fall 21-22 to Winter 21-22 Placement
Distribution



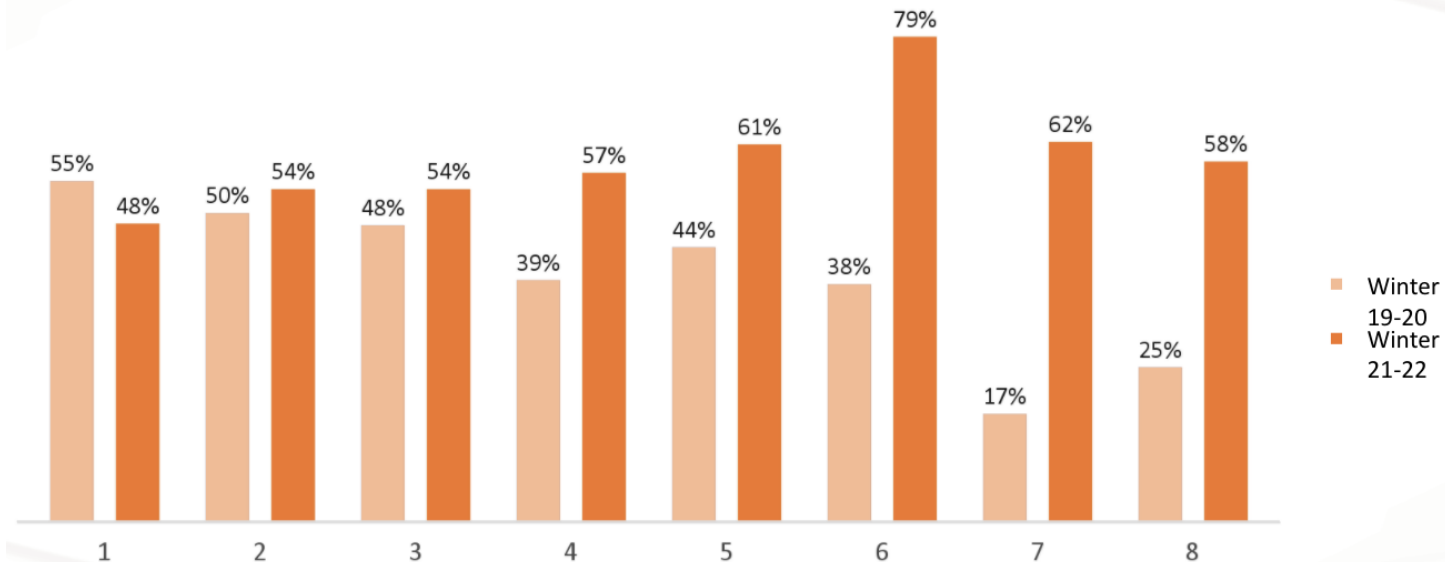
Reading

N =
7,145

Growth Comparison

Winter 2020 v. Winter 2022 (Pre-Pandemic v. Current)

Median Percent of Typical Growth Achieved in Winter 19-20 and Winter 21-22



Mathematics

Graduation

| Graduation Rates | 2016-2017 | 2017-2018 | 2018-2019 | 2019-2020 | 2020-2021 |
|------------------|-----------|-----------|-----------|-----------|-----------|
| PUSD | 84.5% | 84.8% | 85.4% | 82.2% | 84.8% |
| Los Angeles | 80.0% | 81.6% | 81.8% | 82.2% | 82.4% |
| California | 82.7% | 83.0% | 84.5% | 84.2% | 83.6% |

Educational Programs



Creativity & Innovation

My Masterpieces

Open Stage

STEAM Magnets

Arts Magnets

Electives in all art forms

TechEquity

College & Career Readiness

Linked Learning Academies

Early College / Dual Enrollment

CTE High School Options

Work-based learning

Graduate Defense

Healthy Mind and Body

PUSD Thrive

Social Emotional Learning

Farm to School

Wellness Centers

Counseling & Intervention Services

Athletics

Culturally Competent Citizens

Dual Language

International Baccalaureate

Community Service

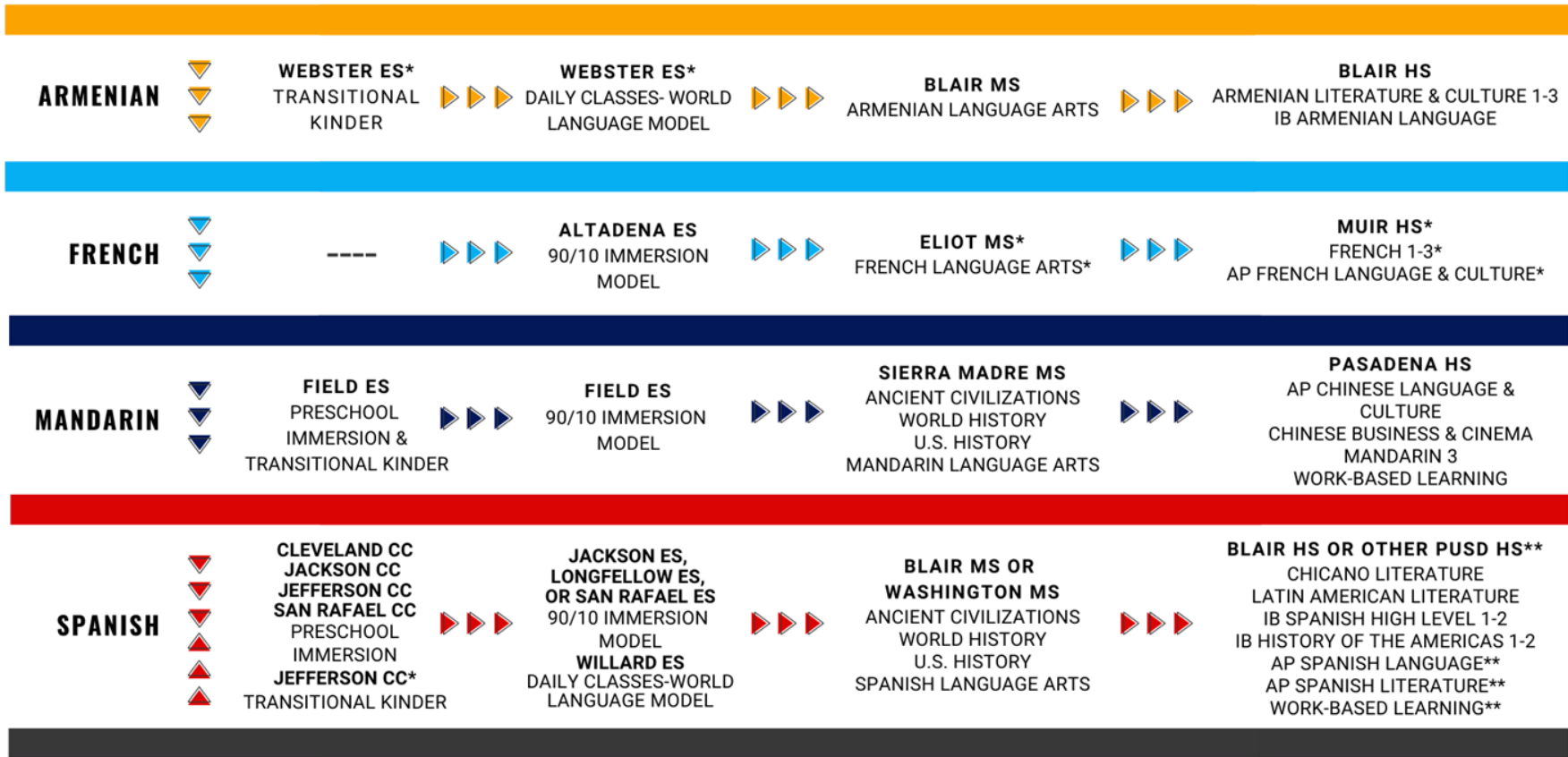
Mentors For Life

Student Leadership Development

Ethnic Studies

DUAL LANGUAGE IMMERSION ROAD MAP TO HIGH SCHOOL


PROGRAM MODELS AND TARGET LANGUAGE COURSES FROM PRESCHOOL THROUGH 12TH GRADE




*PROPOSED COURSES & PROGRAM LOCATIONS FOR 2022 AND BEYOND; SUBJECT TO CHANGE.

MAGNET SCHOOLS

Pasadena Unified School District

| | K-5 | 6-8 | 9-12 |
|----------------------------------|---|---|--|
| Visual & Performing Arts Magnets | <p>Altadena Arts Magnet French Immersion</p> | <p>Eliot Arts Magnet</p> | <p> John Muir High School Early College Magnet <i>Arts, Entertainment, & Media Academy</i></p> |
| STEAM Magnets | <p>Jackson STEM Dual Language Magnet Spanish Immersion</p> <hr/> <p>Washington Elementary STEM Magnet</p> | <p>Washington STEAM Multilingual Academy Spanish Immersion</p> | <p><i>Engineering & Environmental Science Academy</i></p> <hr/> <p><i>Business & Entrepreneurship Academy</i></p> |

LEARNS & Expanded Learning



- **Academic Offerings:** Homework Assistance; Tutoring (ES and MS); Imagine Learning Literacy and Math Facts (ES)
- **Enrichment Offerings:** PasadenaLEARNS Sports (PLS); Dance; Science Olympiad, Visual and Performing Arts; Driver's Ed (high schools); theme-based enrichment classes
- **College and Career Readiness:** College Access Plan (high schools); Student Internships (Rose City); Future Business Leaders of America (Muir); Startup Smartup Entrepreneurship Program (MS)

Community Schools

- Extended Learning Time and Opportunities
- Integrated Student Supports
- Family & Community Engagement
- Collaborative Leadership & Practices in Collaboration with Collaborate PASadena

Early Childhood Programs

PUSD's Early Childhood Education programs have been a launchpad for our children's bright future.

With individualized support, our programs develop the whole person by nurturing each child's physical, social, emotional, creative, linguistic, and cognitive growth.

Children's Centers and Preschool Sites

Early Childhood Education Programs

Director: Ree Hudson

Program Specialist: Jefferson Sankary and
Patricia Guzman

Cleveland Children's Center

Site Supervisor: Esther Sanders

Full Day Spanish DLIP

Ana Reynoso / Tony Gantt

Jefferson Children's Center

Site Supervisor: Carolina Arizaga

Kerem Martinez / Dolores Lopez

Longfellow Children's Center

Site Supervisor: Kamille Martin

Maria Venegas / Janine Montanez

Washington Children's Center

Site Supervisor: Dina Perez

Sheila Green / Maria Baker / Maria Gordon

Willard Children's Center

Site Supervisor: Lorna Washington

Yanira Munoz / Novetta Mckinney

- 5 Full Day Children's Center 7:00 am – 6:00 pm
- 2 Full Day Spanish DLIP Classrooms
- 8 ECP Half Day Preschool Classrooms
- 2 ECP Spanish DLIP Classrooms
- 2 ECP SPED Inclusion Classrooms
- 2 Full Day Mandarin DLIP Classrooms

Altadena ECP Inclusion Preschool

Karina Karakhanian / Tia

Field DLIP Mandarin Preschool

Fiona Tse / Hui Ting Lee

Hamilton ECP Preschool

Antoinette Murillo

Jackson ECP DLIP Spanish Preschool

Ana Paik

Madison ECP Inclusion Preschool

Cinthia Martinez /

San Rafael ECP DLIP Spanish Preschool

Karina Salazar

Sierra Madre ECP Preschool

Xochitl Bajo

Webster ECP Preschool

Ossanna Yousefian

Willard ECP Preschool

Alis Vanegas

Enrollment

CSPP Part Day State Preschool

| Sites | Capacity AM | Students Enrolled | Capacity PM | Students Enrolled | Open Seats |
|--------------|-------------|-------------------|-------------|-------------------|------------|
| Altadena* | 24 | 15 | 24 | 8 | 9* |
| Hamilton* | 20 | 15 | 20 | 16 | 1* |
| Jackson* | 24 | 16 | 24 | 12 | 4* |
| Madison* | 22 | 14 | 22 | 14 | 4* |
| San Rafael | 24 | 19 | 24 | 19 | 10 |
| Sierra Madre | 24 | 12 | 24 | 10 | 26 |
| Webster* | 24 | 14 | 24 | 7 | 11* |
| Willard* | 24 | 14 | 24 | 6 | 12* |
| Total | 186 | 119 | 186 | 92 | 36 |

Field Mandarin Preschool

| Sites | Capacity | Students Enrolled | Open Seats |
|--------------------------|-----------|-------------------|------------|
| Mandarin, Room 1 Fiona | 24 | 14 | 10 |
| Mandarin, Room 2 Ms. Lee | 23 | 12 | 11 |
| Total | 47 | 26 | 21 |

Enrollment

CA State Preschool Program: Full Day State Funded Preschools

| Sites | Capacity | Students Enrolled | Open Seats | Notes |
|-------------|---------------------|-------------------|------------|--|
| Jefferson* | 60 but enrolling 52 | 39 | 13 | Opening 3 rd classroom on 3/08/2022 |
| Cleveland * | 60 but enrolling 52 | 43 | 9 | Opening 3 rd classroom on 3/08/2022 |
| Longfellow | 44 | 35 | 9 | |
| Washington* | 60 but enrolling 48 | 47 | 1 | |
| Willard | 44 | 33 | | |
| Total | 268 | 197 | 32 | |

Expansion to Universal TK (Transitional Kindergarten)

Current TK

- Ratio:
 - none specified
- TK eligibility: children who turn turn 5 between September 2 and December 2 of the current school year
- California State Preschool Program (CSPP) contracts can only be used for preschool services

Universal TK

- Ratio:
 - 1:12, beginning 2022-23
 - 1:10, beginning 2023-24
- TK eligibility: expand to include children who have 4th birthday by September 1st of the current school year
 - Eligibility is expanded incrementally over three years, to include three more months of birthdays each year
- California State Preschool Program (CSPP) contracts can be used for wrap-around services for eligible TK and K children

Collaborations

- City of Pasadena Task Force on Early Child Development and Early Learning
- The Office of the Young Child and Pasadena As An Early Learning City by 2025
- Pasadena Directors Alliance
- Office of the Young Child - EDI Results
- LA Child Care Planning Committee
- Other LEAs; Glendale USD, Culver City USD, and SMMUSD
- LACOE - CPIN professional development

#PUSD PROUD

Comments/Questions ?