



Department of Housing

CITY COUNCIL  
2020 Homeless Count

Jennifer O'Reilly-Jones  
Homeless Programs Coordinator  
June 8, 2020





# 2020 HOMELESS COUNT

SNAPSHOT  
IN  
TIME



## January 21, 2020

Conducted annually in late January beginning at sunset and ending at sunrise



## Point in Time

One-night count of people experiencing homelessness in Pasadena



## Mobile Survey

Mobile devices were used in 2020 to record survey responses.

PASADENA



# 2020 HOMELESS COUNT RESULTS

Department of Housing

On January 21, 2020, **527** people were experiencing homelessness in Pasadena.

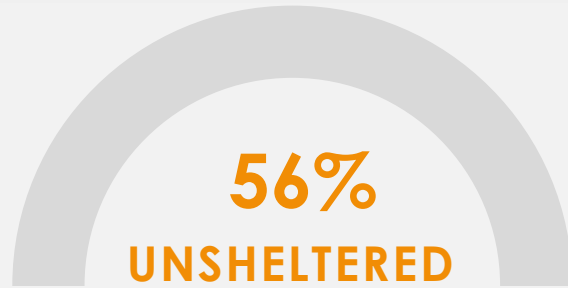











PASADENA

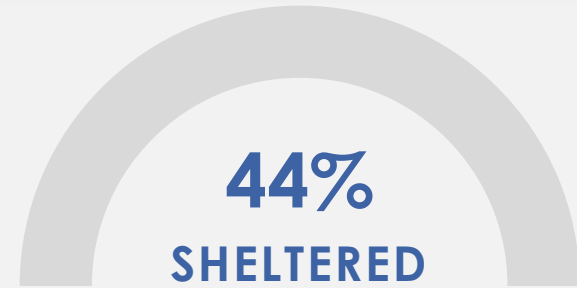




# WHO WAS COUNTED

Department of Housing



-  **30%** street or sidewalk
-  **12%** parking lot
-  **7%** car or rv
-  **3%** park
-  **2%** transit center
-  **2%** under bridge, overpass, or fwy embankment
-  **1%** abandoned building
-  **0.4%** outside a church
-  **0.4%** tent, encampment, natr'l area



-  **37%** emergency shelter
-  **7%** transitional housing

**Does not include:**

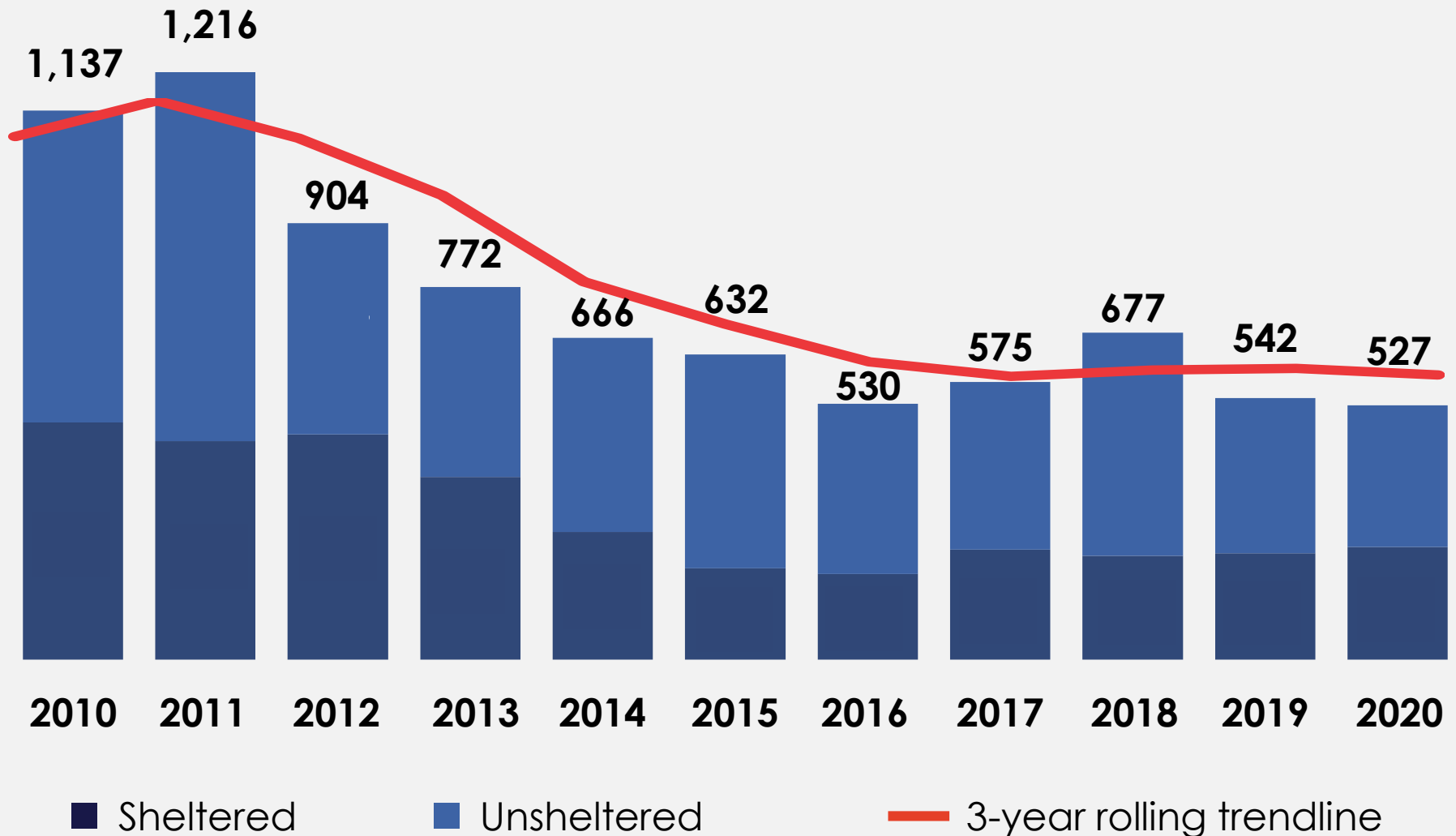
Doubled up or couch surfing  
At-risk of homelessness

PASADENA



# HOMELESSNESS REMAINS LARGELY UNCHANGED

Department of Housing





# MORE PEOPLE ARE STAYING IN EMERGENCY SHELTER

Department of Housing

+5% 

**Sheltered Count**

-8% 

**Unsheltered Count**



**State Funding**


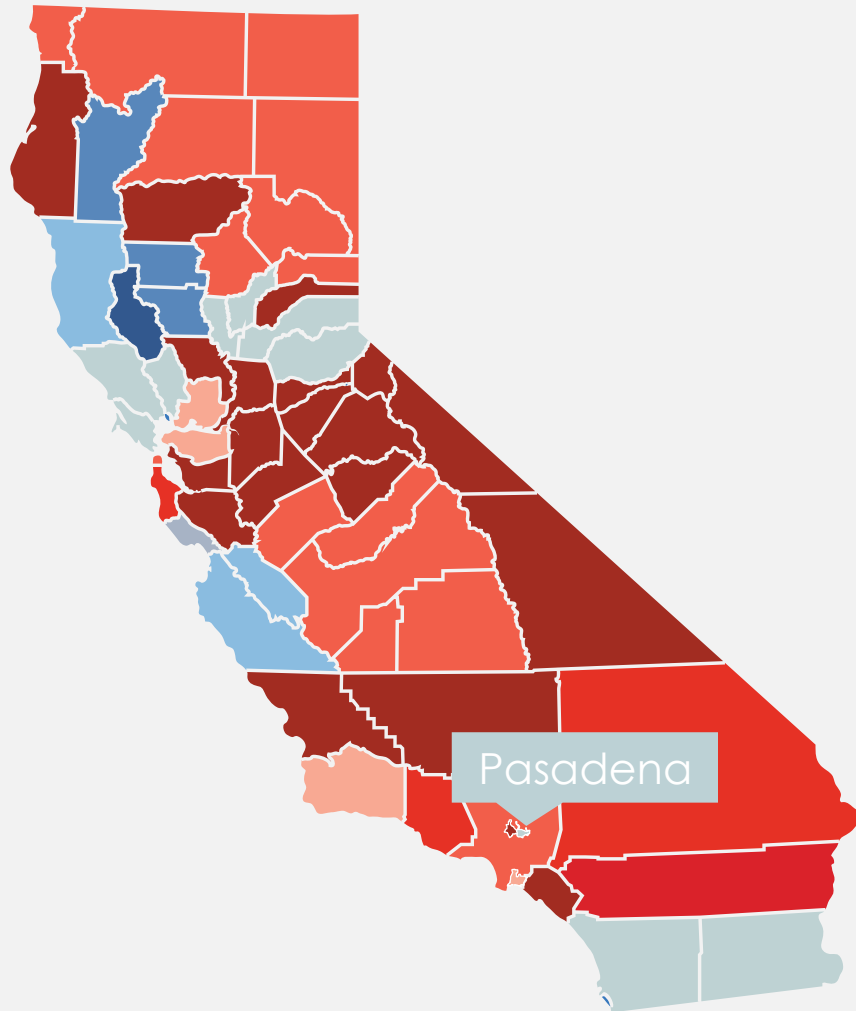
One-time emergency  
shelter resources

PASADENA



# 2017-19 STATEWIDE TRENDS

Department of Housing





# SOUTHERN CALIFORNIA INITIAL 2020 RESULTS\*

Department of Housing

## \* Results Pending:

LA County  
Long Beach  
Glendale  
Imperial County  
San Luis Obispo

-6%

San Diego

-3%

Pasadena

Riverside County

3%

Ventura County

4%

Santa Barbara County

5%

Kern County

19%

San Bernardino County

20%

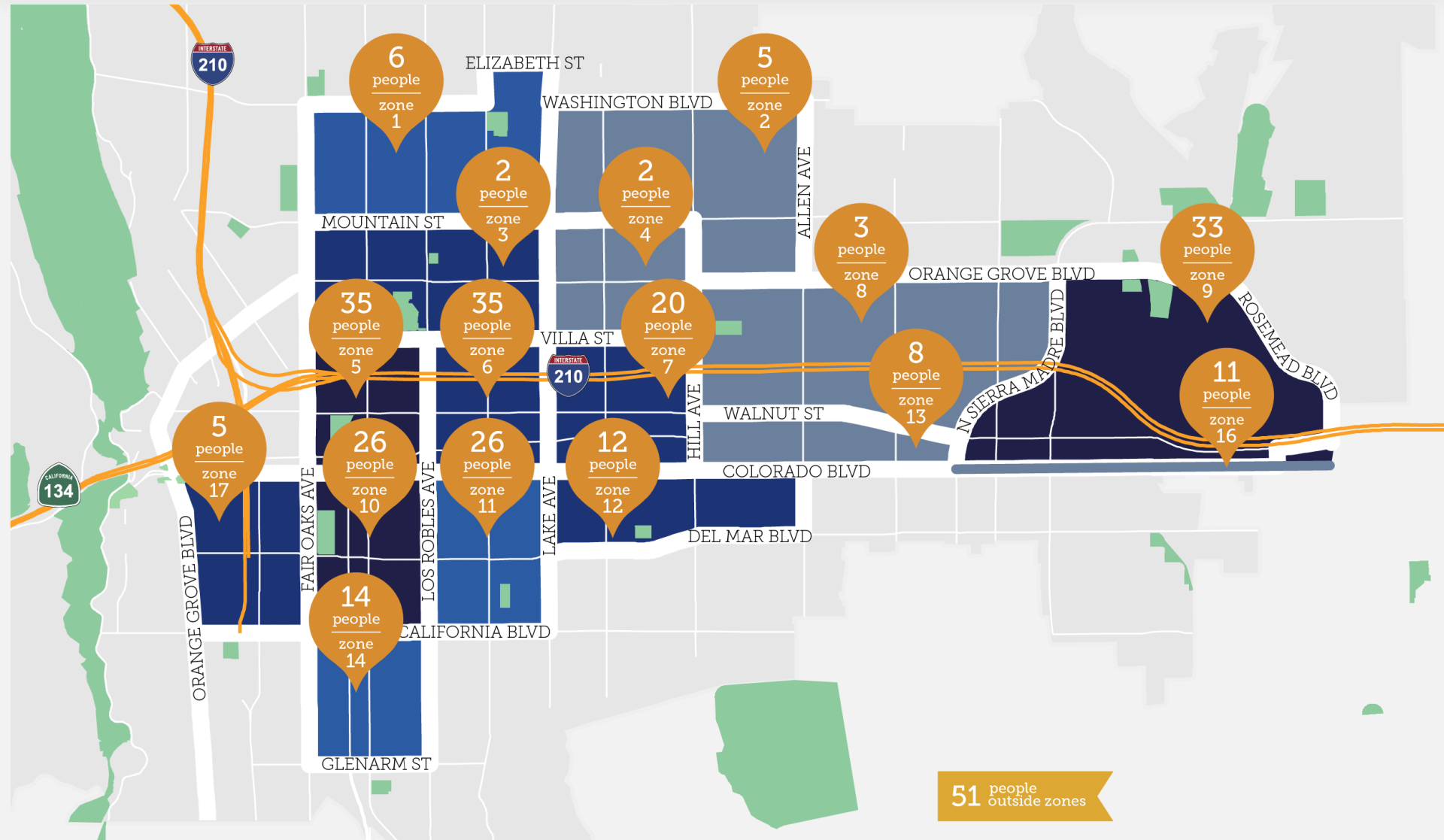
PASADENA





# UNSHELTERED COUNT DISTRIBUTION

Department of Housing





Department of Housing

Homeless Count

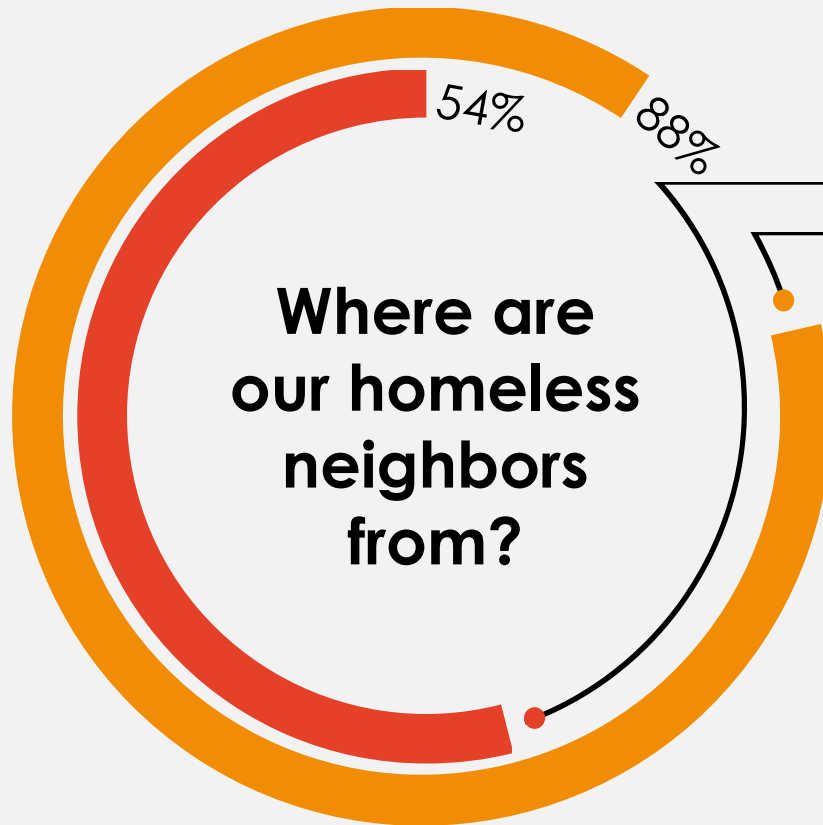
# **SURVEY FINDINGS**

PASADENA



# LOCATION AND LENGTH OF RESIDENCY BEFORE HOUSING LOSS

Department of Housing



Over half lived in Pasadena for an average of 21 years before falling into homelessness

**PASADENA**

**LA COUNTY**

88% lived in LA County for an average of 17 years before becoming homeless

PASADENA



# FIRST TIME HOMELESS

Department of Housing



**1 out of 5**

19% of people fell into homelessness for the first time in their life last year.



**Residents for 31 years**

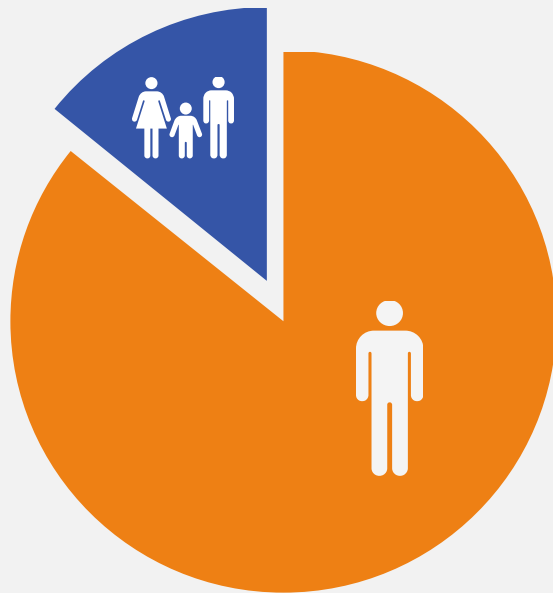
On average, people who became homeless last year have lived in Pasadena for 31 years.

PASADENA



# POPULATION COMPOSITION

Department of Housing



MAJORITY OF PEOPLE EXPERIENCING HOMELESSNESS ARE SINGLE ADULTS



86% SINGLE ADULTS



14% PEOPLE IN FAMILIES



# GENDER

Department of Housing

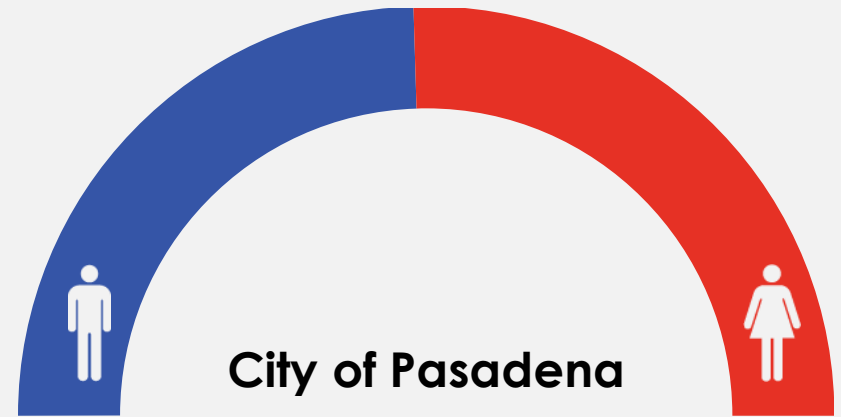


67% Male



33% Female

1% Transgender



48% Male



52% Female

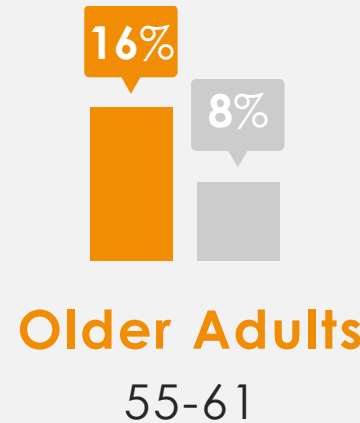

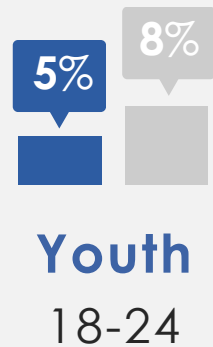
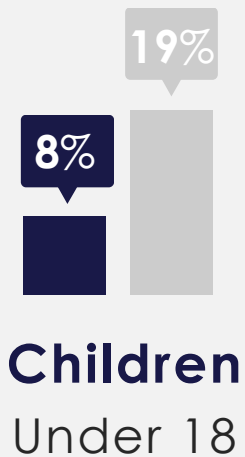
PASADENA



# AGE DIFFERENCES AND TRENDS

Department of Housing

■ City of Pasadena  
general population

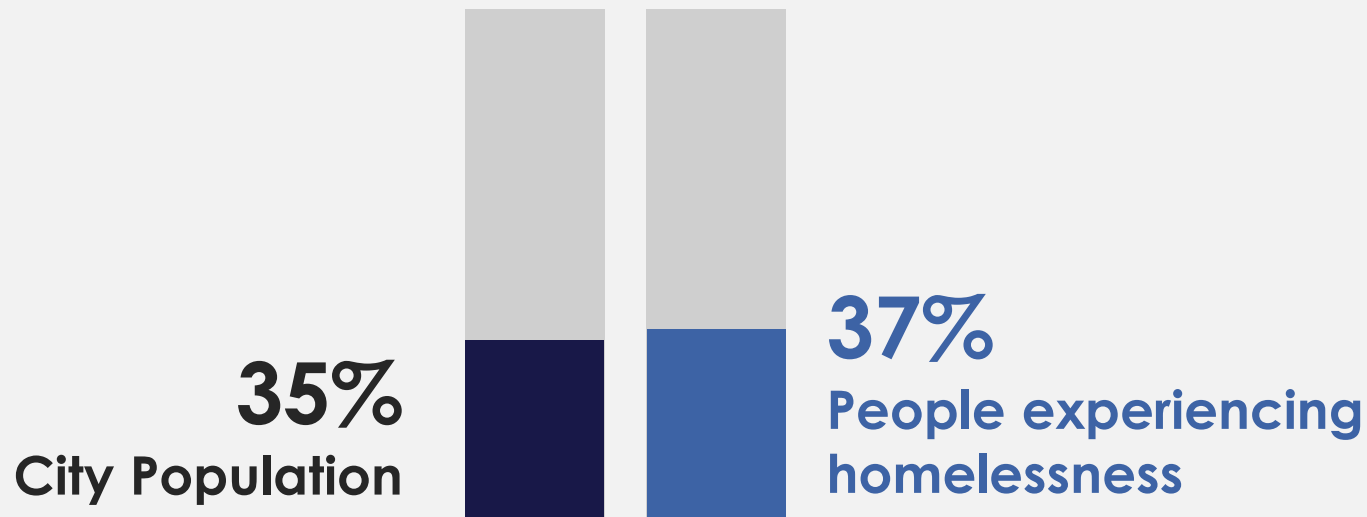


**3 out of 10**  
people who are  
homeless are above  
the age of 55



# HISPANIC/LATINO POPULATION

Department of Housing



Like the US Census Bureau, HUD defines race and ethnicity as separate and distinct identities, with Hispanic or Latino origin asked as a separate question.

PASADENA



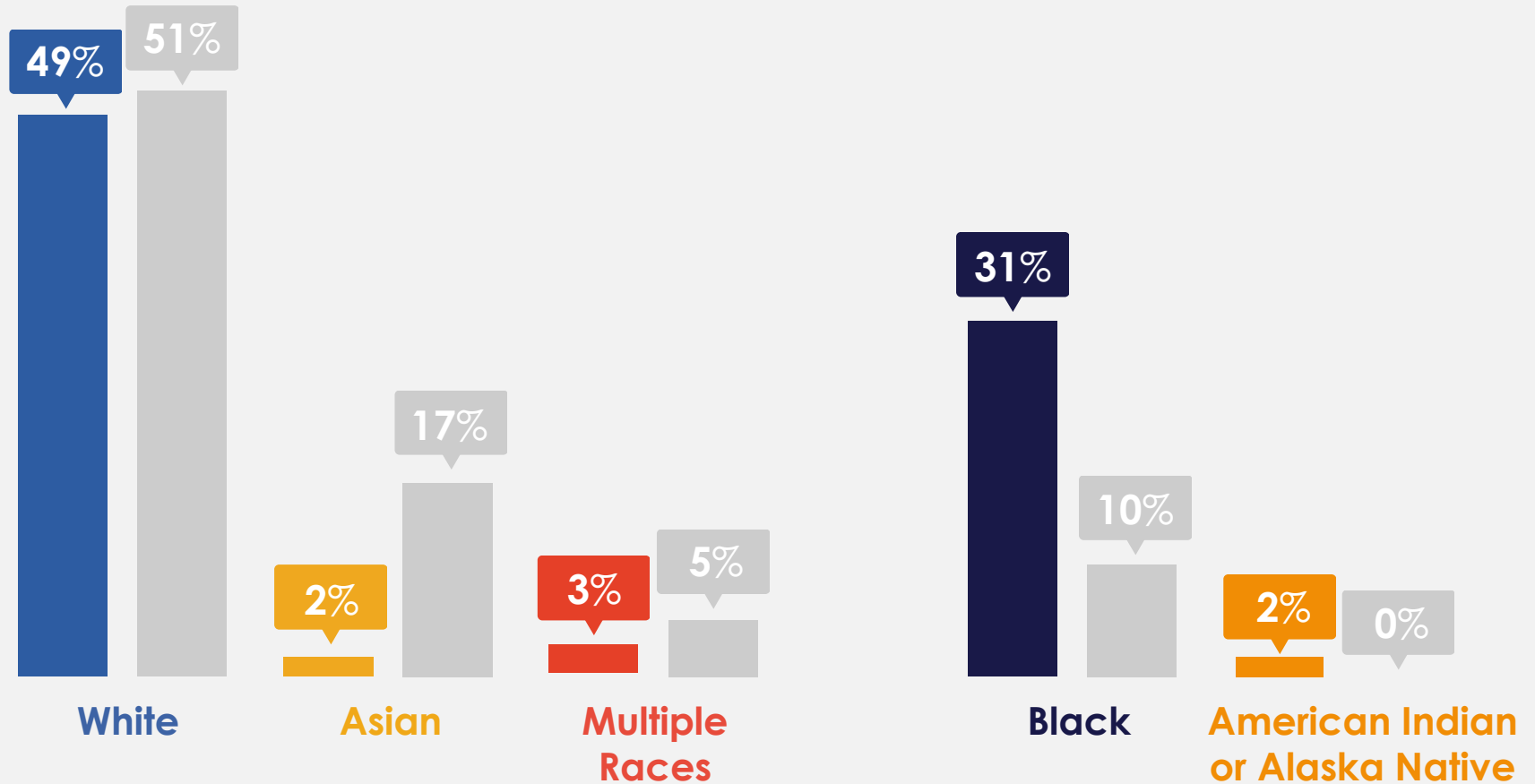


# RACIAL DISPARITIES

Department of Housing

## UNDERREPRESENTED

## OVERREPRESENTED



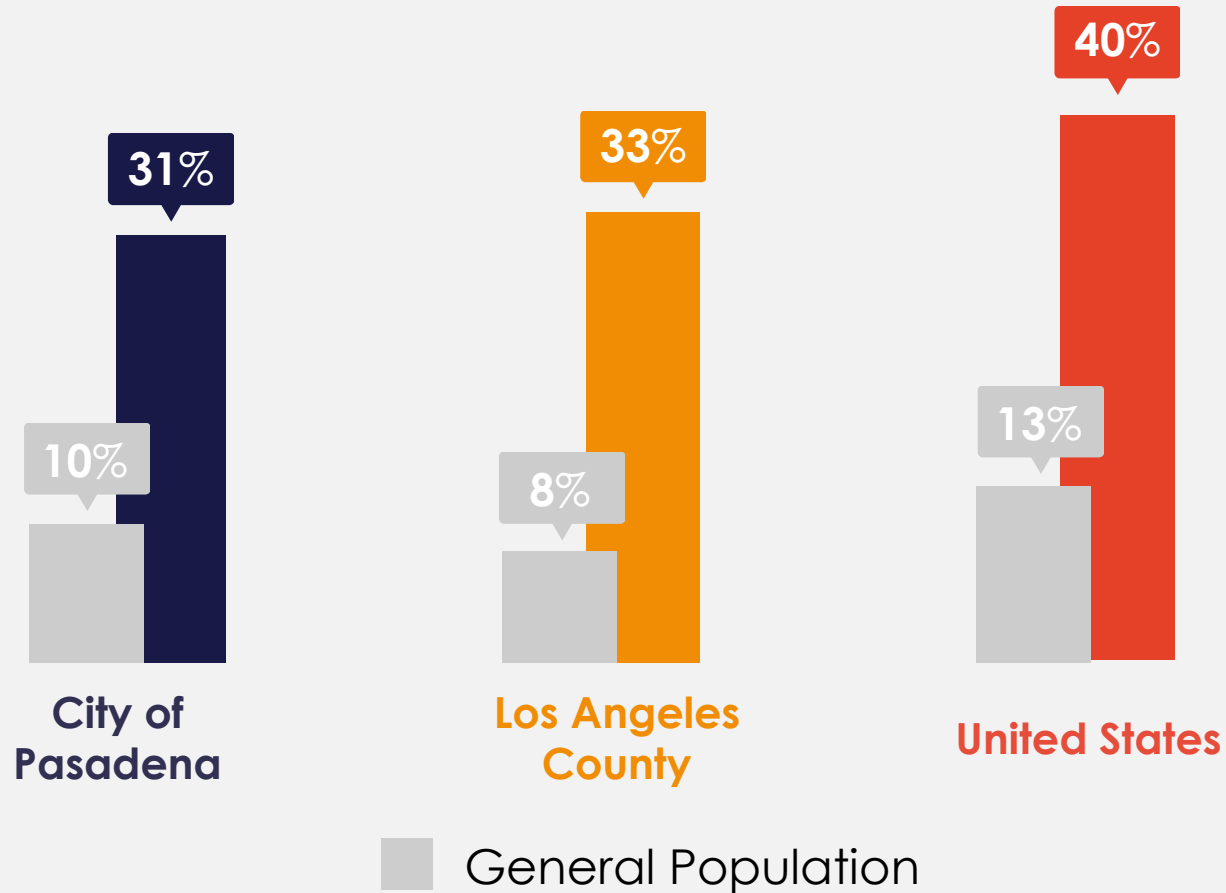
City of Pasadena general population

PASADENA



# BLACK PEOPLE EXPERIENCING HOMELESSNESS

Department of Housing




PASADENA




# HEALTH CONDITIONS OF OUR HOMELESS NEIGHBORS

Department of Housing


**Chronic Health Condition**




**Physical Disability**




**Substance Use**




**Serious Mental Health Condition**




**Developmental Disability**



**Post Traumatic Stress Disorder**



**Traumatic Brain Injury**

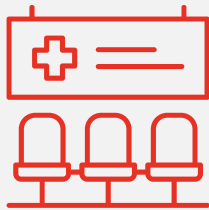


PASADENA




# HEALTH NEEDS

Department of Housing



**52%**

**visited an ER**  
in the past 6  
months



**1 in 3**

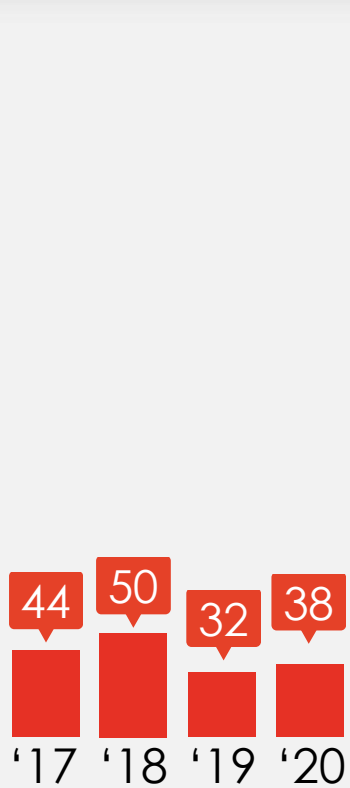
were unable to get  
**needed medical care**  
in the past year

PASADENA




# HOMELESS SUBPOPULATIONS


Department of Housing




**Veterans**  
7%



**Chronically Homeless**  
52%



**People in Families**  
14%



**Unaccompanied & Parenting Youth**  
4%

PASADENA



Department of Housing

2020 Homeless Count

# STATE OF HOMELESSNESS IN PASADENA

PASADENA



# HOMES END HOMELESSNESS

Department of Housing



PASADENA



# RECENT INVESTMENTS TO ADDRESS HOMELESSNESS

Department of Housing

- 1.** HOPE Team Street Outreach Services Liaison
- 2.** Motel Vouchers
- 3.** Housing Locators
- 4.** Housing Retention Specialist
- 5.** Homelessness Prevention

PASADENA





# STRUCTURAL & SYSTEMIC CAUSES OF HOMELESSNESS

Department of Housing

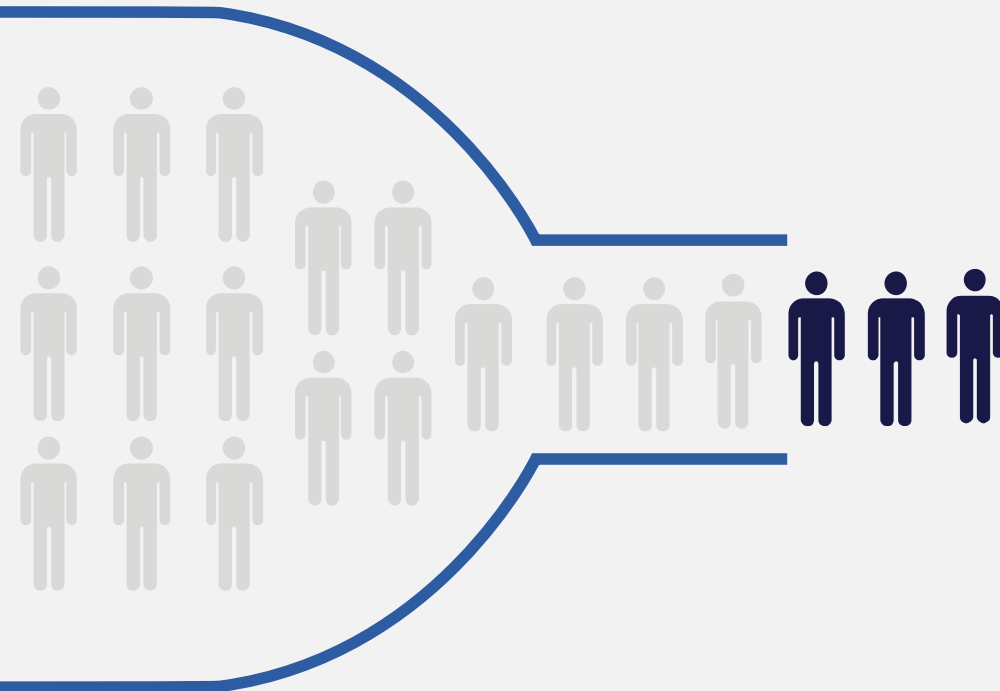


Our system is helping more people than ever before, but we need to **address the inflow.**



# BOTTLENECKS WITHIN OUR SYSTEM

Department of Housing



## Housing Resources

Access to housing resources that will permanently end people's homelessness

## Connection to Case Management and Supportive Services

Low-barrier connection to services and ongoing case management support

PASADENA



# ANTICIPATED CHALLENGES

Department of Housing

## COVID-19 PANDEMIC



PASADENA



# WHAT IT MEANS TO END HOMELESSNESS

Department of Housing

## Rare

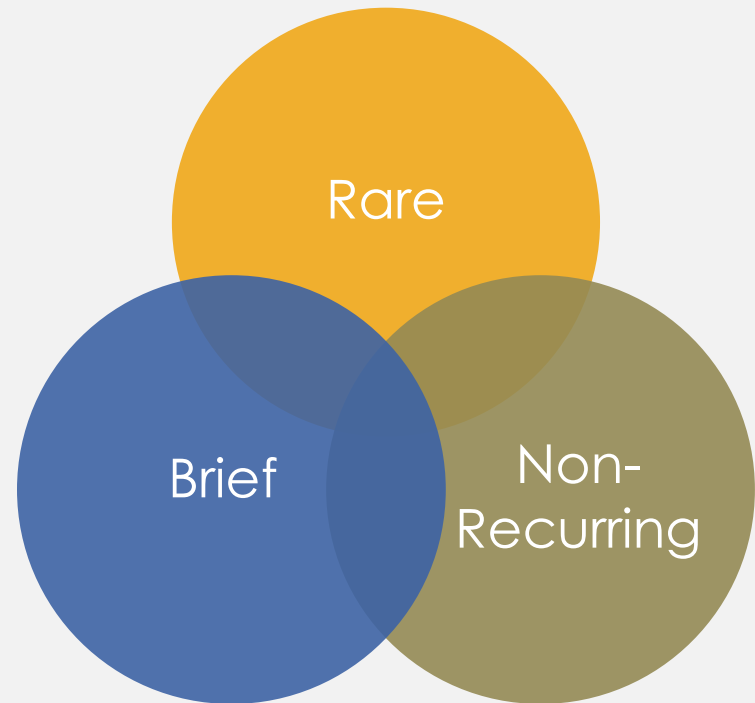
Targeted Prevention  
Diversion

## Brief

Rapid Rehousing  
Housing Navigation & Location  
Landlord incentives

## Non-Recurring

Supportive Housing  
93% Retention Rate



PASADENA



# OUR WORK IS MAKING A DIFFERENCE

Department of Housing



## Long Term Progress

Steady and encouraging progress for close to 10 years



## Exits from Homelessness

Service connections and exits to permanent housing



## Lasting Results

People who exit homelessness do not return

PASADENA

## Acknowledgements

The Pasadena Continuum of Care (CoC), led by the City of Pasadena Department of Housing, would like to thank the 200+ volunteers who contributed to the success of the 2020 Homeless Count. This year's count yielded the highest number of volunteers yet. The participation of community members, professional outreach workers, partner agencies, faith-based organizations, local nonprofits and City Departments (Police, Public Health, DoIT, Library) is fundamental to collecting meaningful data in an effort to further our understanding of homelessness in the City and secure resources to implement effective solutions.



To download the full report, visit:

<https://pasadenapartnership.org/homeless-count/>

