

CITY OF PASADENA



DRAFT Consolidated Annual Performance and Evaluation Report (CAPER)

2019-2020

CITY OF PASADENA

**CONSOLIDATED ANNUAL
PERFORMANCE AND EVALUATION REPORT (CAPER)**

2019-2020 Program Year

Victor M. Gordo, Mayor

Andy Wilson, Vice Mayor

**Felicia Williams
John J. Kennedy
Steve Madison**

**Gene Masuda
Tyron Hampton**

CITY MANAGER

Steve Mermell

HOUSING DEPARTMENT

William K. Huang, Housing Director

Jim Wong, Senior Project Manager

Randy Mabson, Program Coordinator

Jennifer O-Reilly-Jones, Program Coordinator

Introduction 1

Goals and Outcomes..... 2

Racial & Ethnic Composition 6

Resources & Investments 7

Affordable Housing 11

Homeless & Other Special Needs 13

Public Housing 16

Other Actions..... 17

Monitoring..... 20

CDBG 22

HOME 23

ESG Sub-recipient Information 24

ESG Persons Assisted..... 26

ESG Assistance Provides & Outcomes..... 29

ESG Expenditures 30

ATTACHMENTS

Attachment A	Public Notices
Attachment B	CDBG Annual Performance Reports PY19-20
Attachment C	PR-91 ESG Supplement
Attachment D	PR-26 CDBG Financial Summary
Attachment E	PR-03 CDBG Activity Summary Report

This draft version contains incomplete sections highlighted in **Yellow**. These sections will be added in the finalized version submitted to HUD.

INTRODUCTION

CITY OF PASADENA

Consolidated Annual Performance and Evaluation Report (CAPER)

July 1, 2019 to June 30, 2020

The City of Pasadena Five-Year Consolidated Plan provides a framework to identify housing, homeless, community and economic development needs and resources to tailor a Strategic Plan for meeting those needs. The Consolidated Plan consists of a five (5) year Strategic Plan and an Annual Action Plan. The Strategic Plan contains three (3) parts: 1) a housing, homeless, community and economic development needs assessment; 2) a housing market analysis; and 3) long-term strategies to meet priority needs. The Action Plan describes the specific projects and activities that Pasadena will undertake in the coming year with its federal funds from the U. S. Department of Housing/Urban Development (HUD) to address those priority needs. The Action Plan also contains certifications indicating that the City will follow certain requirements such as furthering fair housing.

The Consolidated Annual Performance and Evaluation Report (CAPER) is an assessment of the (City) of Pasadena's activity performance funded by the three HUD formula grant programs: Community Development Block Grant (CDBG); Home Investment Partnership Act (HOME); and Emergency Solutions Grant (ESG).

The CAPER describes the City's performance for all HUD formula grant programs with respect to meeting the objectives and goals established in the City's Five-Year Consolidated Plan and in corresponding Annual Action Plan. Fiscal Year (FY) 2019-2020 is the fifth year in the Five-Year Consolidated Planning Period (Program Years 2015-2019) for the City.

GOALS AND OUTCOMES (CR-05)

Progress the jurisdiction has made in carrying out its strategic plan and its action plan. 91.520(a)

During Program Year 2019-2020, the City made progress toward accomplishing the goals of developing a viable community by providing affordable decent housing, a suitable living environment and expanding economic opportunity for low income persons as described in pertinent Consolidated Plan documents.

For Program Year 2019 – 2020, the City of Pasadena received a total of \$3,455,833 in federal funds, which included \$2,007,538 in Community Development Block Grant (CDBG), \$764,874 in HOME Investment Partnership, and \$168,431 in Emergency Solutions Grant (ESG) funds. The City of Pasadena also received \$224,820 in CDBG Program income and \$290,170.97 in HOME program income for program year 2019-2020.

2019-2020 Federal Annual Allocation

CDBG	HOME	ESG	TOTAL FEDERAL FUNDING
\$2,007,538	\$764,874	\$168,431	\$2,962,470

Table 1 – Annual Funding Sources

Comparison of the proposed versus actual outcomes for each outcome measure submitted with the consolidated plan and explain, if applicable, why progress was not made toward meeting goals and objectives. 91.520(g)

Categories, priority levels, funding sources and amounts, outcomes/objectives, goal outcome indicators, units of measure, targets, actual outcomes/outputs, and percentage completed for each of the grantee’s program year goals are described in Table 2 below.

HOME: During PY 2019, evaluation continued on the potential placement of HOME and CHDO funds for the rehabilitation of a rental project to house persons with developmental disabilities. Also, eligible and qualified low-income buyers for the HOME-assisted Decker Court and Gill Court homeownership projects were selected. Two homeowner rehabilitation projects are currently in progress, to be completed in PY20.

CDBG: During PY2019, significant achievement was made towards public facility and infrastructure improvements throughout the City. In addition, a total of seven (7) owner-occupied housing units were rehabilitated.

ESG:

Goal	Category	Source / Amount 2019	Needs Addressed	Unit of Measure	Expected – Strategic Plan	Actual – Strategic Plan	Percent Complete	Expected – Program Year	Actual – Program Year	Percent Complete
Affordable Housing	Affordable Housing	HOME: \$0 CHDO: \$0	Rental units rehabilitated and/or preserved affordability	Household Housing Unit	19	19	100%	4	0	0%
Affordable Housing	Affordable Housing	HOME: \$3,882,982	Homebuyer Assistance	Household Housing Unit	16	16	100%	16	16	100%
Business Facade Improvements	Non-Housing Community Development	CDBG: \$30,000	Facade treatment/business building rehabilitation	Business	5	4	80%	3	2	66%
Homeless Intervention and Prevention	Homeless	ESG: \$5,726	Tenant-based rental assistance / Rapid Rehousing	Households Assisted	130	120	92%	12	2	17%
Homeless Intervention and Prevention	Homeless	ESG: \$78,819	Homeless Person Overnight Shelter	Persons Assisted	1,650	1,603	97%	399	283	71%
Homeless Intervention and Prevention	Homeless	ESG: \$38,030	Homelessness Prevention/ Coordinated Entry/Street Outreach	Persons Assisted	280	305	109%	30	53	177%

Goal	Category	Source / Amount	Needs Addressed	Unit of Measure	Expected – Strategic Plan	Actual – Strategic Plan	Percent Complete	Expected – Program Year	Actual – Program Year	Percent Complete
Infrastructure Improvements	Non-Housing Community Development	CDBG: \$350,984	Infrastructure Activities	Persons Assisted	50,000	46,115	92%	7,147	7,147	100%
Owner-Occupied Housing Rehabilitation	Affordable Housing	CDBG: \$175,734 HOME: \$0	Housing	Housing Unit	75	77	103%	24	8	33%
Public Facility Improvements	Non-Homeless Special Development	CDBG: \$101,168	Public Facility Activities	Persons Assisted	200,000	217,821	109%	103,290	72,785	70%
Public Services	Homeless Non-Homeless Special Needs	CDBG: \$172,115	Public Service Activities	Persons Assisted	2,500	2,395	96%	575	166	29%
Economic Development: Microenterprise Assistance	Non-Housing Community Development	CDBG: \$3,294	Economic Development	Micro-Enterprises	60	64	107%	80	19	24%

Table 2 - Accomplishments – Program Year & Strategic Plan to Date

Assess how the jurisdiction’s use of funds, particularly CDBG, addresses the priorities and specific objectives identified in the plan, giving special attention to the highest priority activities identified.

The City’s 5-Year Consolidated Plan contains eleven objectives that represent high priority needs in the community. These objectives serve as a basis for implementing and administering entitlement funds. In no particular order, the following categories have been identified as high priority:

- Housing
- Public services
- Economic development
- Homelessness
- Public facility improvements
- Infrastructure improvements

RACIAL & ETHNIC COMPOSITION OF FAMILIES ASSISTED (CR-10)

Describe the families assisted (including the racial and ethnic status of families assisted). 91.520(a)

	CDBG	HOME	ESG
White	19	4	0
Black or African American	49	3	0
Asian	1	3	0
American Indian or American Native	0	0	0
Native Hawaiian or Other Pacific Islander	0	0	0
Total	0	10	0
Hispanic	81	6	0
Not Hispanic	0	10	0

Table 3 – Table of assistance to racial and ethnic populations by source of funds

Narrative

The HOME households information in Table 2 are for the approved homebuyers of the HOME-assisted units in the Decker Court and Gill Court affordable homeownership projects (1655 N. Fair Oaks Ave. and 1665 N. Fair Oaks Ave.). The projects (which have a total of 16 affordable, low-income units) were under construction during the Program Year.

For CDBG, there are some assisted families that do not fall into the racial categories provided in the table above. A total of 63 assisted families did not fall into a race category provided in the above table. Of that amount, 62 were of Hispanic ethnicity.

RESOURCES & INVESTMENT (CR-15)

Identify the resources made available.

Source of Funds	Source	Resources Made Available	Amount Expended During Program Year
CDBG	HUD	\$2,593,083	\$1,732,577
HOME	HUD	\$1,008,635	\$233,735
ESG	HUD	\$196,398	\$22,409

Table 4 - Resources Made Available (Includes Program Income)

Identify the geographic distribution and location of investments

Target Area	Planned Percentage of Allocation	Actual Percentage of Allocation	Narrative Description
City of Pasadena	100%	100%	Jurisdiction

Table 5 – Identify the geographic distribution and location of investments

Narrative

In Table 4, HOME funds not expended during the Program Year consist of \$300,000 allocated to the Single-Family Housing Rehabilitation Loan program, and \$474,900 in CHDO funding allocated for rental housing rehabilitation, and affordable housing preservation activities. With respect to the Single-Family Housing Rehabilitation Loan program, a vendor (Neighborhood Housing Services of LA County) was selected through an RFP to administer the program and it is anticipated that HOME funding will be allocated to projects in Program Year 2020-2021. During Program Year 2019-2020, evaluation continued on the potential placement of CHDO funds for the rehabilitation of a rental project to house persons with developmental disabilities.

CDBG funding drawdown was greatly impacted by the coronavirus health pandemic. Two public service projects were never implemented, and the housing rehabilitation completion rate dropped drastically. Program providers will make social distancing adjustments in order to begin providing services in a safe manner.

Leveraging

Explain how federal funds leveraged additional resources (private, state and local funds), including a description of how matching requirements were satisfied, as well as how any publicly owned land or property located within the jurisdiction that were used to address the needs identified in the plan.

HOME: In PY 2019-2020, the City did not commit (nor was it required to commit) any funding resources as a match towards HOME-assisted activities. At the end of PY 2019-2020, the City exceeded the cumulative HOME matching requirement by \$11.68M.

ESG:

Fiscal Year Summary – HOME Match	
1. Excess match from prior Federal fiscal year	\$11,851,295.51
2. Match contributed during current Federal fiscal year	\$0
3. Total match available for current Federal fiscal year (Line 1 plus Line 2)	\$11,851,295.51
4. Match liability for current Federal fiscal year	(\$166,396.39)
5. Excess match carried over to next Federal fiscal year (Line 3 minus Line 4)	\$1,684,899.12

Table 6 – Fiscal Year Summary - HOME Match Report

Match Contribution for the Federal Fiscal Year								
Project No. or Other ID	Date of Contribution	Cash (non-Federal sources)	Foregone Taxes, Fees, Charges	Appraised Land/Real Property	Required Infrastructure	Site Preparation, Construction Materials, Donated Labor	Bond Financing	Total Match
None	None	\$0	\$0	\$0	\$0	\$0	\$0	\$0

Table 7 – HOME Match Contribution for the Federal Fiscal Year

Program Income Report				
Balance on hand at beginning of reporting period	Amount received during reporting period	Total amount expended during reporting period	Amount expended for TBRA	Balance on hand at end of reporting period
\$1,223,682	\$153,579	\$229,759	\$0	\$1,367,502

Table 8 – HOME Program Income

Minority Business Enterprises and Women Business Enterprises – Indicate the number and dollar value of contracts for HOME projects completed during the reporting period						
	Total	Minority Business Enterprises				White Non-Hispanic
		Alaskan Native or American Indian	Asian or Pacific Islander	Black Non-Hispanic	Hispanic	
Contracts						
Number	1	0	0	0	0	0
Dollar Amount	\$900,242	0	0	0	0	\$0
Sub-Contracts						
Number	16	0	0	0	0	0
Dollar Amount	\$519,633	\$0	\$51,200	\$0	\$68,000	\$400,433
	Total	Women Business Enterprises	Male			
Contracts						
Number	1	0	1			
Dollar Amount	\$900,242	0	\$900,242			
Sub-Contracts						
Number	16	2	2			
Dollar Amount	\$519,633	\$51,000	\$468,633			

Table 9 – Minority Business and Women Business Enterprises

Minority Owners of Rental Property – Indicate the number of HOME assisted rental property owners and the total amount of HOME funds in these rental properties assisted						
	Total	Minority Property Owners				White Non-Hispanic
		Alaskan Native or American Indian	Asian or Pacific Islander	Black Non-Hispanic	Hispanic	
Number	0	0	0	0	0	0
Dollar Amount	0	0	0	0	0	0

Table 10 – Minority Owners of Rental Property

Relocation and Real Property Acquisition – Indicate the number of persons displaced, the cost of relocation payments, the number of parcels acquired, and the cost of acquisition						
Parcels Acquired		0	0			
Businesses Displaced		0	0			
Nonprofit Organizations Displaced		0	0			
Households Temporarily Relocated, not Displaced		0	0			
Households Displaced	Total	Minority Property Enterprises				White Non-Hispanic
		Alaskan Native or American Indian	Asian or Pacific Islander	Black Non-Hispanic	Hispanic	
Number	0	0	0	0	0	0
Cost	0	0	0	0	0	0

Table 11 – Relocation and Real Property Acquisition

AFFORDABLE HOUSING (CR-20)

Evaluation of the jurisdiction's progress in providing affordable housing, including the number and types of families served, the number of extremely low-income, low-income, moderate-income, and middle-income persons served.

	One-Year Goal	Actual
Number of homeless households to be provided affordable housing units	0	0
Number of non-homeless households to be provided affordable housing units	0	16
Number of special-needs households to be provided affordable housing units	0	0
Total	0	16

Table 12 – Number of Households

	One-Year Goal	Actual
Number of households supported through rental assistance	0	0
Number of households supported through the production of new units	0	0
Number of households supported through the rehab of existing units	24	7
Number of households supported through the acquisition of existing units	0	0
Total	24	7

Table 13 – Number of Households Supported

Discuss the difference between goals and outcomes and problems encountered in meeting these goals.

HOME

Outcome exceeded goals.

CDBG

The City's housing rehabilitation production was effected by the COVID- pandemic which prevented work from being initiated.

Discuss how these outcomes will impact future annual action plans.

HOME

Projects identified in future annual action plans will continue to incorporate effective marketing strategies to achieve diversity in the provision of affordable housing.

CDBG

The housing rehabilitation program staff will practice social distancing and use facemask coverings to continue working on housing units.

Include the number of extremely low-income, low-income, and moderate-income persons served by each activity where information on income by family size is required to determine the eligibility of the activity.

Number of Persons Served	CDBG Actual	HOME Actual
Extremely Low-income	6	0
Low-income	1	16
Moderate-income	0	0
Total	0	16

Table 14 – Number of Persons Served

The sixteen (16) persons noted in Table 14 for HOME are from the Decker Court and Gill Court affordable homeownership projects (1655 N. Fair Oaks Ave. and 1665 N. Fair Oaks Ave.). The projects were under construction and buyers approved during the reporting year.

HOMELESS & OTHER SPECIAL NEEDS (CR-25)

Evaluate the jurisdiction's progress in meeting its specific objectives for reducing and ending homelessness through:

Reaching out to homeless persons (especially unsheltered persons) and assessing their individual needs.

Addressing the emergency shelter and transitional housing needs of homeless persons.

Helping low-income individuals and families avoid becoming homeless, especially extremely low-income individuals and families and those who are: likely to become homeless after being discharged from publicly funded institutions and systems of care (such as health care facilities, mental health facilities, foster care and other youth facilities, and corrections programs and institutions); and, receiving assistance from public or private agencies that address housing, health, social services, employment, education, or youth needs.

Helping homeless persons (especially chronically homeless individuals and families, families with children, veterans and their families, and unaccompanied youth) make the transition to permanent housing and independent living, including shortening the period of time that individuals and families experience homelessness, facilitating access for homeless individuals and families to affordable housing units, and preventing individuals and families who were recently homeless from becoming homeless again

PUBLIC HOUSING (CR-30)

Actions taken to address the needs of public housing

The City of Pasadena does not own or operate any Public Housing units; therefore, there were no actions taken to address the needs of Public Housing.

Actions taken to encourage public housing residents to become more involved in management and participate in homeownership

The City of Pasadena does not own or operate any Public Housing units; therefore, this is not applicable.

Actions taken to provide assistance to troubled PHAs

The City of Pasadena Housing Department (CoPHD) administers the Housing Choice Voucher program. CoPHD is identified as a high performing Housing Authority according to HUD's Section 8 Management Assessment Program (SEMAP); therefore no actions taken to provide assistance to a troubled PHA.

OTHER ACTIONS (CR-35)

Actions taken to remove or ameliorate the negative effects of public policies that serve as barriers to affordable housing such as land use controls, tax policies affecting land, zoning ordinances, building codes, fees and charges, growth limitations, and policies affecting the return on residential investment. 91.220 (j); 91.320 (i)

During the PY 2019-2020, the City strengthened its Inclusionary Housing Ordinance by increasing the percentage of required affordable housing from 15% to 20% (including a new requirement for 5% very low income units) and increased the In-Lieu Fee rates.

Actions taken to address obstacles to meeting underserved needs. 91.220(k); 91.320(j)

Pasadena's General Plan sets forth various policies to ensure that each neighborhood receives an equitable level of services. This includes: 1) promoting the location of public and private community service facilities, and public and private recreation facilities throughout the community as a function of population distribution and need; and 2) promoting the accessible location of public and private community services facilities; and 3) reconfiguring the City's transit system to help residents access job centers and health facilities located outside their immediate neighborhood. The City will continue to examine various sites in Pasadena for the development of parks, analyze ways to use public transit to allow residents of Northwest Pasadena to access other park facilities, and evaluate the fee structure to determine whether it is sufficient to fund the acquisition, development, and maintenance of parks.

Actions taken to reduce lead-based paint hazards. 91.220(k); 91.320(j)

The City's Public Health Department is aggressively working to prevent lead poisoning and to identify children who may already be affected. The Pasadena Childhood Lead Poisoning Prevention Program (PCLPPP) works with local health care providers to identify children who may be affected by lead poisoning. Public Health nurses provide blood lead screening for children six (6) years of age and under and any diagnosed cases of childhood lead poisoning are targeted for public health intervention. Support services for intervention provided through PCLPPP include case management by a Public Health Nurse and environmental testing for possible sources of lead in the child's environment by a registered Environmental Health Specialist. The program also provides community outreach, educational seminars and workshops on the dangers of lead-based paint, including preventative measures to avoid lead exposure and how to assess the risk of lead exposure.

In addition, the City annual funds a lead-paint stabilization project through CDBG. Risk

assessments are performed on the interior and exterior of households.

Actions taken to reduce the number of poverty-level families. 91.220(k); 91.320(j)

The Housing Department is looking to explore asset building programs targeted toward low-income areas. The City is also partnering with the Housing Rights Center to address issues of fair housing, provide credit counseling services, and 1st time homebuyer seminars.

Actions taken to develop institutional structure. 91.220(k); 91.320(j)

The City of Pasadena recently created the Homeless Project Committee, a partnership of ten city departments to alleviate quality of life issues in Pasadena directly related to homelessness by using a holistic and collaborative approach. City departments such as Police, Housing, Public Health, Library, Transportation, and Public Health have coordinated efforts and resources to more effectively and efficiently serve residents experiencing homelessness.

Actions taken to enhance coordination between public and private housing and social service agencies. 91.220(k); 91.320(j)

The Pasadena Partnership to End Homelessness meets semi-annually, with monthly working committee meetings, including the Housing Committee, Planning & Research Committee, Faith Community Committee, Healthcare Committee, and the Street Outreach Collaborative. The Partnership and the working committees each contain representatives from public and private agencies serving homeless and at-risk populations. Additionally, the CES holds a bi-weekly housing navigator meetings for each population (individuals, families, youth) at which staff from share resources and participate in case conferencing. This meeting includes staff from the Department of Veteran's Affairs, City of Pasadena, HIV/AIDS providers, and other local non-profits.

Identify actions taken to overcome the effects of any impediments identified in the jurisdictions analysis of impediments to fair housing choice. 91.520(a)

Recently the City create a process for residents to waive residential impact fees generated from building an accessory dwelling unit (ADU). Homeowners have three options to lease the ADU to a family member or a section 8 voucher holder or a low-income household for seven (7) years.

MONITORING (CR-40)

Describe the standards and procedures used to monitor activities carried out in furtherance of the plan and used to ensure long-term compliance with requirements of the programs involved, including minority business outreach and the comprehensive planning requirements

CDBG

The City seeks to monitor each of its CDBG sub-recipients annually to determine program compliance and progress. The goal of the monitoring is to help each sub-recipient to succeed in administering and utilizing its CDBG funds. All CDBG projects are reviewed by an In-Progress Monitoring (IPM) approach. On-site field monitoring visits are conducted through detailed review and analysis of a representative sampling of client files; and a review of supporting documentation to ensure compliance with City standards & HUD regulations. Desk-top reviews are conducted, which include analysis of data gathered through the *CDBG Tracking Log* related to the following areas: timely submission of quarterly reports; timely expenditure of funds; and compliance with contract provisions.

ESG

ESG Programs are monitored annually, either as a desk monitoring using HMIS and financial submittals data, or as an on-site monitoring. Each project is given an on-site monitoring at least once every two years and annually if there are findings in the prior program year.

ESG Program recipients who do not meet local and/or HUD performance targets and/or do not meet expectations and compliance of program and grant management of their program may be subject to having their projects reduced in whole or in part and may not be funded in future competitions.

HOME

The City monitors HOME activities as required by HUD in accordance with the agreement between the City and HOME funding recipient (the “Recipient”).

For construction or rehabilitation activities, the City monitors to ensure that Recipients adheres to the scope of work and schedule of performance.

For completed projects after first year of operation, recipients are required to submit annual program reports, financial statements, and certifications. Annual monitoring includes ensuring that the Recipients comply with the terms of their agreements, including compliance with beneficiary income and other eligibility requirements, and rent limits. Staff utilizes both “desk-monitoring” and on-site monitoring to assess project compliance over the duration of the HOME affordability period.

Citizen Participation Plan 91.105(d); 91.115(d)

Describe the efforts to provide citizens with reasonable notice and an opportunity to comment on performance reports.

Public Review and Comment Period

This draft version of the 2019-2020 CAPER was made available for public review and comment during a 15-day public notice period, as mandated by HUD. The public notice was published in the Pasadena Now newspaper. A printed copy of the draft CAPER was made available at the Housing Department, located at 649 N. Fair Oaks Ave., Suite 202, Pasadena, CA 91103. A digital copy was also made available for viewing and downloading on the Housing Department website: www.cityofpasadena.net/housing. The Final CAPER, in its complete form, will be posted to the website shortly after submission to HUD. Translators are provided at all public hearings upon request.

No public comments were received.

CDBG (CR-45)

Specify the nature of, and reasons for, any changes in the jurisdiction's program objectives and indications of how the jurisdiction would change its programs as a result of its experiences.

The City of Pasadena will amend 5-Year Con Plan goals to reflect modest and reasonable outcomes.

[BEDI grantees] Describe accomplishments and program outcomes during the last year.

The City does not receive BEDI grants.

HOME (CR-50)

Include the results of on-site inspections of affordable rental housing assisted under the program to determine compliance with housing codes and other applicable regulations.

Please list those projects that should have been inspected on-site this program year based upon the schedule in §92.504(d). Indicate which of these were inspected and a summary of issues that were detected during the inspection. For those that were not inspected, please indicate the reason and how you will remedy the situation.

Provide an assessment of the jurisdiction's affirmative marketing actions for HOME units. 92.351(b)

The City requires that the appropriate affirmative fair housing marketing policies are followed by recipients of HOME funds. Where HOME-assisted projects are located within a community which is comprised of a significant percentage of minority populations, the City requires developers of such projects to conduct affirmative, targeted marketing within these communities. This requirement is further supported by a City policy which gives preference to household applicants who live in Pasadena. These efforts have resulted in positive outcomes overall. Please refer to IDIS project completion reports, which evidence that a significant proportion of beneficiary households belong to minority and/or underserved populations. In addition, construction projects subsidized with HOME funds are subject to Section 3 regulations. Furthermore, developers of City-funded construction projects are required to comply with the City's local hiring ordinance.

Refer to IDIS reports to describe the amount and use of program income for projects, including the number of projects and owner and tenant characteristics

During Program Year 2019-2020, only HOME Entitlement funds and IU funds (no program income funds) were expended (disbursed) for projects under construction, which consisted of Decker Court (9 units for low income families), Gill Court (7 units for low income families), and the rehabilitation of two (2) single-family homes which are owner-occupied by low income families.

Describe other actions taken to foster and maintain affordable housing. 91.220(k) (STATES ONLY: Including the coordination of LIHTC with the development of affordable housing). 91.320(j)

- The City entered into a Disposition, Development and Loan Agreement with BRIDGE Housing for the development of the City-owned "Heritage Square South" site as a mixed-used project, with a residential component consisting of 70 units of

permanent supportive housing for homeless seniors.

- The City approved the business terms of development and loan agreement with The Salvation Army for the construction of the Hope Center, a 65-unit permanent supportive housing project for homeless individuals.
- The City approved the business terms of a rehabilitation and loan agreement with developer Affordable Housing Access for the renovation of La Villa Lake, a 114-unit apartment rental complex for operation as affordable, low income housing for seniors.
- The City acquired from Caltrans a single-family dwelling unit located on Waverly Drive, to be operated as rapid rehousing for women. An ADU will also be constructed on the property through a partnership with San Gabriel Valley Habitat for Humanity.

ESG (CR-60)

Recipient Information

Basic Grant Information

Recipient Name	PASADENA
Organizational DUNS Number	028900439
EIN/TIN Number	956000759
Identify the Field Office	LOS ANGELES
Identify CoC(s) in which the recipient or subrecipient(s) will provide ESG assistance	CA-607 Pasadena

ESG Contact Name

Prefix	Ms
First Name	Jennifer
Last Name	O'Reilly-Jones
Title	Project Coordinator

ESG Contact Address

Street Address 1	649 N. Fair Oaks Avenue
Street Address 2	Suite 202
City	Pasadena
State	CA
ZIP Code	91109-
Phone Number	
Email Address	

ESG Secondary Contact

Prefix	Mr
First Name	Randy
Last Name	Mabson
Title	Project Coordinator
Phone Number	626-744-8321
Email Address	rmabson@cityofpasadena.net

Reporting Period

Program Year Start Date	07/01/2019
--------------------------------	------------

ESG PERSONS ASSISTED (CR-65)

Number of Persons in Households	Total
Adults	19
Children	15
Don't Know/Refused/Other	0
Missing Information	0
Total	34

Table 15 – Household Information for Homeless Prevention Activities

Number of Persons in Households	Total
Adults	2
Children	0
Don't Know/Refused/Other	0
Missing Information	0
Total	2

Table 16 – Household Information for Rapid Re-Housing Activities

Number of Persons in Households	Total
Adults	283
Children	0
Don't Know/Refused/Other	0
Missing Information	0
Total	283

Table 17 – Shelter Information

Number of Persons in Households	Total
Adults	19
Children	0
Don't Know/Refused/Other	0
Missing Information	0
Total	19

Table 18 – Household Information for Street Outreach

Number of Persons in Households	Total
Adults	319
Children	15
Don't Know/Refused/Other	0
Missing Information	0
Total	334

Table 19 – Household Information for Persons Served with ESG

	Total
Male	221
Female	123
Transgender	0
Don't Know/Refused/Other	0
Missing Information	0
Total	334

Table 20 – Gender Information

	Total
Under 18	15
18-24	42
277	0
Don't Know/Refused/Other	0
Missing Information	0
Total	334

Table 21 – Age Information

Special Populations Served

Number of Persons in Households

Subpopulation	Total	Total Persons Served – Prevention	Total Persons Served – RRH	Total Persons Served in Emergency Shelters
Veterans	13	1	0	12
Victims of Domestic Violence	59	3	0	56
Elderly	50	3	0	47
HIV/AIDS	7	0	1	6
Chronically Homeless	93	0	1	92
Persons with Disabilities:				
Severely Mentally Ill	128	3	1	24
Chronic Substance Abuse	57	0	1	56
Other Disability	149	2	0	147
Total (unduplicated if possible)	328	34	2	292

Table 22 – Special Population Served

NARRATIVE

Pasadena continued outreaching to its most vulnerable populations this program year, resulting in a decrease in the chronically homeless population.

ESG ASSISTANCE PROVIDED & OUTCOMES (CR-70)

Shelter Utilization

Number of New Units – Rehabbed	0
Number of New Units – Conversion	0
Total Number of bed - nights available	0
Total Number of bed - nights provided	0
Capacity Utilization	0%

Table 23 – Shelter Capacity

Project Outcomes Data measured under the performance standards developed in consultation with the CoC(s)

The Consolidated Applicant for the Pasadena CoC, the City of Pasadena Housing Department, is also the responsible party for the Con Plan and the ESG/CDBG entitlement jurisdiction administrator. Staff responsible for CoC planning is also responsible for ESG planning and coordinates on an ongoing basis with CDBG staff to ensure that the Con Plan fully represents and addresses the needs of homeless individuals and families. Consolidated Plan goals are discussed and developed at the Pasadena CoC meetings. The City of Pasadena Housing Department, in consultation with homeless services and housing providers, established the Pasadena Partnership to End Homelessness, consisting of community and faith-based organizations, educational institutions, non-profit organizations, private industry, and federal, state, and local government. The Pasadena Partnership seeks to establish a network of service delivery to aid the people experiencing homelessness and those at-risk of homelessness through coordination of services and resources, collaboration, communication, and planning. The Partnership seeks to continually develop and implement performance standards to measure the effectiveness at targeting those who need the assistance most, reducing the number of people living on the streets or emergency shelters; shortening the time people spend homeless, and reducing each participant’s housing barriers or housing stability risks. In addition to measuring performance related to sheltering of the homeless, the Partnership also measures prevention, community integration, outreach, and income and support services.

ESG EXPENDITURES (CR-75)

ESG Expenditures for Homelessness Prevention

	Dollar Amount of Expenditures in Program Year		
	2017	2018	2019
Expenditures for Rental Assistance	13,092	\$11,695	\$0
Expenditures for Housing Relocation and Stabilization Services - Financial Assistance	\$3,000	\$0	\$0
Expenditures for Housing Relocation & Stabilization Services - Services	\$13,500	\$13,500	\$0
Expenditures for Homeless Prevention under Emergency Shelter Grants Program	\$0	\$0	\$0
Subtotal Homelessness Prevention	\$29,592	\$25,195	\$0

Table 24 – ESG Expenditures for Homelessness Prevention

ESG Expenditures for Rapid Re-Housing

	Dollar Amount of Expenditures in Program Year		
	2017	2018	2019
Expenditures for Rental Assistance	\$26,886	\$15,365	\$0
Expenditures for Housing Relocation and Stabilization Services - Financial Assistance	\$0	\$0	\$0
Expenditures for Housing Relocation & Stabilization Services - Services	\$23,114	\$26,060	\$0
Expenditures for Homeless Assistance under Emergency Shelter Grants Program	\$0	\$0	\$0
Subtotal Rapid Re-Housing	\$50,000	\$41,425	\$0

Table 25 – ESG Expenditures for Rapid Re-Housing

ESG Expenditures for Emergency Shelter

	Dollar Amount of Expenditures in Program Year		
	2017	2018	2019
Essential Services	\$26,060	\$26,041	\$0
Operations	\$0	\$0	\$0
Renovation	\$0	\$0	\$0
Major Rehab	\$0	\$0	\$0
Conversion	\$0	\$0	\$0
Subtotal	\$26,060	\$26,041	\$0

Table 26 – ESG Expenditures for Emergency Shelter

Other Grant Expenditures

	Dollar Amount of Expenditures in Program Year		
	2017	2018	2019
Street Outreach	\$40,800	\$53,300	\$0
HMIS	\$2,400	\$0	\$0
Administration	\$12,069	\$11,234	\$0

Table 27 - Other Grant Expenditures

Total ESG Grant Funds

Total ESG Funds Expended	2017	2018	2019
	\$160,921	\$143,864	\$0

Table 28 - Total ESG Funds Expended

Match Source

	2017	2018	2019
Other Non-ESG HUD Funds	\$0	\$0	\$0
Other Federal Funds	\$0	\$0	\$0
State Government	\$0	\$0	\$0
Local Government	\$11,234	\$11,234	\$0
Private Funds	\$133,117	\$133,117	\$0
Other	\$0	\$0	\$0
Fees	\$0	\$0	\$0
Program Income	\$0	\$0	\$0
Total Match Amount	\$144,351	\$144,351	\$0

Table 29 - Other Funds Expended on Eligible ESG Activities

Total

Total Amount of Funds Expended on ESG Activities	2017	2018	2019
	\$305,272	\$288,215	\$0

Table 30 - Total Amount of Funds Expended on ESG Activities

ATTACHMENT A

**PUBLIC NOTICE BY THE CITY
OF PASADENA
OF A SCHEDULED PUBLIC
HEARING BY THE CITY
COUNCIL RELATING TO THE
2019-2020 CONSOLIDATED
ANNUAL PERFORMANCE
AND EVALUATION REPORT
(CAPER) FOR THE COMMUNITY
DEVELOPMENT BLOCK GRANT
PROGRAM, EMERGENCY
SOLUTIONS GRANT PROGRAM,
AND THE HOME INVESTMENT
PARTNERSHIPS PROGRAM**

The City of Pasadena announces that a draft copy of the Consolidated Annual Performance and Evaluation Report (CAPER) for Program Year (PY) 2019-2020, as required by the United States Department of Housing and Urban Development (HUD), will be available for public review and comment commencing on December 10, 2020 and continuing through December 14, 2020. This action if approved is exempt from the California Environmental Quality Act (CEQA) pursuant to State CEQA Guidelines per Section 15061(b)(3).

The CAPER assesses the City's progress in carrying out the final year (July 1, 2019 – June 30, 2020) of the Strategic Plan which is described in the 5-Year (2015-2019) Consolidated Plan, regarding federal entitlement funding from the Community Development Block Grant (CDBG) Program, the Emergency Solutions Grants (ESG) Program, and the Home Investment Partnerships (HOME) Program.

The Pasadena City Council and Housing Department are vitally interested in improving and increasing communication with Pasadena citizens in the area of housing, community development, and economic development. The PY19-20 CAPER (draft) is available for a public review starting on the Housing Department website at: <https://www.cityofpasadena.net/housing/cdbg/#cdbg-plans>. Citizens wishing to submit written comments during the public review and comment period may mail them, postmarked no later than December 14, 2020, to the following:

City of Pasadena - Housing Department
Attention: Randy Mabson, Program Coordinator
649 N. Fair Oaks Blvd. #202
Pasadena, CA 91109

The public hearing will be held at the following location and time:

City Council - Public Hearing
Monday, December 14, 2020 at 2:30 p.m.
Pasadena City Hall – City Council Chambers
100 N. Garfield Avenue
Pasadena, CA 91109

PLEASE TAKE NOTICE THAT THIS MEETING WILL TAKE PLACE AT A MEETING HELD PURSUANT TO GOVERNOR GAVIN NEWSOM'S EXECUTIVE ORDER N-29-20 SOLELY BY ELECTRONIC MEANS.

All interested persons are invited to participate electronically by submitting comments to publiccomment@cityofpasadena.net prior to the start of the City Council meeting. Or during the meeting and prior to the close of the public hearing, members of the public may submit up to 200 words to be read aloud, if so desired, at the following webpage: www.cityofpasadena.net/city-clerk/public-comment

Steve Mermell, City Manager
P.O. Box 7115
Pasadena, CA 91109

Published: December 10, 2020
Pasadena Journal

ATTACHMENT B



PASADENA, CA
 2019

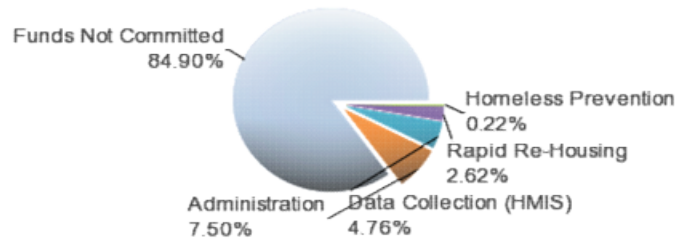
ESG Program Level Summary

Grant Number	Total Grant Amount	Total Funds Committed	Available to Commit	% of Grant Funds Not Committed	Grant Funds Drawn	% of Grant Funds Drawn	Available to Draw	% Remaining to Draw
E19MC060525	\$168,431.00	\$25,431.44	\$142,999.56	84.90%	\$22,409.18	13.30%	\$146,021.82	86.70%

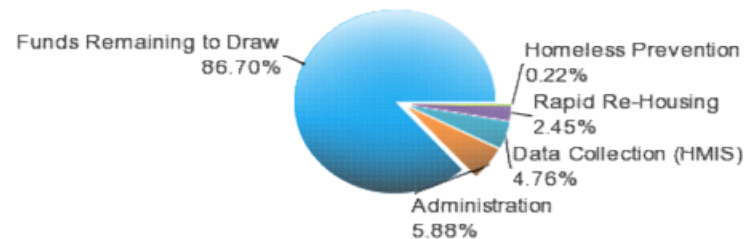
ESG Program Components

Activity Type	Total Committed to Activities	% of Grant Committed	Drawn Amount	% of Grant Drawn
Street Outreach	\$0.00	0.00%	\$0.00	0.00%
Shelter	\$0.00	0.00%	\$0.00	0.00%
Homeless Prevention	\$362.49	0.22%	\$362.49	0.22%
Rapid Re-Housing	\$4,417.05	2.62%	\$4,122.86	2.45%
Data Collection (HMIS)	\$8,019.90	4.76%	\$8,019.90	4.76%
Administration	\$12,632.00	7.50%	\$9,903.93	5.88%
Funds Not Committed	\$142,999.56	84.90%	\$0.00	0.00%
Funds Remaining to Draw	\$0.00	0.00%	\$146,021.82	86.70%
Total	\$168,431.00	100.00%	\$168,431.00	100.00%

Funds Committed



Funds Drawn



- Street Outreach
- Shelter
- Homeless Prevention
- Rapid Re-Housing
- Data Collection (HMIS)
- Administration
- Funds Not Committed
- Funds Remaining to Draw

- Street Outreach
- Shelter
- Homeless Prevention
- Rapid Re-Housing
- Data Collection (HMIS)
- Administration
- Funds Not Committed
- Funds Remaining to Draw

24-Month Grant Expenditure Deadline

All of the recipient's grant must be expended for eligible activity costs within 24 months after the date HUD signs the grant agreement with the recipient. Expenditure means either an actual cash disbursement for a direct charge for a good or service or an indirect cost or the accrual of a direct charge for a good or service or an indirect cost. This report uses draws in IDIS to measure expenditures. HUD allocated Fiscal Year 2011 ESG funds in two allocations. For FY2011, this Obligation Date is the date of the first allocation. This report does not list the Obligation Date, does not calculate the Expenditure Deadline, and does not track the Days Remaining for the FY 2011 second allocation.

Grant Amount: \$168,431.00

Grant Number	Draws to Date	HUD Obligation Date	Expenditure Deadline	Days Remaining to Meet Requirement Date	Expenditures Required
E19MC060525	\$22,409.18	07/02/2019	07/02/2021	220	\$146,021.82

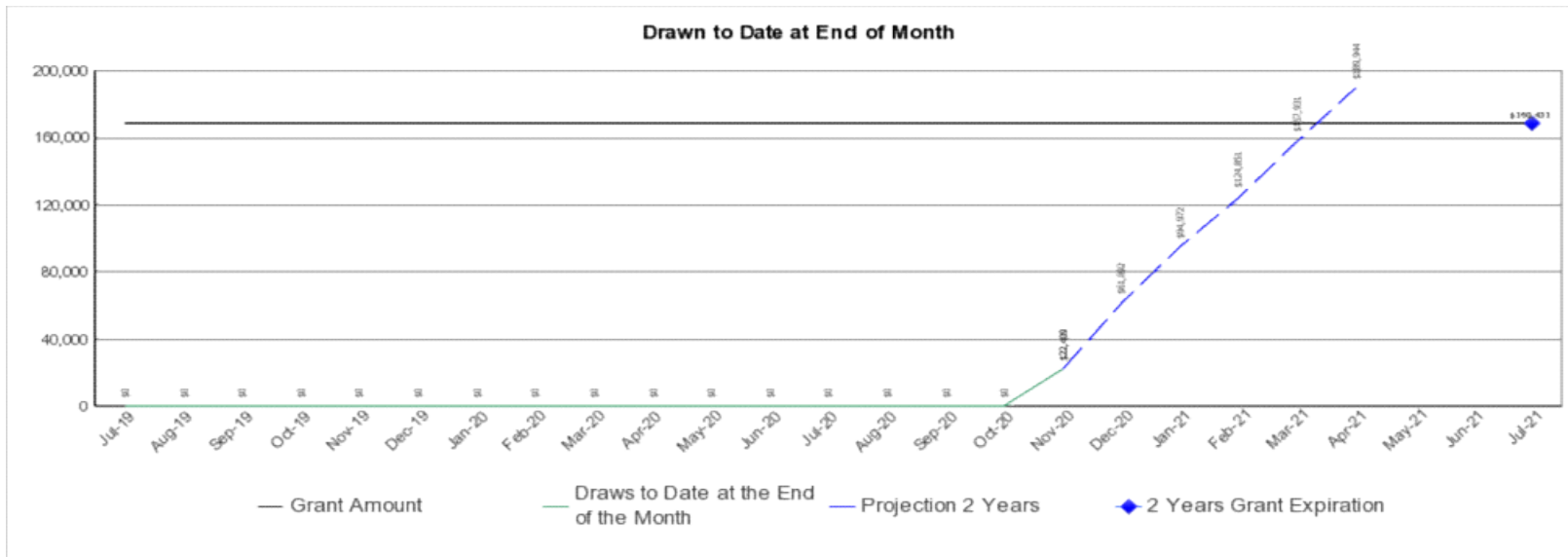
60% Cap on Emergency Shelter and Street Outreach

The cap refers to the total amount of the recipient's fiscal year grant, allowed for emergency shelter and street outreach activities, is capped at 60 percent. This amount cannot exceed the greater of: (1) 60% of the overall grant for the year; or, (2) the amount of Fiscal Year 2010 ESG funds committed for homeless assistance activities. (Note: the HESG-CV grants are currently exempt from the 60% funding cap restrictions.)

Shelter	Outreach	Shelter and Street Outreach	Street Outreach	Homeless Assistance	Street Outreach	Street Outreach
\$0.00	\$0.00	\$0.00	0.00%	\$98,459.00	\$0.00	0.00%

ESG Draws By Month (at the total grant level):

Grant Amount: 168,431.00



ESG Draws By Quarter (at the total grant level):

Quarter End Date	Quarter	the End of the	Quarter	at End of Quarter
09/30/2019	\$0.00	\$0.00	0.00%	0.00%
12/31/2019	\$0.00	\$0.00	0.00%	0.00%
03/31/2020	\$0.00	\$0.00	0.00%	0.00%
06/30/2020	\$0.00	\$0.00	0.00%	0.00%
09/30/2020	\$0.00	\$0.00	0.00%	0.00%
12/31/2020	\$22,409.18	\$22,409.18	13.30%	13.30%

ESG Subrecipient Commitments and Draws by Activity Category :

Subrecipient	Activity Type	Committed	Drawn
PASADENA	Homeless Prevention	\$362.49	\$362.49
	Data Collection (HMIS)	\$8,019.90	\$8,019.90
	Administration	\$12,632.00	\$9,903.93
	Total	\$21,014.39	\$18,286.32
	Total Remaining to be Drawn	\$0.00	\$2,728.07
	Percentage Remaining to be Drawn	\$0.00	12.98%
FOOTHILL UNITY CENTER	Rapid Re-Housing	\$4,417.05	\$4,122.86
	Total	\$4,417.05	\$4,122.86
	Total Remaining to be Drawn	\$0.00	\$294.19
	Percentage Remaining to be Drawn	\$0.00	6.66%

ESG Subrecipients by Activity Category

Activity Type	Subrecipient
Homeless Prevention	PASADENA
Rapid Re-Housing	FOOTHILL UNITY CENTER
Data Collection (HMIS)	PASADENA
Administration	PASADENA

City of Pasadena
ESG Federal Grant Expenditure Drawdown Summary
FY 2020 Final

	Program Name	Agency	Project	Program	Expenditure Drawdown Amount	Drawn with Other Years' Funding	Drawn with PY2019 Funding
1	ESG Administration (in house) 7.5% CAP	COP	50879	ESG	\$ 9,903.93	\$ -	9,903.93
2	ESG HMIS Management (in-house)	COP	50880	ESG	8,019.90	-	8,019.90
3	Friends in Deed: homeless prevention	Friends in Deed	50881	ESG	19,757.49	19,395.00	362.49
4	Friends in Deed: bad weather shelter	Friends in Deed	50882	ESG	25,000.00	25,000.00	-
5	Hathaway-Sycamore: TAY Emergency Shelter	Hathaway-Sycamore	50884	ESG	47,819.07	47,819.07	-
6	Housing Works: Mobile Integrated Service Team	Housing Works	50885	ESG	18,273.24	18,273.24	-
7	Foothill Unity Center: Re-Housing	Foothill Unity Center	50886	ESG	5,726.27	1,603.41	4,122.86
8	ESG-CV Shelter	COP	50888	ESG	272,013.86	272,013.86	-
9	ESG-CV Administration	COP	50893	ESG	2,453.69	2,453.69	-
Total					\$ 408,967.45	\$ 386,558.27	\$ 22,409.18
<i>match to PR91</i>							

ATTACHMENT C



PART I: SUMMARY OF CDBG RESOURCES

01 UNEXPENDED CDBG FUNDS AT END OF PREVIOUS PROGRAM YEAR	7,705,458.86
02 ENTITLEMENT GRANT	2,007,538.00
03 SURPLUS URBAN RENEWAL	0.00
04 SECTION 108 GUARANTEED LOAN FUNDS	0.00
05 CURRENT YEAR PROGRAM INCOME	224,820.34
05a CURRENT YEAR SECTION 108 PROGRAM INCOME (FOR SI TYPE)	488.25
06 FUNDS RETURNED TO THE LINE-OF-CREDIT	4,748.49
06a FUNDS RETURNED TO THE LOCAL CDBG ACCOUNT	0.00
07 ADJUSTMENT TO COMPUTE TOTAL AVAILABLE	(4,133.82)
08 TOTAL AVAILABLE (SUM, LINES 01-07)	9,938,920.12

PART II: SUMMARY OF CDBG EXPENDITURES

09 DISBURSEMENTS OTHER THAN SECTION 108 REPAYMENTS AND PLANNING/ADMINISTRATION	841,445.66
10 ADJUSTMENT TO COMPUTE TOTAL AMOUNT SUBJECT TO LOW/MOD BENEFIT	90,993.96
11 AMOUNT SUBJECT TO LOW/MOD BENEFIT (LINE 09 + LINE 10)	932,439.62
12 DISBURSED IN IDIS FOR PLANNING/ADMINISTRATION	376,962.58
13 DISBURSED IN IDIS FOR SECTION 108 REPAYMENTS	423,174.82
14 ADJUSTMENT TO COMPUTE TOTAL EXPENDITURES	0.00
15 TOTAL EXPENDITURES (SUM, LINES 11-14)	1,732,577.02
16 UNEXPENDED BALANCE (LINE 08 - LINE 15)	8,206,343.10

PART III: LOWMOD BENEFIT THIS REPORTING PERIOD

17 EXPENDED FOR LOW/MOD HOUSING IN SPECIAL AREAS	0.00
18 EXPENDED FOR LOW/MOD MULTI-UNIT HOUSING	0.00
19 DISBURSED FOR OTHER LOW/MOD ACTIVITIES	841,445.66
20 ADJUSTMENT TO COMPUTE TOTAL LOW/MOD CREDIT	0.00
21 TOTAL LOW/MOD CREDIT (SUM, LINES 17-20)	841,445.66
22 PERCENT LOW/MOD CREDIT (LINE 21/LINE 11)	90.24%

LOW/MOD BENEFIT FOR MULTI-YEAR CERTIFICATIONS

23 PROGRAM YEARS(PY) COVERED IN CERTIFICATION	PY: 2019 PY: PY:
24 CUMULATIVE NET EXPENDITURES SUBJECT TO LOW/MOD BENEFIT CALCULATION	0.00
25 CUMULATIVE EXPENDITURES BENEFITING LOW/MOD PERSONS	0.00
26 PERCENT BENEFIT TO LOW/MOD PERSONS (LINE 25/LINE 24)	0.00%

PART IV: PUBLIC SERVICE (PS) CAP CALCULATIONS

27 DISBURSED IN IDIS FOR PUBLIC SERVICES	178,427.49
28 PS UNLIQUIDATED OBLIGATIONS AT END OF CURRENT PROGRAM YEAR	0.00
29 PS UNLIQUIDATED OBLIGATIONS AT END OF PREVIOUS PROGRAM YEAR	0.00
30 ADJUSTMENT TO COMPUTE TOTAL PS OBLIGATIONS	0.00
31 TOTAL PS OBLIGATIONS (LINE 27 + LINE 28 - LINE 29 + LINE 30)	178,427.49
32 ENTITLEMENT GRANT	2,007,538.00
33 PRIOR YEAR PROGRAM INCOME	333,000.04
34 ADJUSTMENT TO COMPUTE TOTAL SUBJECT TO PS CAP	0.00
35 TOTAL SUBJECT TO PS CAP (SUM, LINES 32-34)	2,340,538.04
36 PERCENT FUNDS OBLIGATED FOR PS ACTIVITIES (LINE 31/LINE 35)	7.62%

PART V: PLANNING AND ADMINISTRATION (PA) CAP

37 DISBURSED IN IDIS FOR PLANNING/ADMINISTRATION	376,962.58
38 PA UNLIQUIDATED OBLIGATIONS AT END OF CURRENT PROGRAM YEAR	0.00
39 PA UNLIQUIDATED OBLIGATIONS AT END OF PREVIOUS PROGRAM YEAR	0.00
40 ADJUSTMENT TO COMPUTE TOTAL PA OBLIGATIONS	0.00
41 TOTAL PA OBLIGATIONS (LINE 37 + LINE 38 - LINE 39 +LINE 40)	376,962.58
42 ENTITLEMENT GRANT	2,007,538.00
43 CURRENT YEAR PROGRAM INCOME	225,308.59
44 ADJUSTMENT TO COMPUTE TOTAL SUBJECT TO PA CAP	0.00
45 TOTAL SUBJECT TO PA CAP (SUM, LINES 42-44)	2,232,846.59
46 PERCENT FUNDS OBLIGATED FOR PA ACTIVITIES (LINE 41/LINE 45)	16.88%

LINE 17 DETAIL: ACTIVITIES TO CONSIDER IN DETERMINING THE AMOUNT TO ENTER ON LINE 17

Report returned no data.

LINE 18 DETAIL: ACTIVITIES TO CONSIDER IN DETERMINING THE AMOUNT TO ENTER ON LINE 18

Report returned no data.

LINE 19 DETAIL: ACTIVITIES INCLUDED IN THE COMPUTATION OF LINE 19

Plan Year	IDIS Project	IDIS Activity	Voucher Number	Activity Name	Matrix Code	National Objective	Drawn Amount
2014	12	1338	6372377	Solar Capital Improvement	03C	LMC	(\$4,748.49)
					03C	Matrix Code	(\$4,748.49)
2017	27	1451	6349381	1015 Lake Building Improvements (Housing Dept)	03E	LMC	\$8,090.00
2017	27	1451	6381197	1015 Lake Building Improvements (Housing Dept)	03E	LMC	\$63,818.00
2017	27	1451	6403502	1015 Lake Building Improvements (Housing Dept)	03E	LMC	\$4,601.85
					03E	Matrix Code	\$76,509.85
2017	2	1420	6321890	Vina Vieja Park WiFi	03F	LMA	\$10,102.32
2017	2	1421	6321890	Washington Park WiFi	03F	LMA	\$8,080.29
2017	2	1471	6404400	Park Public WiFi (Robinson Park)	03F	LMA	\$18,068.40
					03F	Matrix Code	\$36,251.01
2018	9	1459	6321890	NW Sidewalk Improvements Phase II	03L	LMA	\$31,216.47
2018	9	1459	6328439	NW Sidewalk Improvements Phase II	03L	LMA	\$11,352.77
2018	9	1459	6348035	NW Sidewalk Improvements Phase II	03L	LMA	\$43,548.59
2018	9	1459	6401570	NW Sidewalk Improvements Phase II	03L	LMA	\$113,438.08
2018	9	1459	6403502	NW Sidewalk Improvements Phase II	03L	LMA	\$96,615.18
					03L	Matrix Code	\$296,171.09
2019	8	1467	6381197	Fire Station 33 - Emergency Equipment	03O	LMA	\$7,586.13
2019	8	1467	6401570	Fire Station 33 - Emergency Equipment	03O	LMA	\$33,963.83
2019	8	1468	6381197	Fire Station 36 - Emergency Equipment	03O	LMA	\$7,586.12
2019	8	1468	6401570	Fire Station 36 - Emergency Equipment	03O	LMA	\$33,963.85
					03O	Matrix Code	\$83,099.93
2018	3	1463	6329154	Student & Family Affairs	05D	LMC	\$6,027.90
2018	3	1463	6343689	Student & Family Affairs	05D	LMC	\$23,071.32
2018	3	1463	6375494	Student & Family Affairs	05D	LMC	\$39,649.85
2018	3	1463	6401570	Student & Family Affairs	05D	LMC	\$18,357.65
2018	3	1463	6403502	Student & Family Affairs	05D	LMC	\$6,499.31
2019	6	1464	6329154	Youth of Promise	05D	LMC	\$4,664.33
2019	6	1464	6343689	Youth of Promise	05D	LMC	\$19,277.40
2019	6	1464	6375494	Youth of Promise	05D	LMC	\$22,006.34
2019	6	1464	6401570	Youth of Promise	05D	LMC	\$22,467.96
2019	6	1464	6403502	Youth of Promise	05D	LMC	\$16,405.43
					05D	Matrix Code	\$178,427.49
2019	7	1465	6352770	Pasadena Single-Family Residential Rehabilitation Program	14A	LMH	\$50,836.37
2019	7	1465	6375494	Pasadena Single-Family Residential Rehabilitation Program	14A	LMH	\$23,140.37
2019	7	1465	6381197	Pasadena Single-Family Residential Rehabilitation Program	14A	LMH	\$9,117.19
2019	7	1465	6401570	Pasadena Single-Family Residential Rehabilitation Program	14A	LMH	\$64,656.31
2019	7	1465	6403502	Pasadena Single-Family Residential Rehabilitation Program	14A	LMH	\$27,984.54
					14A	Matrix Code	\$175,734.78
Total							\$841,445.66

LINE 27 DETAIL: ACTIVITIES INCLUDED IN THE COMPUTATION OF LINE 27

Plan Year	IDIS Project	IDIS Activity	Voucher Number	Activity Name	Matrix Code	National Objective	Drawn Amount
2018	3	1463	6329154	Student & Family Affairs	05D	LMC	\$6,027.90
2018	3	1463	6343689	Student & Family Affairs	05D	LMC	\$23,071.32
2018	3	1463	6375494	Student & Family Affairs	05D	LMC	\$39,649.85
2018	3	1463	6401570	Student & Family Affairs	05D	LMC	\$18,357.65
2018	3	1463	6403502	Student & Family Affairs	05D	LMC	\$6,499.31
2019	6	1464	6329154	Youth of Promise	05D	LMC	\$4,664.33
2019	6	1464	6343689	Youth of Promise	05D	LMC	\$19,277.40
2019	6	1464	6375494	Youth of Promise	05D	LMC	\$22,006.34
2019	6	1464	6401570	Youth of Promise	05D	LMC	\$22,467.96
2019	6	1464	6403502	Youth of Promise	05D	LMC	\$16,405.43
					05D	Matrix Code	\$178,427.49
Total							\$178,427.49

LINE 37 DETAIL: ACTIVITIES INCLUDED IN THE COMPUTATION OF LINE 37

Plan Year	IDIS Project	IDIS Activity	Voucher Number	Activity Name	Matrix Code	National Objective	Drawn Amount
2019	1	1466	6349381	CDBG Program Administration	21A		\$127,600.90
2019	1	1466	6353569	CDBG Program Administration	21A		\$57,372.80
2019	1	1466	6381197	CDBG Program Administration	21A		\$90,112.35
2019	1	1466	6401570	CDBG Program Administration	21A		\$69,347.23
2019	1	1466	6404400	CDBG Program Administration	21A		\$32,529.30
					21A	Matrix Code	\$376,962.58
Total							\$376,962.58



PART I: SUMMARY OF CDBG-CV RESOURCES

01 CDBG-CV GRANT	1,232,562.00
02 FUNDS RETURNED TO THE LINE-OF-CREDIT	0.00
03 FUNDS RETURNED TO THE LOCAL CDBG ACCOUNT	0.00
04 TOTAL AVAILABLE (SUM, LINES 01-03)	1,232,562.00

PART II: SUMMARY OF CDBG-CV EXPENDITURES

05 DISBURSEMENTS OTHER THAN SECTION 108 REPAYMENTS AND PLANNING/ADMINISTRATION	0.00
06 DISBURSED IN IDIS FOR PLANNING/ADMINISTRATION	9,404.44
07 DISBURSED IN IDIS FOR SECTION 108 REPAYMENTS	0.00
08 TOTAL EXPENDITURES (SUM, LINES 05 - 07)	9,404.44
09 UNEXPENDED BALANCE (LINE 04 - LINE8)	1,223,157.56

PART III: LOWMOD BENEFIT FOR THE CDBG-CV GRANT

10 EXPENDED FOR LOW/MOD HOUSING IN SPECIAL AREAS	0.00
11 EXPENDED FOR LOW/MOD MULTI-UNIT HOUSING	0.00
12 DISBURSED FOR OTHER LOW/MOD ACTIVITIES	0.00
13 TOTAL LOW/MOD CREDIT (SUM, LINES 10 - 12)	0.00
14 AMOUNT SUBJECT TO LOW/MOD BENEFIT (LINE 05)	0.00
15 PERCENT LOW/MOD CREDIT (LINE 13/LINE 14)	0.00%

PART IV: PUBLIC SERVICE (PS) CALCULATIONS

16 DISBURSED IN IDIS FOR PUBLIC SERVICES	0.00
17 CDBG-CV GRANT	1,232,562.00
18 PERCENT OF FUNDS DISBURSED FOR PS ACTIVITIES (LINE 16/LINE 17)	0.00%

PART V: PLANNING AND ADMINISTRATION (PA) CAP

19 DISBURSED IN IDIS FOR PLANNING/ADMINISTRATION	9,404.44
20 CDBG-CV GRANT	1,232,562.00
21 PERCENT OF FUNDS DISBURSED FOR PA ACTIVITIES (LINE 19/LINE 20)	0.76%

LINE 10 DETAIL: ACTIVITIES TO CONSIDER IN DETERMINING THE AMOUNT TO ENTER ON LINE 10

Report returned no data.

LINE 11 DETAIL: ACTIVITIES TO CONSIDER IN DETERMINING THE AMOUNT TO ENTER ON LINE 11

Report returned no data.

LINE 12 DETAIL: ACTIVITIES INCLUDED IN THE COMPUTATION OF LINE 12

Report returned no data.

LINE 16 DETAIL: ACTIVITIES INCLUDED IN THE COMPUTATION OF LINE 16

Report returned no data.

LINE 19 DETAIL: ACTIVITIES INCLUDED IN THE COMPUTATION OF LINE 19

Plan Year	IDIS Project	IDIS Activity	Voucher Number	Activity Name	Matrix Code	National Objective	Drawn Amount
2019	18	1477	6403502	CDBG-CV Administration	21A		\$4,542.27
			6404400	CDBG-CV Administration	21A		\$4,862.17
Total							\$9,404.44

City of Pasadena									
CDBG Report of Expenditures by Project									
FY 2020 as of 9/30/2020									
Agency	Program	IDIS ACTIVITY NUMBER	CITY Project Number	IDIS Program Year	Available IDIS Funding	Total FY 2020 YTD Expense	Balance: Obligation less Total Exp	IDIS DD TO DATE	CURRENT IDIS DD
Community Development Block Grant - Community Development Fund									
Planning and Administration									
City of Pasadena-Housing Dept	CDBG Program Administration	1466	50874	2019	376,962.58	376,962.58	0.00	376,962.58	0.00
City of Pasadena-Housing Dept	CDBG-CV Administration	1477	50887	2019	125,000.00	9,404.44	115,595.56	9,404.44	0.00
City of Pasadena-Housing Dept	Emergency Rental Assistance Program	1478	50904	2019	1,107,562.00	0.00	1,107,562.00	0.00	0.00
Total Planning & Administration					1,609,524.58	386,367.02	1,223,157.56	386,367.02	0.00
Housing Rehabilitation									
City of Pas (Planning & Develop)	Pasadena Single-Family Residential Rehabilitation (PSFRR)	1465	50877	2019	175,734.78	175,734.78	0.00	175,734.78	0.00
Total Housing Rehabilitation					175,734.78	175,734.78	0.00	175,734.78	0.00
Economic Development									
City of Pas (City Manager Office)	Section 108 loan repayment	1416	50935	2015	423,174.82	423,174.82	0.00	423,174.82	0.00
Total Economic Development					423,174.82	423,174.82	0.00	423,174.82	0.00
Public Services									
Flintrdge Center	Youth Promise Program	1464	50876	2019	84,821.46	84,821.46	0.00	84,821.46	0.00
PUSD	Student & Family Affairs	1463	50876	2018	93,606.03	93,606.03	0.00	93,606.03	0.00
Total Public Services					178,427.49	178,427.49	0.00	178,427.49	0.00
Public Facilities & Infrastructure Improvements (City Set-Aside)									
Fire Department	Emergency	Fire Station 33	1467	50878	2019	41,549.96	41,549.96	0.00	41,549.96
	Equipment	Fire Station 36	1468	50878	2019	41,549.97	41,549.97	0.00	41,549.97
Housing Department	Enterpreneurial Training		1458	50863	2018	73,933.04	36,180.24	37,752.80	36,180.24
Housing & Career Srv	1015 Lake Building Improvements (Housing Dept)		1451	51701	2017	599,393.07	76,509.85	522,883.22	76,509.85
Public Works Department	Sidewalk Improvement NW Sidewalk (Phase II)		1459	50864	2018	350,984.81	350,984.81	0.00	350,984.81
Total Public Facilities & Infrastructure Improvements (City Set-Aside)					1,107,410.85	546,774.83	560,636.02	546,774.83	0.00
Total CDBG 43rd Program Year Funded Projects					3,494,272.52	1,710,478.94	1,783,793.58	1,710,478.94	0.00
Prior Program year Planning & Admin/Public Facilities/Capital Improvement/Acquisition:									
Door of Hope	Solar and Evergy Efficiency	Solar Capital Improvement	1338	50772	2014	NA	(4,748.49)	NA	NA
Phase 2 DoIT Public Park Wi-Fi	Fair Oaks	Vina Vieja Park	1420	50858	2017	10,102.32	10,102.32	0.00	10,102.32
Public Wifi	Behavioral Health	Washington Park	1421	50858	2017	8,080.29	8,080.29	0.00	8,080.29
	Robinson Park	Robinson Park	1471	50889	2017	18,068.40	18,068.40	0.00	18,068.40
Total CDBG Carry Forward (Open) Projects					36,251.01	31,502.52	0.00	36,251.01	0.00
Total Expenditures					3,530,523.53	1,741,981.46	1,783,793.58	1,746,729.95	0.00
						Exp. Breakdown			
						CDBG	1,732,577.02		
						CDBG-CV	9,404.44		
						Total Exp.	1,741,981.46		

ATTACHMENT D



U.S. Department of Housing and Urban Development
 Office of Community Planning and Development
 Integrated Disbursement and Information System
 CDBG Activity Summary Report (GPR) for Program Year 2019
 PASADENA

Date: 04-Dec-2020
 Time: 9:47
 Page: 3

PGM Year: 2014
Project: 0012 - Door of Hope
IDIS Activity: 1338 - Solar Capital Improvement

Status: Completed 6/30/2015 12:00:00 AM
Location: 669 N Los Robles Ave Pasadena, CA 91101-1026

Objective: Create suitable living environments
Outcome: Availability/accessibility
Matrix Code: Homeless Facilities (not operating costs) (03C)

National Objective: LMC

Initial Funding Date: 12/15/2014

Description:

This project will install solar panels at the Door of Hope public facility located at 669 N. Los Robles Ave. CDBG funds will be used for non-personnel (construction) costs.

Financing

	Fund Type	Grant Year	Grant	Funded Amount	Drawn In Program Year	Drawn Thru Program Year
CDBG	EN	Pre-2015		\$43,862.66	\$0.00	\$0.00
		2013	B13MC060525		\$0.00	\$48,611.15
		2014	B14MC060525		(\$4,748.49)	(\$4,748.49)
Total	Total			\$43,862.66	(\$4,748.49)	\$43,862.66

Proposed Accomplishments

Public Facilities : 1

Actual Accomplishments

Number assisted:

	Owner		Renter		Total		Person	
	Total	Hispanic	Total	Hispanic	Total	Hispanic	Total	Hispanic
White:	0	0	0	0	0	0	12	0
Black/African American:	0	0	0	0	0	0	3	0
Asian:	0	0	0	0	0	0	0	0
American Indian/Alaskan Native:	0	0	0	0	0	0	0	0
Native Hawaiian/Other Pacific Islander:	0	0	0	0	0	0	0	0
American Indian/Alaskan Native & White:	0	0	0	0	0	0	0	0
Asian White:	0	0	0	0	0	0	0	0
Black/African American & White:	0	0	0	0	0	0	0	0
American Indian/Alaskan Native & Black/African American:	0	0	0	0	0	0	0	0
Other multi-racial:	0	0	0	0	0	0	0	0
Asian/Pacific Islander:	0	0	0	0	0	0	0	0
Hispanic:	0	0	0	0	0	0	0	0



U.S. Department of Housing and Urban Development
 Office of Community Planning and Development
 Integrated Disbursement and Information System
 CDBG Activity Summary Report (GPR) for Program Year 2019
 PASADENA

Date: 04-Dec-2020
 Time: 9:47
 Page: 4

Total: 0 0 0 0 0 0 15 0

Female-headed Households: 0 0 0 0

Income Category:

	Owner	Renter	Total	Person
Extremely Low	0	0	0	12
Low Mod	0	0	0	2
Moderate	0	0	0	1
Non Low Moderate	0	0	0	0
Total	0	0	0	15
Percent Low/Mod	100.0%			

Annual Accomplishments

Years	Accomplishment Narrative	# Benefitting
2015	Door of Hope successfully completed this energy efficiency solar panel project at our 669 N. Los Robles Ave. Accomplishments include predevelopment work, going out to bid, selecting the lowest responsible bidder, contractor meeting, contracts, construction -renovation and repair of carport infrastructure, panel installation, new power panels and wiring, inspections, approvals, and turning the switch to start generating power. The completion of the project is a significant energy efficiency for Door of Hope and greatly appreciated.	



U.S. Department of Housing and Urban Development
 Office of Community Planning and Development
 Integrated Disbursement and Information System
 CDBG Activity Summary Report (GPR) for Program Year 2019
 PASADENA

Date: 04-Dec-2020
 Time: 9:47
 Page: 5

PGM Year: 2015
Project: 0025 - Section 108 Loan Repayment for Robinson Park Recreation Center
IDIS Activity: 1416 - Section 108 Repayment

Status: Completed 7/30/2020 12:00:00 AM
Location: ,
Objective:
Outcome:
Matrix Code: Planned Repayment of Section 108 Loan Principal (19F)
National Objective:

Initial Funding Date: 12/19/2017

Description:
 This project will be used to repay the \$6 million section 108 loan utilized for construction of the Robinson Park Recreation Center.

Financing

	Fund Type	Grant Year	Grant	Funded Amount	Drawn In Program Year	Drawn Thru Program Year
CDBG	EN	2015	B15MC060525	\$6,119.70	\$0.00	\$6,119.70
		2016	B16MC060525	\$284,673.34	\$0.00	\$284,673.34
		2017	B17MC060525	\$341,334.42	\$2,900.00	\$341,334.42
		2018	B18MC060525	\$64,884.52	\$334.58	\$64,884.52
		2019	B19MC060525	\$419,451.99	\$419,451.99	\$419,451.99
	SI			\$151,667.96	\$2,441.25	\$758,339.80
Total	Total			\$1,268,131.93	\$425,127.82	\$1,874,803.77

Proposed Accomplishments

Actual Accomplishments

Number assisted:

	Owner		Renter		Total		Person	
	Total	Hispanic	Total	Hispanic	Total	Hispanic	Total	Hispanic
White:					0	0		
Black/African American:					0	0		
Asian:					0	0		
American Indian/Alaskan Native:					0	0		
Native Hawaiian/Other Pacific Islander:					0	0		
American Indian/Alaskan Native & White:					0	0		
Asian White:					0	0		
Black/African American & White:					0	0		
American Indian/Alaskan Native & Black/African American:					0	0		
Other multi-racial:					0	0		
Asian/Pacific Islander:					0	0		
Hispanic:					0	0		



U.S. Department of Housing and Urban Development
Office of Community Planning and Development
Integrated Disbursement and Information System
CDBG Activity Summary Report (GPR) for Program Year 2019
PASADENA

Date: 04-Dec-2020

Time: 9:47

Page: 6

Total: 0 0 0 0 0 0 0 0

Female-headed Households: 0

Income Category:

	Owner	Renter	Total	Person
Extremely Low			0	
Low Mod			0	
Moderate			0	
Non Low Moderate			0	
Total	0	0	0	0
Percent Low/Mod				

Annual Accomplishments

No data returned for this view. This might be because the applied filter excludes all data.



U.S. Department of Housing and Urban Development
 Office of Community Planning and Development
 Integrated Disbursement and Information System
 CDBG Activity Summary Report (GPR) for Program Year 2019
 PASADENA

Date: 04-Dec-2020
 Time: 9:47
 Page: 7

PGM Year: 2017
Project: 0002 - Park Public Wi-Fi (Phase 2)
IDIS Activity: 1420 - Vina Vieja Park WiFi

Status: Completed 11/1/2019 12:00:00 AM
Location: 3026 Orange Grove Pasadena, CA 91107

Objective: Create suitable living environments
Outcome: Availability/accessibility
Matrix Code: Parks, Recreational Facilities (03F) **National Objective:** LMA

Initial Funding Date: 12/19/2017

Description:

This new project will install Public WiFi

Financing

	Fund Type	Grant Year	Grant	Funded Amount	Drawn In Program Year	Drawn Thru Program Year
CDBG	EN	2017	B17MC060525	\$29,014.99	\$10,102.32	\$29,014.99
Total	Total			\$29,014.99	\$10,102.32	\$29,014.99

Proposed Accomplishments

Public Facilities : 1
 Total Population in Service Area: 1,875
 Census Tract Percent Low / Mod: 52.27

Annual Accomplishments

Years	Accomplishment Narrative	# Benefiting
2019	This new project will install Public WiFi in the following City park locations: Vina Vieja Park - 3026 E. Orange Grove Blvd.	



U.S. Department of Housing and Urban Development
 Office of Community Planning and Development
 Integrated Disbursement and Information System
 CDBG Activity Summary Report (GPR) for Program Year 2019
 PASADENA

Date: 04-Dec-2020
 Time: 9:47
 Page: 8

PGM Year: 2017
Project: 0002 - Park Public Wi-Fi (Phase 2)
IDIS Activity: 1421 - Washington Park WiFi

Status: Completed 11/1/2019 12:00:00 AM
Location: 700 E Washington Blvd Pasadena, CA 91104-5007

Objective: Create suitable living environments
Outcome: Availability/accessibility
Matrix Code: Parks, Recreational Facilities (03F) **National Objective:** LMA

Initial Funding Date: 12/19/2017

Description:

This new project will install Public WiFi

Financing

	Fund Type	Grant Year	Grant	Funded Amount	Drawn In Program Year	Drawn Thru Program Year
CDBG	EN	2017	B17MC060525	\$20,676.04	\$8,080.29	\$20,676.04
Total	Total			\$20,676.04	\$8,080.29	\$20,676.04

Proposed Accomplishments

Public Facilities : 1
 Total Population in Service Area: 5,200
 Census Tract Percent Low / Mod: 67.02

Annual Accomplishments

Years	Accomplishment Narrative	# Benefiting
2019	This new project will install Public WiFi in the following City park locations: Washington Park - Corner of Washington Blvd. and El Molino Ave.	



U.S. Department of Housing and Urban Development
 Office of Community Planning and Development
 Integrated Disbursement and Information System
 CDBG Activity Summary Report (GPR) for Program Year 2019
 PASADENA

Date: 04-Dec-2020
 Time: 9:47
 Page: 9

PGM Year: 2017
Project: 0027 - 1015 Lake Building Renovations
IDIS Activity: 1451 - 1015 Lake Building Improvements (Housing Dept)

Status: Open
Location: 1015 N Lake Ave Pasadena, CA 91104-4573
Objective: Create suitable living environments
Outcome: Sustainability
Matrix Code: Neighborhood Facilities (03E) **National Objective:** LMC

Initial Funding Date: 10/10/2018

Description:
 This project will renovate a public facility located at 1015 N. Lake Ave.
 The building is in need rehabilitation including ADA improvements, roof replacement, HVAC, electrical & plumbing improvements, and facade improvements.

Financing

	Fund Type	Grant Year	Grant	Funded Amount	Drawn In Program Year	Drawn Thru Program Year
CDBG	EN	2016	B16MC060525	\$60,438.55	\$16,575.53	\$28,168.48
		2017	B17MC060525	\$315,213.47	\$0.00	\$0.00
		2019	B19MC060525	\$175,399.68	\$0.00	\$0.00
	PI			\$184,282.30	\$59,934.32	\$184,282.30
Total	Total			\$735,334.00	\$76,509.85	\$212,450.78


Proposed Accomplishments

Public Facilities : 1

Actual Accomplishments

Number assisted:

	Owner		Renter		Total		Person	
	Total	Hispanic	Total	Hispanic	Total	Hispanic	Total	Hispanic
White:	0	0	0	0	0	0	31	7
Black/African American:	0	0	0	0	0	0	14	0
Asian:	0	0	0	0	0	0	3	0
American Indian/Alaskan Native:	0	0	0	0	0	0	1	0
Native Hawaiian/Other Pacific Islander:	0	0	0	0	0	0	0	0
American Indian/Alaskan Native & White:	0	0	0	0	0	0	0	0
Asian White:	0	0	0	0	0	0	0	0
Black/African American & White:	0	0	0	0	0	0	0	0
American Indian/Alaskan Native & Black/African American:	0	0	0	0	0	0	0	0
Other multi-racial:	0	0	0	0	0	0	2	2
Asian/Pacific Islander:	0	0	0	0	0	0	0	0



U.S. Department of Housing and Urban Development
 Office of Community Planning and Development
 Integrated Disbursement and Information System
 CDBG Activity Summary Report (GPR) for Program Year 2019
 PASADENA

Date: 04-Dec-2020
 Time: 9:47
 Page: 10

Hispanic:	0	0	0	0	0	0	0	0	0
Total:	0	0	0	0	0	0	0	51	9
Female-headed Households:	0		0		0				

Income Category:

	Owner	Renter	Total	Person
Extremely Low	0	0	0	0
Low Mod	0	0	0	0
Moderate	0	0	0	51
Non Low Moderate	0	0	0	0
Total	0	0	0	51
Percent Low/Mod				100.0%

Annual Accomplishments

Years	Accomplishment Narrative	# Benefitting
2019	During the program year, pre-designs for building rehabilitation were made for parking lot & ADA. During the next program year, designs are expected to be finalized to identify a general contractor to begin construction.	



U.S. Department of Housing and Urban Development
 Office of Community Planning and Development
 Integrated Disbursement and Information System
 CDBG Activity Summary Report (GPR) for Program Year 2019
 PASADENA

Date: 04-Dec-2020
 Time: 9:47
 Page: 11

PGM Year: 2018
Project: 0002 - Housing Rights Center
IDIS Activity: 1453 - Fair Housing Services

Status: Completed 11/21/2020 6:40:31 AM
Location: ,
Objective:
Outcome:
Matrix Code: Fair Housing Activities (subject to 20% Admin Cap) (21D) **National Objective:**

Initial Funding Date: 12/18/2018

Description:
 The Housing Rights Center provides general landlord-tenant counseling and housing discrimination education and outreach, investigations and enforcement to ensure that landlords and tenants are made aware of their respective rights and responsibilities under local, state and federal housing laws

Financing

	Fund Type	Grant Year	Grant	Funded Amount	Drawn In Program Year	Drawn Thru Program Year
CDBG	EN	2017	B17MC060525	\$49,293.74	\$0.00	\$49,293.74
Total	Total			\$49,293.74	\$0.00	\$49,293.74

Proposed Accomplishments

Actual Accomplishments

Number assisted:

	Owner		Renter		Total		Person	
	Total	Hispanic	Total	Hispanic	Total	Hispanic	Total	Hispanic
White:					0	0		
Black/African American:					0	0		
Asian:					0	0		
American Indian/Alaskan Native:					0	0		
Native Hawaiian/Other Pacific Islander:					0	0		
American Indian/Alaskan Native & White:					0	0		
Asian White:					0	0		
Black/African American & White:					0	0		
American Indian/Alaskan Native & Black/African American:					0	0		
Other multi-racial:					0	0		
Asian/Pacific Islander:					0	0		
Hispanic:					0	0		
Total:	0	0	0	0	0	0	0	0
Female-headed Households:					0			



U.S. Department of Housing and Urban Development
Office of Community Planning and Development
Integrated Disbursement and Information System
CDBG Activity Summary Report (GPR) for Program Year 2019
PASADENA

Date: 04-Dec-2020

Time: 9:47

Page: 12

Income Category:

	Owner	Renter	Total	Person
Extremely Low			0	
Low Mod			0	
Moderate			0	
Non Low Moderate			0	
Total	0	0	0	0
Percent Low/Mod				

Annual Accomplishments

No data returned for this view. This might be because the applied filter excludes all data.



U.S. Department of Housing and Urban Development
 Office of Community Planning and Development
 Integrated Disbursement and Information System
 CDBG Activity Summary Report (GPR) for Program Year 2019
 PASADENA

Date: 04-Dec-2020
 Time: 9:47
 Page: 13

PGM Year: 2018
Project: 0008 - Housing & Career Services Department - FWBD
IDIS Activity: 1458 - FWDB Entrepreneurial Training

Status: Open
Location: 1207 E Green St Pasadena, CA 91106-3111

Objective: Create economic opportunities
Outcome: Availability/accessibility
Matrix Code: Micro-Enterprise Assistance (18C) **National Objective:** LMCMC

Initial Funding Date: 12/18/2018

Description:

This project will provide entrepreneurial training workshops to LMI Pasadena residents. Training will include workshops, one on one and group counseling sessions. CDBG funds will be used towards personnel and non-personnel costs. Services will be contracted out for workshops and counseling.

Financing

	Fund Type	Grant Year	Grant	Funded Amount	Drawn In Program Year	Drawn Thru Program Year
CDBG	EN	2018	B18MC060525	\$100,000.00	\$0.00	\$26,066.96
Total	Total			\$100,000.00	\$0.00	\$26,066.96

Proposed Accomplishments

Businesses : 40

Actual Accomplishments

Number assisted:

	Owner		Renter		Total		Person	
	Total	Hispanic	Total	Hispanic	Total	Hispanic	Total	Hispanic
White:	0	0	0	0	0	0	4	2
Black/African American:	0	0	0	0	0	0	13	0
Asian:	0	0	0	0	0	0	1	0
American Indian/Alaskan Native:	0	0	0	0	0	0	0	0
Native Hawaiian/Other Pacific Islander:	0	0	0	0	0	0	0	0
American Indian/Alaskan Native & White:	0	0	0	0	0	0	0	0
Asian White:	0	0	0	0	0	0	0	0
Black/African American & White:	0	0	0	0	0	0	0	0
American Indian/Alaskan Native & Black/African American:	0	0	0	0	0	0	0	0
Other multi-racial:	0	0	0	0	0	0	1	1
Asian/Pacific Islander:	0	0	0	0	0	0	0	0
Hispanic:	0	0	0	0	0	0	0	0
Total:	0	0	0	0	0	0	19	3



U.S. Department of Housing and Urban Development
 Office of Community Planning and Development
 Integrated Disbursement and Information System
 CDBG Activity Summary Report (GPR) for Program Year 2019
 PASADENA

Date: 04-Dec-2020
 Time: 9:47
 Page: 14

Female-headed Households: 0 0 0

Income Category:

	Owner	Renter	Total	Person
Extremely Low	0	0	0	12
Low Mod	0	0	0	4
Moderate	0	0	0	3
Non Low Moderate	0	0	0	0
Total	0	0	0	19
Percent Low/Mod				100.0%

Annual Accomplishments

Years	Accomplishment Narrative	# Benefiting
2018	<p>Multiple Information Sessions were held throughout the community to bring awareness to the program. Outreach begins 6 weeks prior to starting a round of training. Outreach material were distributed utilizing multiple media channels; Social, Door to Door, Community based organizations, and faith based organizations. One round of training was completed with 12 sessions on topics that included, How to Start a Business, Access to Capital, Business Accounting and Taxes, Preparing a Business Plan, Branding, Marketing, and Licensing. Seven participants completed the program. A second round began on 06/10/2019 with 12 participants. The program received Congressional Recognition from the Office of Congresswoman Judy Chu.</p>	
2019	<p>Multiple Information Sessions were held throughout the community to bring awareness to the program. Outreach begins 6 weeks prior to starting a round of training. Outreach material were distributed utilizing multiple media channels; Social, Door to Door, Community based organizations, and faith based organizations. One round of training was completed with 12 sessions on topics that included, How to Start a Business, Access to Capital, Business Accounting and Taxes, Preparing a Business Plan, Branding, Marketing, and Licensing. Seven participants completed the program. A second round began on 06/10/2019 with 12 participants. A total of 54 individuals inquired about the program. We were not able to extend the services to all due to them not meeting the residency requirement. The program received Congressional Recognition from the Office of Congresswoman Judy Chu.</p>	



U.S. Department of Housing and Urban Development
 Office of Community Planning and Development
 Integrated Disbursement and Information System
 CDBG Activity Summary Report (GPR) for Program Year 2019
 PASADENA

Date: 04-Dec-2020
 Time: 9:47
 Page: 15

PGM Year: 2018
Project: 0009 - Public Works Department
IDIS Activity: 1459 - NW Sidewalk Improvements Phase II

Status: Completed 7/30/2020 12:00:00 AM
Location: 100 N Garfield Ave CA Pasadena, CA 91101-1726

Objective: Create suitable living environments
Outcome: Availability/accessibility
Matrix Code: Sidewalks (03L)

National Objective: LMA

Initial Funding Date: 12/18/2018

Description:

This project will replace 22,500 square feet of damaged sidewalk in the northwest area of Pasadena. City crews will remove damaged portions of sidewalk, prune and/or shave tree roots as necessary, and replace with smooth concrete per City's sidewalk construction Standard S-421.

Financing

	Fund Type	Grant Year	Grant	Funded Amount	Drawn In Program Year	Drawn Thru Program Year
CDBG	EN	2017	B17MC060525	\$48,926.06	\$48,804.30	\$48,926.06
		2018	B18MC060525	\$507,588.23	\$242,142.15	\$452,774.51
	PI			\$136,050.17	\$5,224.64	\$136,050.17
Total	Total			\$692,564.46	\$296,171.09	\$637,750.74

Proposed Accomplishments

People (General) : 21,880
 Total Population in Service Area: 30,965
 Census Tract Percent Low / Mod: 70.66

Annual Accomplishments

Years	Accomplishment Narrative	# Benefitting
2019	The CDBG Sidewalk Improvements project replaced 19,304 square feet of sidewalk on Howard (Fair Oaks to Mentone); Los Robles (North City Limit to Penn); Penn (Los Robles to Fair Oaks); Dearborn (Los Robles to Garfield); Juanita (Dearborn to Montana); Highland (Los Robles to Garfield) and Garfield (Penn to Flower). The construction crew included of three MASH employees.	



U.S. Department of Housing and Urban Development
 Office of Community Planning and Development
 Integrated Disbursement and Information System
 CDBG Activity Summary Report (GPR) for Program Year 2019
 PASADENA

Date: 04-Dec-2020
 Time: 9:47
 Page: 16

PGM Year: 2018
Project: 0003 - Pasadena Unified School District
IDIS Activity: 1463 - Student & Family Affairs

Status: Completed 7/30/2020 12:00:00 AM
Location: 351 S Hudson Ave Pasadena, CA 91101-3507

Objective: Create suitable living environments
Outcome: Availability/accessibility
Matrix Code: Youth Services (05D) **National Objective:** LMC

Initial Funding Date: 09/24/2019

Description:

The new Pasadena Unified School District Center for Student and Family Services is a new district-wide support service office focused on lessening the academic and socio-economic barriers of disadvantaged (low-income, homeless, foster, English-learners, recent immigrants, and special education) students. This office will support and/or provide case management services to students and their families by referring to or providing services related to school enrollment and preparedness, school system advocacy, academic accountability, physical health, mental health, parent education and engagement, crisis intervention, basic needs, transportation, and other social services.

Financing

	Fund Type	Grant Year	Grant	Funded Amount	Drawn In Program Year	Drawn Thru Program Year
CDBG	EN	2017	B17MC060525	\$48,010.59	\$48,010.59	\$48,010.59
	PI			\$45,595.44	\$45,595.44	\$45,595.44
Total	Total			\$93,606.03	\$93,606.03	\$93,606.03

Proposed Accomplishments

People (General) : 150

Actual Accomplishments

Number assisted:

	Owner		Renter		Total		Person	
	Total	Hispanic	Total	Hispanic	Total	Hispanic	Total	Hispanic
White:	0	0	0	0	0	0	6	0
Black/African American:	0	0	0	0	0	0	26	0
Asian:	0	0	0	0	0	0	1	0
American Indian/Alaskan Native:	0	0	0	0	0	0	0	0
Native Hawaiian/Other Pacific Islander:	0	0	0	0	0	0	0	0
American Indian/Alaskan Native & White:	0	0	0	0	0	0	0	0
Asian White:	0	0	0	0	0	0	0	0
Black/African American & White:	0	0	0	0	0	0	0	0
American Indian/Alaskan Native & Black/African American:	0	0	0	0	0	0	0	0
Other multi-racial:	0	0	0	0	0	0	63	62
Asian/Pacific Islander:	0	0	0	0	0	0	0	0



U.S. Department of Housing and Urban Development
 Office of Community Planning and Development
 Integrated Disbursement and Information System
 CDBG Activity Summary Report (GPR) for Program Year 2019
 PASADENA

Date: 04-Dec-2020
 Time: 9:47
 Page: 17

Hispanic:	0	0	0	0	0	0	0	0	0
Total:	0	0	0	0	0	0	0	96	62

Female-headed Households: 0 0 0 0 0 0 0 0 0 0

Income Category:

	Owner	Renter	Total	Person
Extremely Low	0	0	0	0
Low Mod	0	0	0	0
Moderate	0	0	0	96
Non Low Moderate	0	0	0	0
Total	0	0	0	96
Percent Low/Mod	100.0%			

Annual Accomplishments

Years	Accomplishment Narrative	# Benefitting
2019	<p>The PUSD Center for Student & Family Services enrolled 96 families into its case management program during Y1 despite the COVID-19 pandemic. The center hosted one (1) backpack/school supplies event serving 150 participants, seventeen (17) school outreach events serving 915 participants, four (4) school uniform events serving 180 participants, eight (8) sex education parent class with 24 participants, one (1) parenting workshop serving 12 participants, six (6) community health clinic serving 28 participants, three (3) holiday donation events serving 1,053 participants, one (1) community forum with 50 participants, three hundred eighty-seven (387) COVID-19 wellness calls connecting 1,548 participants, one hundred four (104) food box donations serving 461 participants. This equals 5, 951 units of service.</p>	



U.S. Department of Housing and Urban Development
 Office of Community Planning and Development
 Integrated Disbursement and Information System
 CDBG Activity Summary Report (GPR) for Program Year 2019
 PASADENA

Date: 04-Dec-2020
 Time: 9:47
 Page: 18

PGM Year: 2019
Project: 0006 - Flintridge Center
IDIS Activity: 1464 - Youth of Promise

Status: Completed 7/30/2020 12:00:00 AM
Location: 236 W Mountain St Ste 106 Pasadena, CA 91103-2968

Objective: Create suitable living environments
Outcome: Availability/accessibility
Matrix Code: Youth Services (05D) **National Objective:** LMC

Initial Funding Date: 09/25/2019

Description:

This project will provide case management services to youth (3rd grade - high school) impacted by family incarceration through an after school and community program. Working in partnership with Friends Outside Los Angeles (FOLA), this project will build social, emotional and academic competencies while connecting youth and their families to supportive resources.

Financing

	Fund Type	Grant Year	Grant	Funded Amount	Drawn In Program Year	Drawn Thru Program Year
CDBG	EN	2018	B18MC060525	\$62,815.12	\$62,815.12	\$62,815.12
	PI			\$22,006.34	\$22,006.34	\$22,006.34
Total	Total			\$84,821.46	\$84,821.46	\$84,821.46

Proposed Accomplishments

People (General) : 48

Actual Accomplishments

Number assisted:

	Owner		Renter		Total		Person	
	Total	Hispanic	Total	Hispanic	Total	Hispanic	Total	Hispanic
White:	0	0	0	0	0	0	13	13
Black/African American:	0	0	0	0	0	0	23	9
Asian:	0	0	0	0	0	0	0	0
American Indian/Alaskan Native:	0	0	0	0	0	0	0	0
Native Hawaiian/Other Pacific Islander:	0	0	0	0	0	0	0	0
American Indian/Alaskan Native & White:	0	0	0	0	0	0	0	0
Asian White:	0	0	0	0	0	0	0	0
Black/African American & White:	0	0	0	0	0	0	0	0
American Indian/Alaskan Native & Black/African American:	0	0	0	0	0	0	0	0
Other multi-racial:	0	0	0	0	0	0	0	0
Asian/Pacific Islander:	0	0	0	0	0	0	0	0
Hispanic:	0	0	0	0	0	0	0	0
Total:	0	0	0	0	0	0	36	22



U.S. Department of Housing and Urban Development
 Office of Community Planning and Development
 Integrated Disbursement and Information System
 CDBG Activity Summary Report (GPR) for Program Year 2019
 PASADENA

Date: 04-Dec-2020
 Time: 9:47
 Page: 19

Female-headed Households: 0 0 0

Income Category:

	Owner	Renter	Total	Person
Extremely Low	0	0	0	23
Low Mod	0	0	0	6
Moderate	0	0	0	4
Non Low Moderate	0	0	0	3
Total	0	0	0	36
Percent Low/Mod				91.7%

Annual Accomplishments

Years	Accomplishment Narrative	# Benefitting
2019	For the 2019-2020 school year, Flintridge Center provided case management services to 36 students as part of their comprehensive youth development strategy. Case management services became especially vital following the closure of schools and businesses in response to the Covid-19 crisis. While the project design is to build social, emotional and academic skills, the Covid-19 crisis has highlighted the impact of social isolation on mental health. Additionally, the crisis has for many triggered fears or anxieties related to justice issues, race and immigration. Both parents and youth communicated distress in the early weeks of the crisis. Staff transitioned to providing critical services using phone, text and social media platforms. A needs survey was distributed in early April to assess the gaps faced by families in the areas of housing, employment, food, health and wireless access. Families received referrals to mental health and other resources as well as financial assistance as needed. We are continuing the work of connecting families to community resources.	



U.S. Department of Housing and Urban Development
 Office of Community Planning and Development
 Integrated Disbursement and Information System
 CDBG Activity Summary Report (GPR) for Program Year 2019
 PASADENA

Date: 04-Dec-2020
 Time: 9:47
 Page: 20

PGM Year: 2019
Project: 0007 - Housing Department MASH
IDIS Activity: 1465 - Pasadena Single-Family Residential Rehabilitation Program

Status: Completed 7/30/2020 12:00:00 AM **Objective:** Provide decent affordable housing
Location: 1720 Belmont Ave Pasadena, CA 91103-1403 **Outcome:** Sustainability
Matrix Code: Rehab; Single-Unit Residential (14A) **National Objective:** LMH

Initial Funding Date: 09/25/2019

Description:

This project will provide housing rehabilitation and related services in areas of Northwest Pasadena that have been neglected and are in poor condition. Activities include exterior paint preparation and painting, lead paint abatement, major and minor repairs of code violations, installation of wheelchair ramps, and installation of solar electric systems (through partnership with contractor).

Financing

	Fund Type	Grant Year	Grant	Funded Amount	Drawn In Program Year	Drawn Thru Program Year
CDBG	EN	2018	B18MC060525	\$131,946.30	\$131,946.30	\$131,946.30
	PI			\$43,788.48	\$43,788.48	\$43,788.48
Total	Total			\$175,734.78	\$175,734.78	\$175,734.78

Proposed Accomplishments

Housing Units : 22

Actual Accomplishments

Number assisted:

	Owner		Renter		Total		Person	
	Total	Hispanic	Total	Hispanic	Total	Hispanic	Total	Hispanic
White:	4	4	0	0	4	4	0	0
Black/African American:	2	0	0	0	2	0	0	0
Asian:	1	0	0	0	1	0	0	0
American Indian/Alaskan Native:	0	0	0	0	0	0	0	0
Native Hawaiian/Other Pacific Islander:	0	0	0	0	0	0	0	0
American Indian/Alaskan Native & White:	0	0	0	0	0	0	0	0
Asian White:	0	0	0	0	0	0	0	0
Black/African American & White:	0	0	0	0	0	0	0	0
American Indian/Alaskan Native & Black/African American:	0	0	0	0	0	0	0	0
Other multi-racial:	0	0	0	0	0	0	0	0
Asian/Pacific Islander:	0	0	0	0	0	0	0	0
Hispanic:	0	0	0	0	0	0	0	0
Total:	7	4	0	0	7	4	0	0



U.S. Department of Housing and Urban Development
 Office of Community Planning and Development
 Integrated Disbursement and Information System
 CDBG Activity Summary Report (GPR) for Program Year 2019
 PASADENA

Date: 04-Dec-2020
 Time: 9:47
 Page: 21

Female-headed Households: 6 0 6

Income Category:

	Owner	Renter	Total	Person
Extremely Low	6	0	6	0
Low Mod	1	0	1	0
Moderate	0	0	0	0
Non Low Moderate	0	0	0	0
Total	7	0	7	0
Percent Low/Mod	100.0%		100.0%	

Annual Accomplishments

Years	Accomplishment Narrative	# Benefitting
2019	For this period of July 1, 2019 to June 30, 2020, the Pasadena Single Family Residential Rehabilitation (PSFRR) provided services of lead form mitigation by exterior form painting services and solar screens to five properties in poor condition:	



U.S. Department of Housing and Urban Development
 Office of Community Planning and Development
 Integrated Disbursement and Information System
 CDBG Activity Summary Report (GPR) for Program Year 2019
 PASADENA

Date: 04-Dec-2020
 Time: 9:47
 Page: 22

PGM Year: 2019
Project: 0001 - Housing Department Administration
IDIS Activity: 1466 - CDBG Program Administration

Status: Completed 7/30/2020 12:00:00 AM
 Location: ,

Objective:
 Outcome:
 Matrix Code: General Program Administration (21A) National Objective:

Initial Funding Date: 09/25/2019

Description:

The project will provide funding for management and implementation of the CDBG program, for the City of Pasadena.

Financing

	Fund Type	Grant Year	Grant	Funded Amount	Drawn In Program Year	Drawn Thru Program Year
CDBG	EN	2017	B17MC060525	\$32,529.30	\$32,529.30	\$32,529.30
		2019	B19MC060525	\$300,295.98	\$300,295.98	\$300,295.98
	PI			\$44,137.30	\$44,137.30	\$44,137.30
Total	Total			\$376,962.58	\$376,962.58	\$376,962.58

Proposed Accomplishments

Actual Accomplishments

Number assisted:

	Owner		Renter		Total		Person	
	Total	Hispanic	Total	Hispanic	Total	Hispanic	Total	Hispanic
White:					0	0		
Black/African American:					0	0		
Asian:					0	0		
American Indian/Alaskan Native:					0	0		
Native Hawaiian/Other Pacific Islander:					0	0		
American Indian/Alaskan Native & White:					0	0		
Asian White:					0	0		
Black/African American & White:					0	0		
American Indian/Alaskan Native & Black/African American:					0	0		
Other multi-racial:					0	0		
Asian/Pacific Islander:					0	0		
Hispanic:					0	0		
Total:	0	0	0	0	0	0	0	0

Female-headed Households:

0



U.S. Department of Housing and Urban Development
Office of Community Planning and Development
Integrated Disbursement and Information System
CDBG Activity Summary Report (GPR) for Program Year 2019
PASADENA

Date: 04-Dec-2020

Time: 9:47

Page: 23

Income Category:

	Owner	Renter	Total	Person
Extremely Low			0	
Low Mod			0	
Moderate			0	
Non Low Moderate			0	
Total	0	0	0	0
Percent Low/Mod				

Annual Accomplishments

No data returned for this view. This might be because the applied filter excludes all data.



U.S. Department of Housing and Urban Development
 Office of Community Planning and Development
 Integrated Disbursement and Information System
 CDBG Activity Summary Report (GPR) for Program Year 2019
 PASADENA

Date: 04-Dec-2020
 Time: 9:47
 Page: 24

PGM Year: 2019
Project: 0008 - Fire Department
IDIS Activity: 1467 - Fire Station 33 - Emergency Equipment

Status: Completed 7/30/2020 12:00:00 AM
Location: 515 N Lake Ave Pasadena, CA 91101-1217

Objective: Create suitable living environments
Outcome: Sustainability
Matrix Code: Fire Station/Equipment (03O)

National Objective: LMA

Initial Funding Date: 09/25/2019

Description:

CDBG funds will be used to purchase two cardiac monitors are requested to replace and update the monitors at Fire Stations 33 and 36.

Financing

	Fund Type	Grant Year	Grant	Funded Amount	Drawn In Program Year	Drawn Thru Program Year
CDBG	EN	2019	B19MC060525	\$41,549.96	\$41,549.96	\$41,549.96
Total	Total			\$41,549.96	\$41,549.96	\$41,549.96

Proposed Accomplishments

Public Facilities : 1
 Total Population in Service Area: 19,405
 Census Tract Percent Low / Mod: 60.68

Annual Accomplishments

Years	Accomplishment Narrative	# Benefiting
2019	CDBG Funds will be used to purchase two cardiac monitors are requested to replace and update the monitors at Fire Stations 33. Received thermal imagers in FY2020 Q3 and placed equipment into service at Fire Station 33. Reimbursement packet completed. Received emergency defibrillators/monitors in FY2020 Q4 for Fire Station 33 and placed into service. Reimbursement packet completed.	



U.S. Department of Housing and Urban Development
 Office of Community Planning and Development
 Integrated Disbursement and Information System
 CDBG Activity Summary Report (GPR) for Program Year 2019
 PASADENA

Date: 04-Dec-2020
 Time: 9:47
 Page: 25

PGM Year: 2019
Project: 0008 - Fire Department
IDIS Activity: 1468 - Fire Station 36 - Emergency Equipment

Status: Completed 7/30/2020 12:00:00 AM
Location: 1140 N Fair Oaks Ave Pasadena, CA 91103-2512

Objective: Create suitable living environments
Outcome: Sustainability
Matrix Code: Fire Station/Equipment (03O)

National Objective: LMA

Initial Funding Date: 09/25/2019

Description:

CDBG Funds will be used to purchase two cardiac monitors are requested to replace and update the monitors at Fire Stations 33 and 36.

Financing

	Fund Type	Grant Year	Grant	Funded Amount	Drawn In Program Year	Drawn Thru Program Year
CDBG	EN	2019	B19MC060525	\$41,549.97	\$41,549.97	\$41,549.97
Total	Total			\$41,549.97	\$41,549.97	\$41,549.97

Proposed Accomplishments

Public Facilities : 1
 Total Population in Service Area: 32,150
 Census Tract Percent Low / Mod: 64.20

Annual Accomplishments

Years	Accomplishment Narrative	# Benefiting
2019	CDBG Funds will be used to purchase two cardiac monitors are requested to replace and update the monitors at Fire Stations 36. Annual Narrative Received thermal imagers in FY2020 Q3 and placed equipment into service at Fire Station 36. Reimbursement packet completed. Received emergency defibrillators/monitors in FY2020 Q4 for Fire Station 36 and placed into service. Reimbursement packet completed.	



U.S. Department of Housing and Urban Development
 Office of Community Planning and Development
 Integrated Disbursement and Information System
 CDBG Activity Summary Report (GPR) for Program Year 2019
 PASADENA

Date: 04-Dec-2020
 Time: 9:47
 Page: 26

PGM Year: 2018
Project: 0009 - Public Works Department
IDIS Activity: 1469 - ADA Pedestrian Push Button Upgrade

Status: Open
Location: 100 N Garfield Ave Pasadena, CA 91101-1726

Objective: Create suitable living environments
Outcome: Availability/accessibility
Matrix Code: Street Improvements (03K)

National Objective: LMC

Initial Funding Date: 01/16/2020

Description:

The scope of work will be removing and salvaging existing pedestrian push buttons and installing new ADA compliant audible APS push buttons at nine (9) intersections with leading pedestrian intervals.

Financing

	Fund Type	Grant Year	Grant	Funded Amount	Drawn In Program Year	Drawn Thru Program Year
CDBG	EN	2018	B18MC060525	\$5,224.64	\$0.00	\$0.00
		2019	B19MC060525	\$144,775.36	\$0.00	\$0.00
Total	Total			\$150,000.00	\$0.00	\$0.00

Proposed Accomplishments

People (General) : 14,235

Actual Accomplishments

Number assisted:

	Owner		Renter		Total		Person	
	Total	Hispanic	Total	Hispanic	Total	Hispanic	Total	Hispanic
White:	0	0	0	0	0	0	0	0
Black/African American:	0	0	0	0	0	0	0	0
Asian:	0	0	0	0	0	0	0	0
American Indian/Alaskan Native:	0	0	0	0	0	0	0	0
Native Hawaiian/Other Pacific Islander:	0	0	0	0	0	0	0	0
American Indian/Alaskan Native & White:	0	0	0	0	0	0	0	0
Asian White:	0	0	0	0	0	0	0	0
Black/African American & White:	0	0	0	0	0	0	0	0
American Indian/Alaskan Native & Black/African American:	0	0	0	0	0	0	0	0
Other multi-racial:	0	0	0	0	0	0	0	0
Asian/Pacific Islander:	0	0	0	0	0	0	0	0
Hispanic:	0	0	0	0	0	0	0	0
Total:	0	0	0	0	0	0	0	0



U.S. Department of Housing and Urban Development
Office of Community Planning and Development
Integrated Disbursement and Information System
CDBG Activity Summary Report (GPR) for Program Year 2019
PASADENA

Date: 04-Dec-2020

Time: 9:47

Page: 27

Female-headed Households:

0 0 0

Income Category:

	Owner	Renter	Total	Person
Extremely Low	0	0	0	0
Low Mod	0	0	0	0
Moderate	0	0	0	0
Non Low Moderate	0	0	0	0
Total	0	0	0	0

Percent Low/Mod

Annual Accomplishments

No data returned for this view. This might be because the applied filter excludes all data.



U.S. Department of Housing and Urban Development
 Office of Community Planning and Development
 Integrated Disbursement and Information System
 CDBG Activity Summary Report (GPR) for Program Year 2019
 PASADENA

Date: 04-Dec-2020
 Time: 9:47
 Page: 28

PGM Year: 2019
Project: 0016 - Public Health
IDIS Activity: 1470 - Healthy Retail Program

Status: Open
Location: 1845 N Fair Oaks Ave Pasadena, CA 91103-1620

Objective: Create economic opportunities
Outcome: Availability/accessibility
Matrix Code: Micro-Enterprise Assistance (18C)

National Objective: LMA

Initial Funding Date: 01/16/2020

Description:

This CDBG-funded program will provide grants up to \$15,000 to perform business facade improvements. The exterior improvements may include exterior paint, signage, and curb appealing awnings to improve store appearance. Funds will cover personnel and non-personnel costs.

Financing

	Fund Type	Grant Year	Grant	Funded Amount	Drawn In Program Year	Drawn Thru Program Year
CDBG	EN	2019	B19MC060525	\$75,000.00	\$0.00	\$0.00
Total	Total			\$75,000.00	\$0.00	\$0.00

Proposed Accomplishments

Businesses : 3
 Total Population in Service Area: 17,025
 Census Tract Percent Low / Mod: 56.86

Annual Accomplishments

Years	Accomplishment Narrative	# Benefitting
2019	2 businesses were assisted with grants to make facade improvements. A food mart located at: - 848 Lake Ave - 1272 Villa Ave.	



U.S. Department of Housing and Urban Development
 Office of Community Planning and Development
 Integrated Disbursement and Information System
 CDBG Activity Summary Report (GPR) for Program Year 2019
 PASADENA

Date: 04-Dec-2020
 Time: 9:47
 Page: 29

PGM Year: 2017
Project: 0002 - Park Public Wi-Fi (Phase 2)
IDIS Activity: 1471 - Park Public WiFi (Robinson Park)

Status: Completed 7/30/2020 12:00:00 AM
Location: 1081 N Fair Oaks Ave Pasadena, CA 91103-3012

Objective: Create suitable living environments
Outcome: Availability/accessibility
Matrix Code: Parks, Recreational Facilities (03F) **National Objective:** LMA

Initial Funding Date: 01/16/2020

Description:
 This new project will install Public WiFi in the following City park locations:

Financing


	Fund Type	Grant Year	Grant	Funded Amount	Drawn In Program Year	Drawn Thru Program Year
CDBG	EN	2019	B19MC060525	\$18,068.40	\$18,068.40	\$18,068.40
Total	Total			\$18,068.40	\$18,068.40	\$18,068.40

Proposed Accomplishments

Public Facilities : 1
 Total Population in Service Area: 21,230
 Census Tract Percent Low / Mod: 69.12

Annual Accomplishments

Years	Accomplishment Narrative	# Benefiting
2019	The total scope of work for this project was completed in Q4. Public WiFi Service is now available at Robinson Park, Central Park, Memorial Park, Vina Vieja Park, and Washington Park.	



U.S. Department of Housing and Urban Development
 Office of Community Planning and Development
 Integrated Disbursement and Information System
 CDBG Activity Summary Report (GPR) for Program Year 2019
 PASADENA

Date: 04-Dec-2020
 Time: 9:47
 Page: 30

PGM Year: 2019
Project: 0005 - YWCA Pasadena-Foothill Valley
IDIS Activity: 1472 - Girls Empowerment Program

Status: Canceled 10/5/2020 1:47:33 PM
Location: 50 N Hill Ave Pasadena, CA 91106-1949

Objective: Create suitable living environments
Outcome: Availability/accessibility
Matrix Code: Youth Services (05D)

National Objective: LMC

Initial Funding Date: 01/16/2020

Description:

This project will provide full scholarship for LMI girls ages 10-15 for participation in year-round youth program services. Services include empowerment programs - TechGyrls, Express Yourself, and Girls Rise Leadership Camp. CDBG funds will be used toward personnel costs (one Program Manager).

Financing

No data returned for this view. This might be because the applied filter excludes all data.

Proposed Accomplishments

People (General) : 100

Actual Accomplishments

Number assisted:

	Owner		Renter		Total		Person	
	Total	Hispanic	Total	Hispanic	Total	Hispanic	Total	Hispanic
White:	0	0	0	0	0	0	10	10
Black/African American:	0	0	0	0	0	0	9	2
Asian:	0	0	0	0	0	0	0	0
American Indian/Alaskan Native:	0	0	0	0	0	0	2	0
Native Hawaiian/Other Pacific Islander:	0	0	0	0	0	0	2	2
American Indian/Alaskan Native & White:	0	0	0	0	0	0	0	0
Asian White:	0	0	0	0	0	0	0	0



U.S. Department of Housing and Urban Development
 Office of Community Planning and Development
 Integrated Disbursement and Information System
 CDBG Activity Summary Report (GPR) for Program Year 2019
 PASADENA

Date: 04-Dec-2020
 Time: 9:47
 Page: 31

Black/African American & White:	0	0	0	0	0	0	0	0
American Indian/Alaskan Native & Black/African American:	0	0	0	0	0	0	0	0
Other multi-racial:	0	0	0	0	0	0	11	11
Asian/Pacific Islander:	0	0	0	0	0	0	0	0
Hispanic:	0	0	0	0	0	0	0	0
Total:	0	0	0	0	0	0	34	25
Female-headed Households:	0		0		0			

Income Category:

	Owner	Renter	Total	Person
Extremely Low	0	0	0	28
Low Mod	0	0	0	2
Moderate	0	0	0	2
Non Low Moderate	0	0	0	2
Total	0	0	0	34
Percent Low/Mod				94.1%

Annual Accomplishments

Years	Accomplishment Narrative	# Benefitting
2020	<p>During the 2019-2020 fiscal year, the objectives of the proposed activity were to provide low-income, predominantly African-American and Latina girls ages 10 to 15 with the tools they need to excel in school, prepare for higher education and careers, and grow and make positive decisions in their lives. Overall, the objectives were accomplished. 80% of the girls we serve are low-income, and 85% are African-American or Latina. While all girls in the Pasadena area are welcome to participate, we specifically target Northwest Pasadena, because it is the area of the city with the greatest need. The girls we serve do not have access to the educational and technological opportunities they need to succeed in the 21st century job market and pursue STEM careers. Due to Covid-19, we have had numerous challenges including staff changes and pivoting programs to online, which has impacted the number of participants we were able to assist. The participants who attended did remain mostly consistent and communicated with staff the importance of the programs.</p>	



U.S. Department of Housing and Urban Development
 Office of Community Planning and Development
 Integrated Disbursement and Information System
 CDBG Activity Summary Report (GPR) for Program Year 2019
 PASADENA

Date: 04-Dec-2020
 Time: 9:47
 Page: 32

PGM Year: 2019
Project: 0017 - Department of Information Technology
IDIS Activity: 1473 - Security Enhancement - Villa Parke Community Center

Status: Open
Location: 363 E Villa St Pasadena, CA 91101-1021
Objective: Create suitable living environments
Outcome: Sustainability
Matrix Code: Parks, Recreational Facilities (03F) **National Objective:** LMA

Initial Funding Date: 01/23/2020

Description:

This new project will install video security surveillance at four public facilities including La Pintoresca Branch Library, and Villa Parke Community Center. CDBG funds will cover non-personnel and construction costs.

Financing

	Fund Type	Grant Year	Grant	Funded Amount	Drawn In Program Year	Drawn Thru Program Year
CDBG	EN	2019	B19MC060525	\$144,558.00	\$0.00	\$0.00
Total	Total			\$144,558.00	\$0.00	\$0.00

Proposed Accomplishments

Public Facilities : 1
 Total Population in Service Area: 20,480
 Census Tract Percent Low / Mod: 70.56

Annual Accomplishments

No data returned for this view. This might be because the applied filter excludes all data.



U.S. Department of Housing and Urban Development
 Office of Community Planning and Development
 Integrated Disbursement and Information System
 CDBG Activity Summary Report (GPR) for Program Year 2019
 PASADENA

Date: 04-Dec-2020
 Time: 9:47
 Page: 33

PGM Year: 2019
Project: 0017 - Department of Information Technology
IDIS Activity: 1474 - Security Enhancement - La Pintoresca Library

Status: Open
Location: 1355 N Raymond Ave Pasadena, CA 91103-2235

Objective: Create suitable living environments
Outcome: Sustainability
Matrix Code: Parks, Recreational Facilities (03F) **National Objective:** LMA

Initial Funding Date: 01/23/2020

Description:

This new project will install video security surveillance at four public facilities including La Pintoresca Branch Library, and Villa Parke Community Center. CDBG funds will cover non-personnel and construction costs.

Financing


	Fund Type	Grant Year	Grant	Funded Amount	Drawn In Program Year	Drawn Thru Program Year
CDBG	EN	2019	B19MC060525	\$80,375.00	\$0.00	\$0.00
Total	Total			\$80,375.00	\$0.00	\$0.00

Proposed Accomplishments

Public Facilities : 1
 Total Population in Service Area: 16,585
 Census Tract Percent Low / Mod: 71.27

Annual Accomplishments

No data returned for this view. This might be because the applied filter excludes all data.



U.S. Department of Housing and Urban Development
 Office of Community Planning and Development
 Integrated Disbursement and Information System
 CDBG Activity Summary Report (GPR) for Program Year 2019
 PASADENA

Date: 04-Dec-2020
 Time: 9:47
 Page: 34

PGM Year: 2019
Project: 0018 - CDBG-CV Cares Act Funds
IDIS Activity: 1477 - CDBG-CV Administration

Status: Open
Location: ,
Objective:
Outcome:
Matrix Code: General Program Administration (21A) **National Objective:**

Initial Funding Date: 08/12/2020

Description:
 Activity will cover costs related to implementation of the CDBG-CV program.

Financing

	Fund Type	Grant Year	Grant	Funded Amount	Drawn In Program Year	Drawn Thru Program Year
CDBG	EN	2020	B20MW060525	\$125,000.00	\$9,404.44	\$9,404.44
Total	Total			\$125,000.00	\$9,404.44	\$9,404.44

Proposed Accomplishments

Actual Accomplishments

<i>Number assisted:</i>	Owner		Renter		Total		Person	
	Total	Hispanic	Total	Hispanic	Total	Hispanic	Total	Hispanic
White:					0	0		
Black/African American:					0	0		
Asian:					0	0		
American Indian/Alaskan Native:					0	0		
Native Hawaiian/Other Pacific Islander:					0	0		
American Indian/Alaskan Native & White:					0	0		
Asian White:					0	0		
Black/African American & White:					0	0		
American Indian/Alaskan Native & Black/African American:					0	0		
Other multi-racial:					0	0		
Asian/Pacific Islander:					0	0		
Hispanic:					0	0		
Total:	0	0	0	0	0	0	0	0
Female-headed Households:					0			

Income Category:

Owner Renter Total Person



U.S. Department of Housing and Urban Development
Office of Community Planning and Development
Integrated Disbursement and Information System
CDBG Activity Summary Report (GPR) for Program Year 2019
PASADENA

Date: 04-Dec-2020

Time: 9:47

Page: 35

Extremely Low			0	
Low Mod			0	
Moderate			0	
Non Low Moderate			0	
Total	0	0	0	0
Percent Low/Mod				

Annual Accomplishments

No data returned for this view. This might be because the applied filter excludes all data.



U.S. Department of Housing and Urban Development
Office of Community Planning and Development
Integrated Disbursement and Information System
CDBG Activity Summary Report (GPR) for Program Year 2019
PASADENA

Date: 04-Dec-2020

Time: 9:47

Page: 36

Total Funded Amount:	\$19,773,114.74
Total Drawn Thru Program Year:	\$3,053,584.76
Total Drawn In Program Year:	\$1,650,987.50