

Potential Thorndike Landmark District

A ST

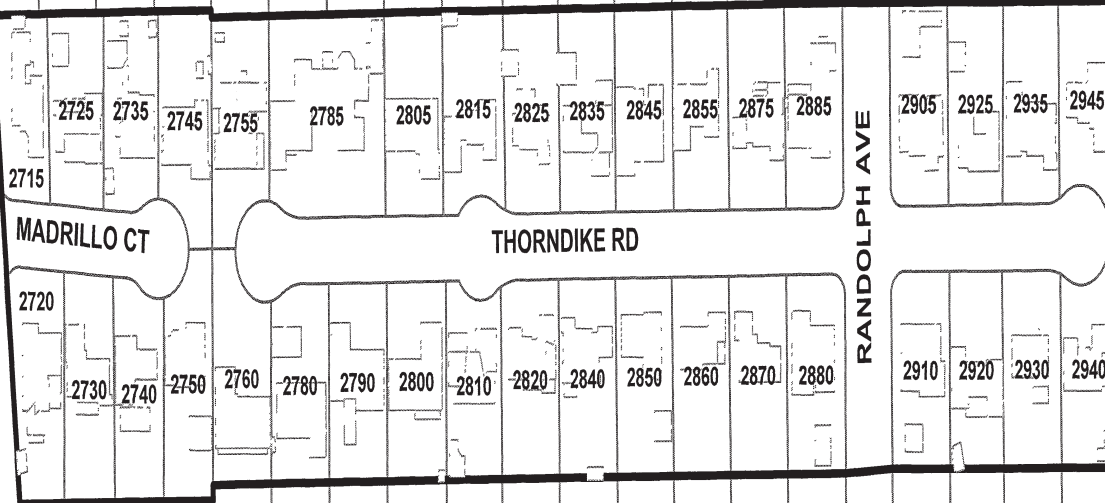
B ST

D ST

EL NIDO AVE

SAN PASQUAL ST

S SAN GABRIEL BLVD



2715

2725

2735

2745

2755

2785

2805

2815

2825

2835

2845

2855

2875

2885

2905

2925

2935

2945

MADRILLO CT

THORNDIKE RD

RANDOLPH AVE

2720

2730

2740

2750

2760

2780

2790

2800

2810

2820

2840

2850

2860

2870

2880

2910

2920

2930

2940

E CALIFORNIA BLVD




ATTACHMENT A

Legend





- Potential Thorndike Landmark District Boundary
- Building Footprints in Potential Thorndike Landmark District
- Property Lines
- City Boundary

N





ATTACHMENT B: INVENTORY OF PROPERTIES

	Address	Year Built	Contributing (C) Non-Contributing (NC)	Architect/ Builder	Alterations	Architectural Style or Reason for Non-Contributing Status	Photo
1	2715 MADRILLO CT	1951	NC	Beauman Company (builder)	Windows, front door, roof	Substantial alterations	
2	2720 MADRILLO CT	1951	C	(Permit illegible)		Modern Ranch	
3	2725 MADRILLO CT	1951	C	(Permit illegible)		Modern Ranch	




ATTACHMENT B: INVENTORY OF PROPERTIES

	Address	Year Built	Contributing (C) Non-Contributing (NC)	Architect/Builder	Alterations	Architectural Style or Reason for Non-Contributing Status	Photo
4	2730 MADRILLO CT	1951	C	(Permit illegible)		California Ranch	
5	2735 MADRILLO CT	1951	C	(Permit illegible)	Windows	Minimal Traditional	
6	2740 MADRILLO CT	1950	C	(Permit illegible)	Small windows near entry; front door	Minimal Traditional	
7	2745 MADRILLO CT	1950	C	(Permit illegible)		Modern Ranch	





ATTACHMENT B: INVENTORY OF PROPERTIES

	Address	Year Built	Contributing (C) Non-Contributing (NC)	Architect/Builder	Alterations	Architectural Style or Reason for Non-Contributing Status	Photo
8	2750 MADRILLO CT	1951	C	(Permit illegible)		Minimal Traditional	
9	2755 THORNDIKE RD	1961	C	Nyberg & Bissner/Altadena Development Company (builder)	Garage door	Mid-century Modern	
10	2760 THORNDIKE RD	1962	C	Doug P. Wakeland/Coronado Enterprises, Inc. (builder)	Roof (altered in 1985; originally wood)	Modern Ranch	
11	2780 THORNDIKE RD	1961	C	Nyberg & Bissner/V.C LeClerg (builder)		Midcentury Modern	





ATTACHMENT B: INVENTORY OF PROPERTIES

	Address	Year Built	Contributing (C) Non-Contributing (NC)	Architect/Builder	Alterations	Architectural Style or Reason for Non-Contributing Status	Photo
12	2785 THORNDIKE RD	1927	NC		Setting altered by subdivision; original rear of house now front; wall enclosure added in 1966	Substantial alterations; constructed outside of period of significance	
13	2790 THORNDIKE RD	1962	C	Doug P. Wakeland; Courtland Paul (Landscape Architect - 1963 site features)/ Coronado Enterprises, Inc. (builder)		Modern Ranch	
14	2800 THORNDIKE RD	1962	C	Doug P. Wakeland/ Coronado Enterprises, Inc. (builder)		California Ranch	





ATTACHMENT B: INVENTORY OF PROPERTIES

	Address	Year Built	Contributing (C) Non-Contributing (NC)	Architect/Builder	Alterations	Architectural Style or Reason for Non-Contributing Status	Photo
15	2805 THORNDIKE RD	1962	NC	Doug P. Wakeland/ Coronado Enterprises, Inc. (builder)	Windows, front door, roof, garage door	Modern Ranch	
16	2810 THORNDIKE RD	1951	NC	Wilson & Kleefeld (builders)	Roof, garage, entry, windows, incompatible addition	Modern Ranch	
17	2815 THORNDIKE RD	1951	C	Wilson & Kleefeld (builders)	Front door	California Ranch	
18	2820 THORNDIKE RD	1951	C	Wilson & Kleefeld (builders)		California Ranch	





ATTACHMENT B: INVENTORY OF PROPERTIES

	Address	Year Built	Contributing (C) Non-Contributing (NC)	Architect/Builder	Alterations	Architectural Style or Reason for Non-Contributing Status	Photo
19	2825 THORNDIKE RD	1951	C	Wilson & Kleefeld (builders)		California Ranch	
20	2835 THORNDIKE RD	1951	NC	Wilson & Kleefeld (builders)	Front door, windows, second-story addition	Substantial alterations	
21	2840 THORNDIKE RD	1951	NC	Wilson & Kleefeld (builders)	Front door, windows, cladding, roof, second-story addition	Substantial alterations	
22	2845 THORNDIKE RD	1951	C	Wilson & Kleefeld (builders)		Minimal Traditional	





ATTACHMENT B: INVENTORY OF PROPERTIES

	Address	Year Built	Contributing (C) Non-Contributing (NC)	Architect/Builder	Alterations	Architectural Style or Reason for Non-Contributing Status	Photo
23	2850 THORNDIKE RD	1951	NC	Wilson & Kleefeld (builders)	Front door, windows, porch, second-story addition	Substantial alterations	
24	2855 THORNDIKE RD	1951	NC	Wilson & Kleefeld (builders)	Windows, front door, second-story addition	Substantial alterations	
25	2860 THORNDIKE RD	1951	NC	Wilson & Kleefeld (builders)	Windows, front door, roof	Substantial alterations	
26	2870 THORNDIKE RD	1951	C	Wilson & Kleefeld (builders)		California Ranch	



ATTACHMENT B: INVENTORY OF PROPERTIES

	Address	Year Built	Contributing (C) Non-Contributing (NC)	Architect/ Builder	Alterations	Architectural Style or Reason for Non-Contributing Status	Photo
27	2875 THORNDIKE RD	1951	C	Wilson & Kleefeld (builders)		Modern Ranch	
28	2880 THORNDIKE RD	1951	C	Wilson & Kleefeld (builders)		California Ranch	
29	2885 THORNDIKE RD	1951	C	Wilson & Kleefeld (builders)		California Ranch	
30	2905 THORNDIKE RD	1951	C	Wilson & Kleefeld (builders)		California Ranch	

ATTACHMENT B: INVENTORY OF PROPERTIES

	Address	Year Built	Contributing (C) Non-Contributing (NC)	Architect/Builder	Alterations	Architectural Style or Reason for Non-Contributing Status	Photo
31	2910 THORNDIKE RD	1951	C	Wilson & Kleefeld (builders)		California Ranch	
32	2920 THORNDIKE RD	1951	C	Wilson & Kleefeld (builders)	Roof	California Ranch	
33	2925 THORNDIKE RD	1951	C	Wilson & Kleefeld (builders)	Windows, roof	California Ranch	
34	2930 THORNDIKE RD	1951	C	Wilson & Kleefeld (builders)	Windows	California Ranch	

ATTACHMENT B: INVENTORY OF PROPERTIES

	Address	Year Built	Contributing (C) Non-Contributing (NC)	Architect/ Builder	Alterations	Architectural Style or Reason for Non-Contributing Status	Photo
35	2935 THORNDIKE RD	1951	C	Wilson & Kleefeld (builders)	Front door	California Ranch	
36	2940 THORNDIKE RD	1951	C	Wilson & Kleefeld (builders)		California Ranch	
37	2945 THORNDIKE RD	1951	C	Wilson & Kleefeld (builders)	Windows	California Ranch	