

# Agenda Report

June 4, 2012

**TO:** Honorable Mayor and City Council

**THROUGH:** Finance Committee (May 14, 2012 and May 21, 2012)

**FROM:** City Manager

**SUBJECT: SCHEDULE OF TAXES, FEES, AND CHARGES**

**RECOMMENDATION:**

It is recommended that the City Council close the public hearing and approve the scheduled rate increases per the attached Schedule of Taxes, Fees, and Charges.

**BACKGROUND:**

Pasadena Municipal Code Section 1.08.060 provides that all taxes, fees, and charges referred to in the code will be adjusted on July 1<sup>st</sup> of each year to reflect changes in the Consumer Price Index (CPI) during the 12 months which ended the preceding March 1<sup>st</sup>. Pursuant to California Government Code Section 53750, the City Council has the authority to increase taxes pursuant to a CPI adjustment formula that was in place prior to November 6, 1996. The City's CPI formula was adopted in 1978. The municipal code requires the Director of Finance to compute the changes and submit them for review. The CPI for all urban consumers in the Los Angeles-Riverside-Orange County metropolitan areas increased by 2.09 percent between March 1, 2011 and March 1, 2012. The Fiscal Year (FY) 2013 Recommended Schedule of Taxes, Fees, and Charges was previously submitted to the City Council on May 14, 2012 pursuant to Pasadena Municipal Code Section 1.08.060 (C).

*Attachment A* shows the current rates of all taxes, fees, and charges affected by these provisions and the adjusted rates that would take effect July 1, 2012. Staff is recommending an increase of 2.09 percent to the flat amount tax rates to reflect the change in the most recent CPI data. Staff is not recommending changes to any tax rate which is based upon a percentage because under Proposition 218 these are subject to electoral approval. Further, the FY 2013 Grandstand Permit Application Tax, Rose Bowl Admission Tax, and Grandstand Seat Surcharge rates were approved by the City Council on December 12, 2011 and are not subject to change at this time.

The City Council took action on December 13, 2010 and approved an abatement credit for two years to the contractors' license fees under the Contracting and Building Trades Business License Ordinance 5.16.180 in the amount of 30 percent for the first year (FY 2012) and an additional 30 percent for the second year (FY 2013).


**COUNCIL POLICY CONSIDERATION:**

The City Council's strategic planning goal of maintaining fiscal responsibility and stability will be advanced by annually updating the Schedule of Taxes, Fees, and Charges.

**FISCAL IMPACT:**


When adopted, the amendments to the *Schedule of Taxes, Fees, and Charges* are expected to increase the revenues in FY 2013 in the General Fund by approximately \$114, 294 and other funds by \$195,211. These revenue projections have been factored into the General Fund Five-Year Plan, as well as the FY 2013 Recommended Operating Budget.

Respectfully submitted,




ANDREW GREEN  
Director of Finance  
Finance Department

Prepared by:



Michele Logan  
Management Analyst  
Finance Department

Approved by:



MICHAEL J. BECK  
City Manager

Attachments: 1

Attachment A – FY 2013 Recommended Schedule of Taxes, Fees, and Charges

Attachment A

**CITY OF PASADENA  
FISCAL YEAR 2013  
SCHEDULE OF TAXES, FEES AND CHARGES**

| <u>MUNICIPAL CODE SECTION</u>  | <u>ADOPTED<br/>FY2012<br/>RATE</u> | <u>RECOMMENDED<br/>FY2013<br/>RATE</u> |
|--|------------------------------------|--|
| 3.12.040 GRANDSTAND PERMIT APPLICATION TAX   |                                    |  |
| Per Seat   | 0.66 (1)                           | 0.66 (1)                               |
| Minimum  | 39.73 (1)                          | 39.73 (1)                              |
| 3.16.07 TOURNAMENT OF ROSES PROGRAM PERMIT DEPOSIT FEES  |                                    |  |
| Fee  | 87.34                              | 89.17                                  |
| For each of the cards  | 0.15                               | 0.16                                   |
| 4.17.050 RESIDENTIAL IMPACT FEE  |                                    |  |
| Per unit   | N/A                                | N/A                                    |
| Number of Bedrooms   |                                    |  |
| Studio   | 15,924.67                          | 16,257.49                              |
| 1  | 16,805.61                          | 17,156.85                              |
| 2  | 18,664.65                          | 19,054.75                              |
| 3  | 21,463.59                          | 21,912.18                              |
| 4  | 26,078.99                          | 26,624.04                              |
| 5 or more  | 29,477.23                          | 30,093.30                              |
| Per Unit Fee for Affordable Housing pursuant to the Inclusionary<br>Housing Regulations, Skilled Nursing Units, or Student Housing | 825.27                             | 842.52                                 |
| Fee Reduction of 30 Percent for Non-Affordable Units if Affordable<br>Housing is Built On-Site                                     |                                    |  |
| Studio   | 11,147.27                          | 11,380.25                              |
| 1  | 11,763.93                          | 12,009.79                              |
| 2  | 13,065.26                          | 13,338.32                              |
| 3  | 15,024.51                          | 15,338.52                              |
| 4  | 18,255.29                          | 18,636.83                              |
| 5 or more  | 20,634.06                          | 21,065.31                              |
| 4.19.040 TRAFFIC REDUCTION AND TRANSPORTATION<br>IMPROVEMENT FEE   |                                    |  |
| New Industrial use per square foot   | 3.27                               | 3.34                                   |
| New Office use per square foot   | 3.92                               | 4.01                                   |
| New Retail use per square foot   | 9.09                               | 9.28                                   |
| New Residential use per new unit   | 2,615.69                           | 2,670.36                               |

**Attachment A**

**CITY OF PASADENA  
FISCAL YEAR 2013  
SCHEDULE OF TAXES, FEES AND CHARGES**

| <u>MUNICIPAL CODE SECTION</u>                     | <u>ADOPTED<br/>FY2012<br/>RATE</u> | <u>RECOMMENDED<br/>FY2013<br/>RATE</u> |
|---|------------------------------------|--|
| 4.24.020 UNDERGROUND SURTAX RATE                  |                                    |  |
| First \$ 1,000 of monthly bill                    | 4.34%                              | 4.34%                                  |
| 4,000 of monthly bill                             | 3.70%                              | 3.70%                                  |
| 20,000 of monthly bill                            | 2.47%                              | 2.47%                                  |
| Over 25,000 of monthly bill                       | 1.21%                              | 1.21%                                  |
| 4.32.020 CONSTRUCTION TAX                         |                                    |  |
| Percentage of value                               | 1.92% (2)                          | 1.92% (2)                              |
| 4.36.020 REAL PROPERTY TRANSFER TAX               |                                    |  |
| For each \$500.00 of value                        | 0.275 (3)                          | 0.275 (3)                              |
| 4.44.030 TRANSIENT OCCUPANCY TAX                  |                                    |  |
| Percentage of rent                                | 12.11%                             | 12.11%                                 |
| 4.48.040 ROSE BOWL ADMISSION TAX                  |                                    |  |
| Tax   | 0.08 (1)                           | 0.08 (1)                               |
| Additional charge per \$1.00                      | 0.11 (1)                           | 0.11 (1)                               |
| Maximum   | 1.55 (1)                           | 1.55 (1)                               |
| 4.52.020 SEWER USE TAX                            |                                    |  |
| A. 100 cu. ft. - homes served under Ordinance     | 0.30                               | 0.30                                   |
| Maximum per year                                  | 140.75                             | 143.70                                 |
| B. 100 cu. ft. - homes not served under Ordinance | 0.37                               | 0.38                                   |
| Minimum per month                                 | 11.67                              | 11.92                                  |
| C. 100 cu. ft. - all other sources                | 0.53                               | 0.54                                   |
| 4.52.025 STORM DRAIN SEWER USE TAX                |                                    |  |
| Per unit of runoff quantity                       | 33.41                              | 34.11                                  |

Attachment A

**CITY OF PASADENA  
FISCAL YEAR 2013  
SCHEDULE OF TAXES, FEES AND CHARGES**

| <u>MUNICIPAL CODE SECTION</u>                            | <u>ADOPTED<br/>FY2012<br/>RATE</u>    | <u>RECOMMENDED<br/>FY2013<br/>RATE</u> |
|--|---------------------------------------|--|
| 4.53.3 SEWER FACILITIES CHARGE                           |                                       |  |
| Per gallon charge for sewage discharged per day          | 6.53                                  | 6.66                                   |
| <u>Occupancy</u>   | <u>Average Daily Flow</u>             |  |
| Apartment Building: Bachelor<br>or Single dwelling units | 100 gal/dwelling unit                 |  |
| 1 bedroom dwelling units                                 | 150 gal/DU                            |  |
| 2 bedroom dwelling units                                 | 200 gal/DU                            |  |
| 3 or more dwelling units                                 | 250 gal/DU                            |  |
| Auditoriums, churches, etc                               | 5 gal/seat                            |  |
| Automobile parking                                       | 25 gal/1000 sq ft gross floor area    |  |
| Bars, cocktail lounges, etc                              | 20 gal/seat                           |  |
| Commercial Shops & Stores                                | 100 gal/1000 sq ft gross floor area % |  |
| Hospitals (surgical)                                     | 500 gal/bed%                          |  |
| Hospitals (convalescent)                                 | 85 gal/bed                            |  |
| Hotels   | 150 gal/room                          |  |
| Medical Buildings  | 300 gal/1000 sq ft gross floor area   |  |
| Motels   | 150 gal/unit                          |  |
| Office Buildings   | 200 gal/1000 sq ft gross floor area   |  |
| Restaurants, cafeterias, etc                             | 50 gal/seat                           |  |
| Financial Institutions (banks)                           | 1000 gal/1000 sq ft gross floor area  |  |
| Service Shop, Service Stations                           | 100 gal/1000 sq ft gross floor area   |  |
| Laundromat   | 4600 gal/1000 sq ft gross floor area  |  |
| Animal Kennel (shelter)                                  | 100 gal/1000 sq ft gross floor area   |  |
| Nurseries/Greeneries                                     | 25 gal/1000 sq ft gross floor area    |  |
| Warehousing, Open Storage<br>(storage pace)              | 25 gal/1000 sq ft gross floor area    |  |
| Indoor Theatre (movies)                                  | 500 gal/1000 sq ft gross floor area   |  |
| Bowling, Skating Facilities                              | 1000 gal/1000 sq ft gross floor area  |  |
| Golf Course  | 100 gal/1000 sq ft gross floor area   |  |
| Mortuaries/Cemeteries                                    | 100 gal/1000 sq ft gross floor area   |  |
| Schools:   |                                       |  |
| Elementary or Jr. High                                   | 10/ gal/student                       |  |
| High Schools   | 15/ gal/student                       |  |
| Universities or Colleges                                 | 20/ gal/student                       |  |
| College Dormitories                                      | 85/ gal/student                       |  |
| 4.54.020 STREET LIGHT & TRAFFIC SIGNAL TAX               |                                       |  |
| Percentage of charges (first 1,000 KWH exempted)         | 7.43%                                 | 7.43%                                  |

Attachment A

**CITY OF PASADENA  
FISCAL YEAR 2013  
SCHEDULE OF TAXES, FEES AND CHARGES**

| <u>MUNICIPAL CODE SECTION</u>  | <u>ADOPTED<br/>FY2012<br/>RATE</u> | <u>RECOMMENDED<br/>FY2013<br/>RATE</u> |
|--|------------------------------------|--|
| <b>UTILITY USER TAXES</b>  |                                    |  |
| 4.56.030 TELEPHONE TAX   |                                    |  |
| Percentage of charges  | 8.28%                              | 8.28%                                  |
| 4.56.040 ELECTRICITY TAX   |                                    |  |
| Commercial - percentage of charges   | 7.67%                              | 7.67%                                  |
| Residential - percentage of charges  | 7.67%                              | 7.67%                                  |
| 4.56.050 GAS TAX   |                                    |  |
| Commercial - percentage of charges   | 7.90%                              | 7.90%                                  |
| Residential - percentage of charges  | 7.90%                              | 7.90%                                  |
| 4.56.060 WATER TAX   |                                    |  |
| Commercial - percentage of charges   | 7.67%                              | 7.67%                                  |
| Residential - percentage of charges  | 7.67%                              | 7.67%                                  |
| 4.56.070 CABLE TV TAX  |                                    |  |
| Percentage of charges  | 9.40%                              | 9.40%                                  |
| <b>4.109.180 LIBRARY SPECIAL TAX</b>   |                                    |  |
| Single family residence or residential unit<br>in a residential condominium project  | 34.55                              | 35.27                                  |
| Each residential unit of a multi-unit building<br>which is not a condominium project | 22.69                              | 23.16                                  |
| Each parcel of non-residential property  | 252.61                             | 257.89                                 |
| <b>BUSINESS LICENSE TAXES</b>  |                                    |  |
| 5.04.040 BUSINESS LICENSE MAXIMUM TAX  |                                    |  |
| Maximum  | 56,106.75                          | 57,279.39                              |
| 5.10.030 COMBINATION BUSINESSES TAX  |                                    |  |
| Off-sale alcoholic licenses<br>Additional per license                                | 935.11                             | 954.65                                 |
| <b>BUSINESS LICENSE TAXES, CONTINUED</b>   |                                    |  |
| 5.10.190 LICENSE TRANSFER TAX  |                                    |  |
| Per license  | 39.09                              | 39.91                                  |
| 5.10.210 DUPLICATE LICENSE TAX   |                                    |  |
| Fee for duplicate  | 7.83                               | 7.99                                   |

Attachment A

**CITY OF PASADENA  
FISCAL YEAR 2013  
SCHEDULE OF TAXES, FEES AND CHARGES**

| <u>MUNICIPAL CODE SECTION</u>                | <u>ADOPTED<br/>FY2012<br/>RATE</u> | <u>RECOMMENDED<br/>FY2013<br/>RATE</u> |
|--|------------------------------------|--|
| 5.16.020 GENERAL BUSINESS TAX                |                                    |  |
| License tax                                  | 145.86                             | 148.91                                 |
| Each employee in excess of one               | 29.17                              | 29.78                                  |
| 5.16.025 BUSINESS WITH TAKE-OUT SERVICE TAX  |                                    |  |
| Basic tax                                    | 291.71                             | 297.81                                 |
| Each employee in excess of one               | 58.35                              | 59.57                                  |
| 5.16.030 PROFESSIONAL BUSINESS TAX           |                                    |  |
| First professional                           | 388.95                             | 397.08                                 |
| For additional                               | 194.47                             | 198.54                                 |
| Non-professional employee                    | 29.17                              | 29.78                                  |
| 5.16.040 COIN OPERATED MACHINES TAX          |                                    |  |
| A. Vending Machines                          |                                    |  |
| 1. Annual tax                                |                                    |  |
| First \$5,000 gross receipts                 | 156.54                             | 159.81                                 |
| Each additional \$1,000                      | 7.78                               | 7.95                                   |
| 2. Per year per machine                      |                                    |  |
| \$.01 and under                              | 7.78                               | 7.95                                   |
| .02 to .05                                   | 15.63                              | 15.96                                  |
| .06 to .10                                   | 39.09                              | 39.91                                  |
| .11 OR MORE                                  | 78.26                              | 79.90                                  |
| B. Music and Game Machines                   |                                    |  |
| 1. Annual Tax                                |                                    |  |
| First \$5,000 Gross receipts                 | 156.54                             | 159.81                                 |
| Each additional \$1,000                      | 7.78                               | 7.95                                   |
| 2. Per year per machine                      | 156.54                             | 159.81                                 |
| 5.16.050 SERVICE BUSINESS TAX                |                                    |  |
| License tax                                  | 145.86                             | 148.91                                 |
| Each employee in excess of one               | 29.17                              | 29.78                                  |
| 5.16.070 NEW YEAR'S DAY RELATED BUSINESS TAX |                                    |  |
| A. Temporary-food/merchandise                |                                    |  |
| 1. Vendor                                    | 117.30                             | 119.76                                 |
| 2. Solicitor or peddler                      | 78.26                              | 79.89                                  |
| B. Grandstand seat surcharge                 | 5.35 (1)                           | 5.35 (1)                               |

**Attachment A**

**CITY OF PASADENA  
FISCAL YEAR 2013  
SCHEDULE OF TAXES, FEES AND CHARGES**

| <u>MUNICIPAL CODE SECTION</u>  | <u>ADOPTED<br/>FY2012<br/>RATE</u>                         | <u>RECOMMENDED<br/>FY2013<br/>RATE</u>                                     |
|--|--|--|
| 5.16.090 THEATERS TAX<br>Per seat  | 2.01   | 2.05   |
| 5.16.100 JUNK AND REFUSE COLLECTORS TAX<br>First four vehicles<br>Each additional vehicle  | 391.32<br>195.60   | 399.50<br>199.69   |
| 5.16.120 RETAIL AND WHOLESALE DELIVERY TAX<br>Per year   | 195.60   | 199.69   |
| 5.16.130 NEWSPAPERS AND ADVERTISING TAX<br>License tax<br>Each employee in excess of one   | 156.54<br>31.31  | 159.81<br>31.96  |
| 5.16.140 CHRISTMAS TREES TAX<br>License tax  | 156.54   | 159.81   |
| 5.16.150 AUCTIONS TAX<br>Per day   | 195.63   | 199.72   |
| 5.16.160 SELF-SERVICE MACHINES TAX<br>A. First \$5,000 or less of gross receipts<br>Each \$1,000 of gross receipts or fraction<br>thereof in excess of \$5,000<br>B. License tax per year<br>Per machine<br>Each employee in excess of one<br>C. Each machine in another licensed business | 78.26<br>7.78<br>156.54<br>15.63<br>31.31<br>15.63         | 79.90<br>7.95<br>159.81<br>15.96<br>31.96<br>15.96                         |
| 5.16.180 CONTRACTING & BUILDING TRADES (ANNUAL TAX)<br>General engineering contractor<br>General building contractor<br>Specialty contractor<br>Other building tradesman<br>Six-month license-percentage of annual tax<br>Three-month license-percentage of annual tax                     | 1,174.00<br>782.66<br>587.02<br>587.02<br>60.00%<br>30.00% | 1,198.54 (6)<br>799.02 (6)<br>599.28 (6)<br>599.28 (6)<br>60.00%<br>30.00% |



**Attachment A**

**CITY OF PASADENA  
FISCAL YEAR 2013  
SCHEDULE OF TAXES, FEES AND CHARGES**

| <u>MUNICIPAL CODE SECTION</u>              | <u>ADOPTED<br/>FY2012<br/>RATE</u> | <u>RECOMMENDED<br/>FY2013<br/>RATE</u> |
|--|------------------------------------|--|
| 5.16.190 RENTAL ACCOMMODATIONS TAX         |                                    |  |
| A. Hotel, Roominghouse, etc.               |                                    |  |
| Three rental accommodations                | 143.44                             | 146.44                                 |
| Each additional accommodation              | 15.63                              | 15.96                                  |
| B. Boarding Homes, Rest Homes, etc.        |                                    |  |
| First person accommodated                  | 137.09                             | 139.96                                 |
| Each additional person                     | 15.63                              | 15.96                                  |
| 5.16.200 CIRCUS OR MENAGERIE TAX           |                                    |  |
| Per day                                    | 782.66                             | 799.02                                 |
| 5.16.210 SIDE SHOW TAX                     |                                    |  |
| Per day                                    | 69.90                              | 71.36                                  |
| 5.16.220 ANIMALS TAX                       |                                    |  |
| Per day                                    | 174.47                             | 178.11                                 |
| 5.16.230 AMUSEMENT PARK TAX                |                                    |  |
| Per year - up to 5 devices                 | 698.12                             | 712.71                                 |
| Per each device in excess of 5             | 174.47                             | 178.11                                 |
| 5.16.240 BOXING AND WRESTLING TAX          |                                    |  |
| Three month license                        | 704.37                             | 719.09                                 |
| Per year                                   | 2,772.02                           | 2,829.96                               |
| 5.16.250 MOVING PICTURES TAX               |                                    |  |
| Per day City owned property                | 870.34                             | 888.53                                 |
| Per day Private property                   | 683.31                             | 697.59                                 |
| 10-20 days Nonresidentially zoned property | 6,833.11                           | 6,975.92                               |
| Still photography                          | 57.20                              | 58.39                                  |
| 5.16.260 OTHER AMUSEMENTS TAX              |                                    |  |
| Admission: Donation only per day           | 45.59                              | 46.55                                  |
| \$.25 and under per day                    | 45.59                              | 46.55                                  |
| \$.25 to \$.50 per day                     | 58.65                              | 59.87                                  |
| \$.51 and over per day                     | 78.26                              | 79.90                                  |

**Attachment A**

**CITY OF PASADENA  
FISCAL YEAR 2013  
SCHEDULE OF TAXES, FEES AND CHARGES**

| <u>MUNICIPAL CODE SECTION</u>                 | <u>ADOPTED<br/>FY2012<br/>RATE</u> | <u>RECOMMENDED<br/>FY2013<br/>RATE</u> |
|---|------------------------------------|--|
| 5.16.270 NON-RESIDENTIAL BUILDINGS TAX        |                                    |  |
| Base fee - Properties under 1,000 sq. ft.     | 78.15                              | 79.79                                  |
| Owner occupied                                | 39.08                              | 39.89                                  |
| Base fee - Properties over 1,000 sq. ft.      |                                    |  |
| First 1,000 sq. ft.                           | 156.30                             | 159.57                                 |
| Owner occupied                                | 78.15                              | 79.79                                  |
| Each additional 1,000 sq. ft.                 | 15.63                              | 15.96                                  |
| 5.20.040 ADVERTISEMENT FEES TAX               |                                    |  |
| One year                                      | 391.32                             | 399.50                                 |
| Six months                                    | 228.22                             | 232.99                                 |
| Three months                                  | 130.42                             | 133.15                                 |
| One month                                     | 52.16                              | 53.25                                  |
| 5.32.090 BILLIARD AND POOL ROOMS TAX          |                                    |  |
| Per application                               | 134.49                             | 137.30                                 |
| Each person named in application              | 26.93                              | 27.49                                  |
| Renewal                                       | 33.61                              | 34.31                                  |
| Each additional person not named              | 26.93                              | 27.49                                  |
| 5.33.060 BINGO GAMES WRITTEN APPLICATION FEES |                                    |  |
| Per application                               | 128.00                             | 130.67                                 |
| Renewal                                       | 128.00                             | 130.67                                 |
| 5.40.080 ESCORT BUREAUS APPLICATION           |                                    |  |
| Per application                               | 733.74                             | 749.07                                 |
| Renewal                                       | 652.23                             | 665.86                                 |
| 5.44.040 USE OF PUBLIC RIGHTS OF WAY          |                                    |  |
| Application processing fee                    | 336.29                             | 343.32                                 |
| 5.45.060 SEXUALLY ORIENTED BUSINESS           |                                    |  |
| A. Per application                            | 336.29                             | 343.32                                 |
| Per employee                                  | 336.29                             | 343.32                                 |
| B. Per renewal                                | 235.34                             | 240.26                                 |
| Per employee                                  | 235.34                             | 240.26                                 |

**Attachment A**

**CITY OF PASADENA  
FISCAL YEAR 2013  
SCHEDULE OF TAXES, FEES AND CHARGES**

| <u>MUNICIPAL CODE SECTION</u>                      | <u>ADOPTED<br/>FY2012<br/>RATE</u> | <u>RECOMMENDED<br/>FY2013<br/>RATE</u> |
|--|------------------------------------|--|
| 5.48.110 MASSAGE ESTABLISHMENT PERMIT FEES         |                                    |  |
| A. Per application                                 | 168.15                             | 171.67                                 |
| Per employee                                       | 67.31                              | 68.72                                  |
| B. Per renewal                                     | 100.87                             | 102.98                                 |
| Per employee                                       | 33.61                              | 34.31                                  |
| 5.56.030 LICENSE - PAWNBROKER OR SECONDHAND DEALER |                                    |  |
| Secondhand Dealer - each establishment             |                                    |  |
| or place of business                               | 20.06                              | 20.48                                  |
| Pawnbroker - each establishment                    |                                    |  |
| or place of business                               | 100.28                             | 102.37                                 |
| 5.56.040 JUNK DEALER OR COLLECTOR                  |                                    |  |
| Application -each establishment                    |                                    |  |
| or place of business                               | 200.55                             | 204.74                                 |
| For number of vehicles used in business:           |                                    |  |
| 1 vehicle  | None                               | None                                   |
| 2 to 4 vehicles                                    | 200.55                             | 204.74                                 |
| 5 or more vehicles                                 | 100.28                             | 102.37                                 |
| 5.60.070 SALES AND CLOSE-OUTS PERMIT FEES          |                                    |  |
| Permit for first 30 days                           | 652.24                             | 665.87                                 |
| 5.60.090 SALES AND CLOSE-OUTS PERMIT RENEWALS      |                                    |  |
| Renewal additional 30 days                         | 652.24                             | 665.87                                 |
| 5.68.030 UNDERGROUND FACILITIES USE                |                                    |  |
| Per duct ft. per year                              | 0.02                               | 0.02                                   |
| 5.72.220 TAXI CAB DRIVERS PERMIT FEES              |                                    |  |
| Permit   | 33.61                              | 34.31                                  |
| 5.72.230 TAXI CAB OWNERS PERMIT FEES               |                                    |  |
| Taxi - per year                                    | 391.32                             | 399.50                                 |
| Six months   | 228.22                             | 232.99                                 |
| Per day - New Years's Day only                     | 22.80                              | 23.28                                  |
| Limited owner - per year                           | 32.59                              | 33.27                                  |
| Temporary 30 days or less                          | 39.12                              | 39.94                                  |

**Attachment A**

**CITY OF PASADENA  
FISCAL YEAR 2013  
SCHEDULE OF TAXES, FEES AND CHARGES**

| <u>MUNICIPAL CODE SECTION</u>  | <u>ADOPTED<br/>FY2012<br/>RATE</u> | <u>RECOMMENDED<br/>FY2013<br/>RATE</u> |
|--|------------------------------------|--|
| 6.16.020 DOG LICENSE REGULATIONS<br>Transfer fee   | 4.93                               | 5.03                                   |
| 6.16.050 DOG LICENSE FEES<br>Spayed or neutered  | 15.40                              | 15.72                                  |
| Not spayed or neutered   | 30.77                              | 31.41                                  |
| 6.16.060 DOG LICENSE REGULATIONS<br>Time limit on fee payment  | 19.72                              | 20.14                                  |
| 6.16.100 DOG LICENSE REGULATIONS<br>Duplicate license tags   | 5.75                               | 5.87                                   |
| 6.20.090 REGULATIONS FOR KEEPING HORSES<br>Per year  | 17.14                              | 17.50                                  |
| 9.36.210 NOISE RESTRICTIONS - AMPLIFIED SOUND FEE FOR OPERATION<br>Per day   | 87.12                              | 88.94                                  |
| 9.48.030 FIRE HYDRANT CONNECTION PERMIT REQUIRED<br>Permit fee   | 17.68                              | 18.05                                  |
| 12.16.100 MOVING BUILDINGS ALONG STREETS - PERMIT, FEES, AND DEPOSITS<br>A. Class A permit                                     | 16.00 (4)                          | 16.00 (4)                              |
| B. Class B permit  | 176.83                             | 180.52                                 |
| C. Class C permit  | 176.83                             | 180.52                                 |
| D. Class D permit  | 282.89                             | 288.81                                 |
| E. Class E permit  | 583.50                             | 595.69                                 |
| 12.16.120 RELOCATION PERMITS REQUIRED (MOVING BUILDINGS)<br>APPLICATION FEE:   |                                    |  |
| For a building - minimum   | N/A                                | N/A                                    |
| For each dwelling unit, subject to<br>building minimum   | N/A                                | N/A                                    |
| For buildings located outside the city   | N/A                                | N/A                                    |
| 13.24.060 SEWER CONSTRUCTION & MAINTENANCE<br>CHANGE TO Y OR T<br>For permission to connect a house sewer to a<br>public sewer | 26.57                              | 27.12                                  |
| 13.24.400 SEWER DISCHARGE<br>Permit to discharge objectionable substance   | 26.57                              | 27.12                                  |
| 17.42.050 IN LIEU FEE (per square foot)<br>10-49 Rental Units  |                                    |  |
| Sub-area A   | TBD (5)                            | TBD (5)                                |
| Sub-area B   | 1.09                               | 1.11                                   |
| Sub-area C   | 24.02                              | 24.52                                  |

**Attachment A**

**CITY OF PASADENA  
FISCAL YEAR 2013  
SCHEDULE OF TAXES, FEES AND CHARGES**

| <u>MUNICIPAL CODE SECTION</u> | <u>ADOPTED<br/>FY2012<br/>RATE</u> | <u>RECOMMENDED<br/>FY2013<br/>RATE</u> |
|-------------------------------|------------------------------------|--|
| Sub-area D                    | 21.83                              | 22.29                                  |
| 50 + Rental Units             | 0.00                               | 0.00                                   |
| Sub-area A                    | TBD (5)                            | TBD (5)                                |
| Sub-area B                    | 1.09                               | 1.11                                   |
| Sub-area C                    | 32.75                              | 33.43                                  |
| Sub-area D                    | 30.57                              | 31.20                                  |
| 10-49 For Sale Units          |                                    |  |
| Sub-area A                    | 41.48                              | 42.35                                  |
| Sub-area B                    | 15.28                              | 15.60                                  |
| Sub-area C                    | 25.11                              | 25.63                                  |
| Sub-area D                    | 19.65                              | 20.06                                  |
| 50 + For Sale Units           |                                    |  |
| Sub-area A                    | 57.86                              | 59.07                                  |
| Sub-area B                    | 20.74                              | 21.17                                  |
| Sub-area C                    | 34.93                              | 35.66                                  |
| Sub-area D                    | 27.29                              | 27.86                                  |

**NOTES:**

- (1) The City Council took action to increase the rates for Grandstand Permit Application, Rose Bowl Admission Tax, and New Year's Day Related Business Grandstand Seat Surcharge on December 12, 2011. Fees are adjusted on February 1st of each year per Municipal Code Section 1.08.060
- (2) As in the prior year, the following fee waivers per unit are applicable for projects with less than or equal to 50% affordable units:
  - Very Low Household Income
  - Low Household Income
  - Moderate Household Income
 The following fee waiver per unit are applicable for projects with greater than 50% affordable units:
  - Very Low Household Income
  - Low Household Income
  - Moderate Household Income
 The maximum fee waiver (Construction Tax and Building Permit combined) will not exceed \$125,000 per project.
- (3) Rate established by State code.
- (4) Maximum Rate established by State code.
- (5) The rental in-lieu fees for Sub-area A shall be determined (TBD) in accordance with the external finance consultant (contracted by the Housing Department) at the time of application for payment of in-lieu fees for a rental housing project.
- (6) The City Council took action on 12/13/10 and approved an abatement credit for two years to the contractors' license fees under the Contracting and Building Trades Business License Ordinance 5.16.180 in the amount of 30% for the first year and an additional 30% for the second year.