

Agenda Report

September 26, 2011

TO: Honorable Mayor and City Council

THROUGH: Finance Committee

FROM: Department of Public Works

SUBJECT: **APPROVAL OF A JOURNAL VOUCHER AMENDING PROJECTS IN THE FISCAL YEAR 2012 CAPITAL IMPROVEMENT PROGRAM BUDGET**

RECOMMENDATION:

It is recommended that the City Council approve a journal voucher with a net increase of \$2,302,954 amending 19 projects in the Fiscal Year 2012 Capital Improvement Program Budget as detailed in the Fiscal Impact section of this report.

BACKGROUND:

As part of the process to update the Capital Improvement Program (CIP) budget, the Department of Public Works has completed this report detailing necessary budget adjustments. The budget adjustments are needed due to changes in the status of various capital projects. The budgetary changes to the projects are listed below and must be recognized through the City's journal voucher process to formalize the changes. The changes are summarized in Attachment A.

- 1. La Pintoresca Teen Center (71146) –** Staff recommends recognizing and appropriating \$46,128 in CDBG funds to close this project. On December 13, 2010, the City Council in conjunction with Pasadena Community Development Commission approved an amendment to the 2010 – 2011 CDBG Annual Action Plan to increase CDBG funding to the La Pintoresca Teen Education Center project by \$60,000. However, action was not memorialized through the journal voucher process. The Teen Center opened on time and under budget and as a result only \$46,128 of the allotted \$60,000 is needed for the project.
- 2. Preventive Maintenance – Asphalt Streets FY 2011 - 2015 (73901)**

Staff recommends the following amendments to this project:

- A. Recognize and appropriate \$1,335,008 in Federal Surface Transportation Program – Local (STPL) funds. The city was notified by METRO that these funds could be used in totality without a local match as a part of METRO's Toll Credit program. These funds will allow for the resurfacing of an additional 2.5 miles of streets in FY 2012 for a total of five miles. This is still below the City's annual goal of eight miles of resurfacing needed to maintain the quality of City streets.
 - B. Recognize and appropriate \$25,000 in Private Capital from the development at 155 Cordova Street to this project. These funds were collected as a condition of development for the installation of a median island on Cordova Street at Arroyo Parkway.
 - C. Transfer \$460,859 in Private Capital from this project to *Preventive Maintenance – Asphalt Streets – 2010 (73580)*. These funds are developers' payments to the City for fixing damaged asphalt and repaving work necessitated by their developments. The work was done as part of the Preventive Maintenance (PM) – Asphalt Streets – 2010 (73580) project and not the newer PM – Asphalt street project. This transfer will correct this misappropriation and allow the 2010 project to be closed.
- 3. Preventive Maintenance – Asphalt Streets - 2010 (73580)** – Staff recommends recognizing and appropriating \$290,520 in Traffic Congestion Relief funds and \$3,225 in Private Capital to this project so it can be closed. When streets are resurfaced with Federal or State money (as was the case with this project), the American Disability Act (ADA) requires wheelchair ramps on street corners be brought up to current ADA standards. This includes installing truncated domes and ensuring the grade of wheelchair ramps is no greater than 8.33 percent. The scope of work for the Preventive Maintenance (PM) – Asphalt Streets – 2010 project included adding truncated domes to 223 wheelchair ramp locations. Once project work began, 192 wheelchair ramp locations were found to exceed the grade requirement and had to be completely reconstructed to meet the current wheelchair ramp grade requirement. This was not included in the original scope of the project.
 - 4. Building Preventive Maintenance – FY 2011 – 2015 (71901)** – Staff recommends recognizing and appropriating \$22,515 in Private Capital received from T-Mobile for the placement of a cell tower on the upper parking lot at the City Yards. The funds will be used for slurry sealing the road that runs through the yards.
 - 5. Delacey, Schoolhouse, and Marriott Garage Improvements (72197)** – Staff recommends recognizing and appropriating \$154,200 in Old Pasadena Parking Fund to this project. The funds will be used to work on the emergency power and lighting systems, clearance bars, and updated directional signage at the Schoolhouse and Delacey garages. This appropriation was inadvertently omitted when the FY 2012 CIP was adopted.

- 6. South Access Pedestrian Bridge to the Sierra Madre Villa Light Rail Station (75068) and Replacement of Medium Duty Transit Vehicles (75040)** – Staff recommends transferring \$500,000 in Proposition C, \$1,390,442 in Proposition A - Transit, and \$609,558 in Blue Line Construction Authority funds to the *Replacement of Medium Duty Transit Vehicles (75040)* project. On December 13, 2010, Council approved an agenda report amending the project scope of the South Access Pedestrian Bridge and lowering the total estimate project cost. This will formalize that previously approved action. The transferred funds will be used toward the replacement of 15 ARTS buses.

Sufficient funds will remain in the new scaled down project – *South Access Pedestrian Corridor to the Sierra Madre Villa Light Rail Station (75068)*.

- 7. Playhouse District Streetscapes (73397)** – Staff recommends appropriating \$120,134 in Street Occupancy Fees to this project so it can be closed. Project expenses exceeded the budget due to the extensive review and revision of the tree removal and planting elements of the Playhouse District Streetscape Master Plan. As a result of the community outreach and input, larger trees were planted than originally planned. The larger trees cost significantly more.
- 8. Traffic Light Synchronization Program (75710)** – Staff recommends unappropriating \$112,000 in Proposition 1B – TLSP Grant from this project. The project scope was reduced from eight to six major arterial corridors reducing the total estimated cost and the grant by this amount.
- 9. Central Arroyo – Brookside Park Gate Renovation (77376)** – Staff recommends recognizing and appropriating \$6,828 in Residential Impact Fees to close this project. The project budget was \$60,000 and expenses totaled \$66,828. The overage was due to design changes during the construction phase of the project.
- 10. Tree Replacement/Planting – Citywide (78956)** – Staff recommends recognizing and appropriating \$4,376 from the Street Tree Revenue to close this project. The project was completed slightly over budget at a cost of \$267,876. This appropriation will allow this project to be closed.
- 11. SR 710 Mitigation Projects (various)** – In 2000, the City received \$24.5 million in Federal funds to mitigate traffic congestion along the SR 710 Corridor due to the freeway gap. On June 17, 2002, the City Council approved eight SR 710 Mitigation projects. The budget for the eight projects totaled \$34,519,618 from the following sources:

Federal Mitigation	\$24,478,744
Metropolitan Transportation Authority (Metro)	2,770,439
Caltrans	6,440,000
Sewer Maintenance and Construction Fund	377,874

Private Capital (Various)

452,561

TOTAL \$34,519,618

The projects have been completed and expenses totaled \$35,029,003. In order to close the projects, funding needs to be reallocated between projects and \$509,385 needs to be appropriated to cover the shortfall. The \$509,385 will come from these sources: \$330,125 in Private Capital from the remaining balance on the *Paseo Colorado Street and Traffic Mitigation (75029)* project, \$99,140 in Gold Line Surplus funds from the *South Access Pedestrian Corridor to the Sierra Madre Villa Light Rail Station (75068)* project, and \$80,120 from the available Street Occupancy Rental Charges. To complete the necessary journal vouchers, funds need to be unappropriated from the eight projects and reappropriated as detailed on Exhibit A – 710 Mitigation Projects – New Funding Allocation Details.

COUNCIL POLICY CONSIDERATION:

All of the above projects and actions address the City Council's goals to "Maintain fiscal responsibility and stability" and "Improve, maintain, and enhance public facilities and infrastructure." Also, all of the projects have been found consistent with the General Plan.

ENVIRONMENTAL ANALYSIS:


As work for each project moves through the City's approval process, the appropriate environmental analysis will be conducted and brought to the City Council.

FISCAL IMPACT:

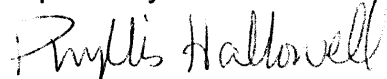
The cumulative impact of these recommendations will increase the FY 2012 CIP budget by \$2,302,954. The specific funding sources are listed below and Exhibit B shows the detail changes to each project.

Caltrans	\$	0
CDBG Funds	\$	46,128
Federal Surface Transportation Program	\$	1,335,008
Federal Traffic Mitigation Funds	\$	0
Gold Line Construction Authority	\$	0
Metro	\$	0
Old Pasadena Parking Fund	\$	154,200
Private Capital	\$	377,640
Proposition 1B - Traffic Light Synchronization Grant	\$	(112,000)
Proposition A Transit	\$	0
Proposition C	\$	0
Residential Impact Fees	\$	6,828
Sewer Maintenance and Construction Fund	\$	0
Street Occupancy Rental Fees	\$	200,254
Street Tree Revenue	\$	4,376
Traffic Congestion Relief Program	\$	290,520
Total Fiscal Impact	\$	2,302,954

Respectfully submitted,


JULIE A. GUTIERREZ,
Assistant City Manager/
Public Works Director

Prepared by:


Phyllis Hallowell
Management Analyst V

Approved by:



MICHAEL J. BECK
City Manager

Exhibit A: 710 Mitigation Projects – New Funding Allocation Details

Project Name	New Funding Allocation Detail							
	Total Project Cost	Federal Mitigation	Metro	Caltrans	Sewer	Private Capital	Street Occupancy	Gold Line Surplus
110 to 210 Connector/Marengo Interchange Emphasis (73126)	126,573	111,240	12,565	2,768	0	0	0	0
Lake and Walnut Intersection Mobility Improvements (73127)	1,095,734	885,305	100,000	110,429	0	0	0	0
Arroyo Parkway Enhancements (73201)	8,781,475	3,187,080	360,000	4,998,254	0	236,141	0	0
California Right Turn at Fair Oaks (73202)	347,555	306,402	34,610	6,543	0	0	0	0
California Right Turn at Raymond Avenue (73203)	1,720,625	1,386,495	160,000	29,183	0	144,947	0	0
Raymond to 110 Connector (73204)	7,315,728	6,343,208	716,504	256,016	0	0	0	0
Raymond Widening (73205)	4,697,442	3,782,267	423,843	0	377,874	71,473	41,985	0
Traffic Control and Monitoring Systems – ITS (75019)	10,943,871	8,476,747	962,917	1,036,807	0	330,125	38,135	99,140
Total	35,029,003	24,478,744	2,770,439	6,440,000	377,874	782,686	80,120	99,140

Note: Shaded numbers (totaling \$509,385) are new appropriations as explained in the report.

Exhibit B

	Project/Fund Source	Appropriations Through FY 2012	Changes	Revised Appropriation
1	La Pintoresca Teen Center (71146)			
	CDBG Funds	110,000	46,128	156,128
	Total	110,000	46,128	156,128
2	Preventive Maintenance - Asphalt Streets			
	FY 2011-FY 2015 (73901)			
	Federal Surface Transportation Program	316,000	1,335,008	1,651,008
	Private Capital - 155 Cordova Street	0	25,000	25,000
	Private Capital - Various	464,084	(464,084)	0
	Total	780,084	895,924	1,676,008
3	Preventative Maintenance - Asphalt Streets - 2010 (73580)			
	Traffic Congestion Relief Program	2,983,325	290,520	3,273,845
	Private Capital	177,588	464,084	641,672
	Total	3,160,913	754,604	3,915,517
4	Building Preventive Maintenance - FY 2011-FY 2015 (71901)			
	Private Capital - T-mobile	0	22,515	22,515
	Total	0	22,515	22,515
5	Delacey, Schoolhouse, and Marriott Garage Improvements (72197)			
	Old Pasadena Parking Fund	1,300,530	154,200	1,454,730
	Total	1,300,530	154,200	1,454,730
6	South Access Pedestrian Bridge to the Sierra Madre Villa Light Rail Station (75068)			
	Proposition A Transit	2,000,000	(1,390,442)	609,558
	Proposition C	500,000	(500,000)	0
	Gold Line Construction Authority	2,400,000	(708,698)	1,691,302
	Total	4,900,000	(2,599,140)	2,300,860
	Replacement of Medium Duty Transit Vehicles (75040)			
	Proposition A Transit	100,000	1,390,442	1,490,442
	Proposition C	19,859	500,000	519,859
	Gold Line Construction Authority	0	609,558	609,558
	Total	119,859	2,500,000	2,619,859
7	Playhouse District Streetscapes (73397)			
	Street Occupancy Rental Fees	0	120,134	120,134
	Total	0	120,134	120,134
8	Traffic Light Synchronization Project (75710)			
	Proposition 1B - Traffic Light Synchronization Grant	789,000	(112,000)	677,000
	Total	789,000	(112,000)	677,000
9	Central Arroyo - Brookside Park Gate Renovation (77376)			
	Residential Impact Fees	0	6,828	6,828
	Total	0	6,828	6,828
10	Tree Replacement/Planting - Phase III Citywide (78956)			
	Street Tree Revenue	0	4,376	4,376
	Total	0	4,376	4,376
11	710 Mitigation Projects (Eight Projects Below)			
	Federal Traffic Mitigation Funds	24,478,744	(24,478,744)	0
	Metro	2,770,439	(2,770,439)	0
	Caltrans	6,440,000	(6,440,000)	0
	Sewer Maintenance and Construction Fund	377,874	(377,874)	0
	Private Capital - Various	452,561	(452,561)	0
	Total	34,519,618	(34,519,618)	0
A.	110 to 210 Fwy Connector/Marengo Interchange Emphasis (73126)			
	Federal Traffic Mitigation Funds	0	111,240	111,240
	Metro	0	12,565	12,565
	Caltrans	0	2,768	2,768
	Total	0	126,573	126,573
B.	Lake Avenue and Walnut Street Intersection Improvements (73127)			
	Federal Traffic Mitigation Funds	0	885,305	885,305
	Metro	0	100,000	100,000
	Caltrans	0	110,429	110,429
	Total	0	1,095,734	1,095,734

Exhibit B

Project/Fund Source	Appropriations Through FY 2012	Changes	Revised Appropriation
C. Arroyo Parkway Enhancement (73201)			
Federal Traffic Mitigation Funds	0	3,187,080	3,187,080
Metro	0	360,000	360,000
Caltrans	0	4,998,254	4,998,254
Private Capital	0	236,141	236,141
Total	0	8,781,475	8,781,475
D. California Boulevard Right Turn at Fair Oaks (73202)			
Federal Traffic Mitigation Funds	0	306,402	306,402
Metro	0	34,610	34,610
Caltrans	0	6,543	6,543
Total	0	347,555	347,555
E. California Boulevard Right Turn at Raymond Ave (73203)			
Federal Traffic Mitigation Funds	0	1,386,495	1,386,495
Metro	0	160,000	160,000
Caltrans	0	29,183	29,183
Private Capital	0	144,947	144,947
Total	0	1,720,625	1,720,625
F. Raymond Avenue to 110 Fwy Connector (73204)			
Federal Traffic Mitigation Funds	0	6,343,208	6,343,208
Metro	0	716,504	716,504
Caltrans	0	256,016	256,016
Total	0	7,315,728	7,315,728
G. Raymond Avenue Widening (73205)			
Federal Traffic Mitigation Funds	0	3,782,267	3,782,267
Metro	0	423,843	423,843
Sewer Maintenance and Construction Fund	0	377,874	377,874
Private Capital - Various	0	71,473	71,473
Street Occupancy Rental Fees	0	41,985	41,985
Total	0	4,697,442	4,697,442
H. Traffic Control and Monitoring System - ITS (75019)			
Federal Traffic Mitigation Funds	0	8,476,747	8,476,747
Metro	0	962,917	962,917
Caltrans	0	1,036,807	1,036,807
Private Capital - Paseo Colorado	0	330,125	330,125
Gold Line Construction Authority	0	99,140	99,140
Street Occupancy Rental Fees	0	38,135	38,135
Total	0	10,943,871	10,943,871
Net Change		2,302,954	