

Agenda Report

APRIL 25, 2011

TO: Honorable Mayor and City Council
FROM: Department of Public Works
SUBJECT: PUBLIC HEARING – FY 2012-2016 RECOMMENDED CAPITAL IMPROVEMENT PROGRAM BUDGET

RECOMMENDATION:

It is recommended that the City Council:

1. Open the public hearing on the City Manager's Recommended FY 2012-2016 Capital Improvement Budget;
2. Continue this public hearing to each subsequent meeting of the Council at 7:30pm until June 6, 2011 or such other date as the City Council may determine, and at which time the City Council will be asked to close the public hearing and formally adopt the FY 2012-2016 Capital Improvement Program Budget; and
3. Refer the City Manager's Recommended FY 2012-2016 Capital Improvement Program Budget to the Finance Committee and direct the meetings be noticed as joint meetings between the Finance Committee and the City Council.

BACKGROUND:

The City of Pasadena Charter requires that the proposed FY 2012-2016 Capital Improvement Program (CIP) Budget for the upcoming fiscal year be submitted to the City Council. As part of the process of adoption, the City Council is requested to formally open the public hearing on the recommended Capital Improvement Program Budget and continue the public hearing weekly until the recommendation to adopt the FY 2012-2016 CIP is presented by the Finance Committee to the City Council.

The CIP budget identifies funding for major capital improvement projects throughout the City's infrastructure. The FY 2012 budget contains 204 active projects with a total estimated cost of \$947,598,903, and a total recommended appropriation of \$155,006,400 to 88 projects as outlined on Attachment A. In addition, a total of 14 new projects have been added.

Copies of the Recommended FY 2012-2016 CIP have been placed in all the public libraries and in the City Clerk's office. The CIP hearings with the Finance Committee began on April 18, 2011, will continue on April 25, 2011, and are scheduled to conclude on May 9, 2011. All meetings will begin at 3:00pm. Following the review by the Finance Committee, a final recommended Capital Improvement Program Budget is scheduled to be presented to the City Council, along with the Operating Budget, for adoption on June 6, 2011, or shortly thereafter. The schedule for the Finance Committee's review of the CIP is listed below.

Schedule For Joint Finance Committee/City Council Public Hearings

On April 18, 2011

- *City Manager Overview*
- *Parks and Landscaping*
- *Arroyo Projects*
- *Streets and Streetscapes*
- *Transportation and Parking Facilities*

On April 25, 2011

- *Municipal Buildings and Facilities*
- *Sewers and Storm Drains*
- *Street Lighting and Electrical System Undergrounding*
- *Technology Projects*
- *Pasadena Center Improvements*

On May 9, 2011

- *Rose Bowl Improvements*
- *Water System*
- *Electric System*
- *CIP Wrap-Up*

The schedule is subject to change based on the Joint Finance Committee/City Council Meeting discussions.

COUNCIL POLICY CONSIDERATION:

All projects in the Recommended Capital Improvement Program address the City Council's goals to "Maintain fiscal responsibility" and "Improve, maintain, and enhance public facilities and infrastructure." Also, all of the projects have been found consistent with the General Plan.


ENVIRONMENTAL ANALYSIS:

As work for each project moves through the City's approval process, the appropriate environmental analysis will be conducted and brought to the City Council.


FISCAL IMPACT:

The total recommended appropriations in the FY 2012 Capital Improvement Program are \$155,006,400. Appropriations are incorporated in the operating budget for each fiscal year. Details regarding the sources of funding are attached. See Attachment B.

Respectfully submitted,



JULIE GUTIERREZ
Assistant City Manager/
Acting Director of Public Works

Prepared by:




Sharon Killoran, Management Analyst
Department of Public Works

Approved by:


MICHAEL J. BECK
City Manager

Concurred by:


ANDREW GREEN
Director of Finance

FY 2012 - 2016 Capital Improvement Program
Totals by Category

Description	Total Estimated Costs	Appropriated Through FY 2011	Recommended FY 2012	Proposed FY 2013	Proposed FY 2014	Proposed FY 2015	Proposed FY 2016
Municipal Buildings and Facilities	13,003,900	1,753,900	1,800,000	1,000,000	1,000,000	1,000,000	6,450,000
Streets and Streetscapes	43,014,199	24,674,800	5,900,586	2,371,914	1,797,250	1,797,250	6,472,399
Street Lighting	8,482,900	3,658,700	75,000	25,000	25,000	25,000	4,674,200
Street Lighting and Electric Undergrounding	52,351,920	31,113,220	4,356,250	4,737,950	6,188,500	5,956,000	0
Transportation and Parking Facilities	71,796,161	24,292,291	1,472,564	5,388,383	6,833,923	2,844,000	30,965,000
Sewers and Storm Drains	16,458,413	7,100,315	1,740,000	2,090,000	2,090,000	2,090,000	1,348,098
Rose Bowl Improvements	168,772,000	48,287,000	71,500,000	30,700,000	12,200,000	200,000	5,885,000
Parks and Landscaping	37,521,623	11,271,867	3,040,000	7,000,000	0	38,500	16,171,256
Parks and Landscaping - Landscape Projects	1,000,000	0	250,000	0	0	0	750,000
Arroyo Projects - Hahamongna	7,867,553	5,452,953	100,000	0	0	0	2,314,600
Arroyo Projects - Central Arroyo	4,066,035	2,701,346	0	0	0	0	1,364,689
Arroyo Projects - Lower Arroyo	4,284,638	2,258,779	0	0	0	0	2,025,859
Pasadena Center Improvements	3,000,000	3,000,000	0	0	0	0	0
Water System	105,794,307	43,160,557	10,000,000	15,917,500	9,518,750	13,780,000	13,417,500
Electric System	393,886,795	70,034,795	53,870,000	70,907,000	90,892,500	62,172,500	46,010,000
Technology Projects	16,298,459	11,102,459	902,000	811,000	625,000	625,000	2,233,000
Grand Total	947,598,903	289,862,982	155,006,400	140,948,747	131,170,923	90,528,250	140,081,601

Totals by Category

ATTACHMENT A

Exhibit B
Recommended FY 2012 - 2016 Capital Improvement Program

		Total Estimated Cost	FY 2012 Recommended	Funding Detail	
Municipal Buildings and Facilities					
1	Building Preventive Maintenance - FY 2011 - 2015 (71901)	5,000,000	1,000,000	1,000,000	Building Preventive Maintenance Fund
3	Renovation and/or Replacement of Fire Station #32	7,250,000	800,000	800,000	General Fund
Municipal Buildings and Facilities Total Appropriations:			1,800,000		

Streets and Streetscapes

1	Preventive Maintenance - Asphalt Streets FY 2011 - 2015 (73901)	7,461,859	1,800,000	1,800,000	Gas Tax
2	Preventive Maintenance - Bridge FY 2011 - 2015 (73902)	350,000	50,000	50,000	Gas Tax
3	Pedestrian Accessibility FY 2011 - 2015 (73903)	1,000,000	200,000	22,050	Sewer Maintenance and Construction Fund
				177,950	Gas Tax
4	Improvement of Alleys and Concrete Streets - FY 2011- 2015 (73904)	3,790,000	2,300,000	2,000,000	Underground Surtax - Power Facilities
				300,000	Gas Tax
6	Installation/Replacement of Guard Rails FY 2011 - 2015 (73905)	144,000	31,000	31,000	Gas Tax
8	Fair Oaks/Orange Grove Specific Plan - Transportation Issues - Phase II	783,914	94,442	74,442	State Transportation Improvement Program - TE
				20,000	Gas Tax
9	East Colorado Boulevard Specific Plan (73582)	2,130,426	1,425,144	182,000	Gas Tax
				1,243,144	Metropolitan Transit Authority
Streets and Streetscapes Total Appropriations:			5,900,586		

Street Lighting

1	Street Lighting For Residential Streets - Various Locations (74411)	2,379,000	75,000	75,000	Gas Tax
Street Lighting Total Appropriations:			75,000		

Street Lighting and Electric Undergrounding

1	Miscellaneous - Electric System Undergrounding - FY 2011 - 2015 (74480)	2,500,000	500,000	500,000	Underground Surtax - Power Facilities
2	Los Robles Avenue - Electric System Undergrounding, Washington Blvd. to North City Limits (74841)	2,512,520	525,000	525,000	Underground Surtax - Power Facilities
3	Hill Avenue - Street Lighting and Electric System Undergrounding, Villa St. to North City Limits (74488)	10,791,100	1,737,500	1,737,500	Underground Surtax - Power Facilities

ATTACHMENT B

Exhibit B
Recommended FY 2012 - 2016 Capital Improvement Program

	Total Estimated Cost	FY 2012 Recommended	Funding Detail		
5	Alpine Street - Street Lighting and Electrical System Undergrounding, Marengo Avenue to El Molino Avenue (74801)	3,863,350	501,250	501,250	Underground Surtax - Power Facilities
6	Mountain Street - Street Lighting and Electrical System Undergrounding, Lake Avenue to Hill Avenue (74909)	2,527,500	1,092,500	1,092,500	Underground Surtax - Power Facilities
Street Lighting and Electric Undergrounding Total Appropriations:			4,356,250		

Transportation and Parking Facilities

1	Neighborhood Traffic Management - FY 2011 - 2015 (75903)	750,000	150,000	150,000	Gas Tax
2	Mobility Corridor Improvements - FY 2011 - 2015 (75904)	250,000	50,000	50,000	Gas Tax
4	Pasadena Bicycle Program FY 2010 - 2013 (75600)	503,754	66,843	66,843	TDA Article 3
5	Intelligent Transportation System (ITS) Equipment Upgrades/Replacement - FY 2011 - 2015 (75906)	250,000	50,000	50,000	Gas Tax
21	City-Owned Parking Structures and Lots - Preventive Maintenance (72613)	1,170,000	25,000	5,000	Parking Meter Revenue - Civic Center
				5,000	Parking Operation Fund
				15,000	Playhouse District Fund
22	South Lake Avenue - Parking District Improvements (75017)	490,000	15,000	15,000	South Lake Parking Fund
23	South Lake Parking Lots - Preventive Maintenance (75014)	545,000	35,000	35,000	South Lake Parking Fund
24	Paseo Colorado Parking Structure Improvements (75018)	935,000	350,000	350,000	Paseo Colorado Parking Fund
28	Civic Center Parking Structure Study	100,000	100,000	100,000	General Fund
29	Arterials Speed Management Program (75605)	607,000	75,000	75,000	Gas Tax
30	Federal and State Traffic Sign Compliance Program (75915)	100,000	25,000	25,000	Gas Tax
31	Detection of Bicycles at Intersections Controlled by Traffic Signals	2,494,504	65,785	52,628	MTA Grant - Federal Flexible CMAQ Funds
				13,157	TDA Article 3
32	Pasadena Wayfinding System	2,197,783	338,565	259,680	MTA Grant - Federal Flexible CMAQ Funds
				78,885	Pasadena Community Development Commission
34	Zero Emission Vehicle Charging Stations	717,275	35,471	28,377	MTA Grant - Federal Flexible CMAQ Funds
				7,094	Public Benefit Charge (Power Fund)
36	Pedestrian Safety Enhancements at Signalized Intersections	455,000	54,900	54,900	Highway Safety Improvement Grant
37	Left Turn Signal Phasing at Colorado Blvd. and Orange Grove Blvd. and at Orange Grove Blvd. and Holly St.	253,000	22,500	22,500	Highway Safety Improvement Grant
38	Traffic Signal Improvements at Pasadena Avenue and Walnut Street	108,900	13,500	13,500	Highway Safety Improvement Grant
Transportation and Parking Facilities Total Appropriations:			1,472,564		

ATTACHMENT B

Exhibit B
Recommended FY 2012 - 2016 Capital Improvement Program

		Total Estimated Cost	FY 2012 Recommended	Funding Detail	
Sewers and Storm Drains					
1	Preventive Maintenance - Sewer System FY 2011 - 2015 (76901)	3,850,000	650,000	650,000	Sewer Maintenance and Construction Fund
2	Preventive Maintenance - Corrugated Metal Pipe (CMP) Storm Drains FY 2011 - 2015 (76902)	1,100,000	200,000	200,000	Sewer Maintenance and Construction Fund
3	Preventive Maintenance - Curbs and Gutters FY 2011 - 2015 (76903)	1,441,604	250,000	250,000	Sewer Maintenance and Construction Fund
4	Storm Drain Structure Repairs and Improvements FY 2011 - 2015 (76904)	450,000	90,000	90,000	Sewer Maintenance and Construction Fund
5	NPDES - Storm Water Pollution Prevention Program (76290)	2,570,000	250,000	250,000	Sewer Maintenance and Construction Fund
8	Sewer Capacity Upgrades - FY 2011 - 2015 (76906)	1,782,909	300,000	300,000	Sewer Facility Charge
Sewers and Storm Drains Total Appropriations:			1,740,000		

Rose Bowl Improvements

1	Rose Bowl Renovation Project (84002)	152,000,000	70,000,000	70,000,000	2010 Rose Bowl Bond Proceeds
2	Implementation of the Master Plan for the Brookside Golf Course (88043)	9,600,000	1,500,000	1,500,000	Golf Course CIP Set-Aside
Rose Bowl Improvements Total Appropriations:			71,500,000		

Parks and Landscaping

2	Central Park - Implement Master Plan (78461)	3,500,000	1,000,000	1,000,000	Pasadena Community Development Commission
6	Villa Parke Community Center Boxing Ring and Gymnasium	1,040,000	1,040,000	250,000 790,000	Pasadena Community Development Commission Private Capital
7	Robinson Park - Implement Master Plan Phase II	15,895,000	1,000,000	1,000,000	General Fund
Parks and Landscaping Total Appropriations:			3,040,000		

Parks and Landscaping - Landscape Projects

1	Tree Replacement/Planting - Citywide	1,000,000	250,000	250,000	State Environmental Enhancement Mitigation Grant 2010-11
Parks and Landscaping - Landscape Projects Total Appropriations:			250,000		

Arroyo Projects - Hahamongna

ATTACHMENT B

Exhibit B
Recommended FY 2012 - 2016 Capital Improvement Program

	Total Estimated Cost	FY 2012 Recommended	Funding Detail	
8 Implement Master Plan - Habitat Restoration - Phases I and II (77508)	620,000	100,000	100,000	State Environmental Enhancement Mitigation Grant 2010-11
Arroyo Projects - Hahamongna Total Appropriations:		100,000		

Water System

1 Fire Protection System Improvements (1019)	6,868,718	1,000,000	1,000,000	Water Bond
2 Meters and Services (1002)	9,479,671	2,500,000	2,500,000	CIC Funding
3 Distribution Mains (1001)	18,788,713	1,000,000	1,000,000	Water Bond
4 Miscellaneous Water System Improvements (1006)	2,400,533	500,000	500,000	CIC Funding
5 Upgrade Well Pumps, Booster Pumps, Switchgears and Meters (1020)	6,219,412	300,000	300,000	Water Bond
7 Arroyo Spreading Basins and Intake Structures (1040)	4,522,870	800,000	300,000	Proposition 84 60,000 CIC Funding 440,000 Federal Emergency Management Agency
11 Reservoir Improvements (1037)	6,571,543	300,000	300,000	Water Bond
14 Geographic Information System - Water and Power Department (1009)	1,003,903	100,000	100,000	Water Fund
16 Customer Information System (1011)	4,178,553	1,000,000	1,000,000	Water Fund
17 Sunset Perchlorate Treatment Plant (1062)	3,455,898	1,000,000	1,000,000	Water Bond
19 Customer Driven Meters and Services (1003)	6,503,614	1,500,000	1,500,000	Aid to Construction (Water)
Water System Total Appropriations:		10,000,000		

Electric System

1 Services from Utility Underground System Private Property Vaults (3001)	16,068,679	2,800,000	2,800,000	Aid to Construction (Power)
2 Services from Public Right-Of-Way (3023)	8,377,473	1,400,000	1,400,000	Aid to Construction (Power)
3 Distribution System Expansion (3002)	4,430,220	750,000	750,000	Power Fund
5 Wood Utility Pole Replacement/Reinforcement Program (3117)	3,268,620	600,000	600,000	Power Fund
7 Switchgear Upgrades for Power System Facilities (3090)	28,221,330	4,700,000	4,700,000	Power Fund
8 Substation Oil Containment (3128)	1,400,452	300,000	300,000	Power Fund
9 Customer Load Research Program (3109)	1,107,736	150,000	150,000	Power Fund
13 Supervisory Control and Data Acquisition System Expansion (3073)	3,797,499	100,000	100,000	Power Fund
17 Cable Replacement and Testing (3137)	11,569,190	1,000,000	1,000,000	Power Fund

ATTACHMENT B

Exhibit B
Recommended FY 2012 - 2016 Capital Improvement Program

		Total Estimated Cost	FY 2012 Recommended	Funding Detail	
21	Substation Capacitor Banks (3015)	4,072,110	1,000,000	1,000,000	Power Fund
26	B-3 Renewals, Replacements, and Improvements (3148)	1,817,657	300,000	300,000	Power Fund
31	Power Supply Integrated Resource Planning and Design (3160)	893,502	50,000	50,000	Power Fund
32	Distribution Capacity and Reliability Sustaining Program (3161)	23,737,871	3,500,000	3,500,000	Power Fund
35	Power Meter Installation and Replacement Program (3173)	2,233,314	600,000	600,000	Power Fund
37	Water and Power Warehouse Modernization (3175)	4,491,466	1,000,000	1,000,000	Power Fund
39	Azusa Hydro - Renewals and Replacements (3179)	1,932,408	200,000	200,000	Power Fund
40	Power Production Facility Improvements (3180)	1,447,773	300,000	300,000	Power Fund
41	Substation and Dispatch Facilities Improvements (3181)	1,635,362	450,000	450,000	Power Fund
42	GT-1 and GT-2 Renewals, Replacements, and Improvements (3182)	705,735	200,000	200,000	Power Fund
43	Replacement and Upgrade of Electric Equipment and Facilities (3185)	12,294,573	2,500,000	2,500,000	Power Fund
44	GT-3 and GT-4 Renewals, Replacements, and Improvements (3186)	3,092,875	350,000	350,000	Power Fund
46	Santa Anita Substation Upgrade (3189)	474,842	50,000	50,000	Power Fund
47	Power Transmission Program (3190)	1,580,134	120,000	120,000	Power Fund
49	Local Generation Repowering Project - Phase II (3194)	121,752,430	26,500,000	26,500,000	Power Bond
50	4 kV Distribution System Conversion (3191)	32,467,763	3,200,000	3,200,000	Power Fund
51	Distribution System Automation and Smart Grid (3192)	19,783,847	1,500,000	1,500,000	Power Fund
56	Distribution Capacitor Banks (3012)	1,560,000	50,000	50,000	Power Fund
57	Outage Management System (3201)	1,150,000	100,000	100,000	Power Fund
58	Demand Side Management (3202)	1,150,000	100,000	100,000	Power Fund
Electric System Total Appropriations:			53,870,000		

Technology Projects

2	Department of Information Technology (DOIT) Equipment (71127)	7,522,269	777,000	277,000	Computing and Communication Fund
				500,000	General Fund
5	City Fiber Network Expansion	300,000	75,000	75,000	Telecommunication Fund
6	Data Center Consolidation	500,000	50,000	50,000	Computing and Communication Fund
Technology Projects Total Appropriations:			902,000		

Grand Total Appropriations: 155,006,400

ATTACHMENT B