

Agenda Report

APRIL 25, 2011

TO: Honorable Mayor and City Council
FROM: Department of Public Works
SUBJECT: PUBLIC HEARING – FY 2012-2016 RECOMMENDED CAPITAL IMPROVEMENT PROGRAM BUDGET

RECOMMENDATION:

It is recommended that the City Council:

1. Open the public hearing on the City Manager's Recommended FY 2012-2016 Capital Improvement Budget;
2. Continue this public hearing to each subsequent meeting of the Council at 7:30pm until June 6, 2011 or such other date as the City Council may determine, and at which time the City Council will be asked to close the public hearing and formally adopt the FY 2012-2016 Capital Improvement Program Budget; and
3. Refer the City Manager's Recommended FY 2012-2016 Capital Improvement Program Budget to the Finance Committee and direct the meetings be noticed as joint meetings between the Finance Committee and the City Council.

BACKGROUND:

The City of Pasadena Charter requires that the proposed FY 2012-2016 Capital Improvement Program (CIP) Budget for the upcoming fiscal year be submitted to the City Council. As part of the process of adoption, the City Council is requested to formally open the public hearing on the recommended Capital Improvement Program Budget and continue the public hearing weekly until the recommendation to adopt the FY 2012-2016 CIP is presented by the Finance Committee to the City Council.

The CIP budget identifies funding for major capital improvement projects throughout the City's infrastructure. The FY 2012 budget contains 204 active projects with a total estimated cost of \$947,598,903, and a total recommended appropriation of \$155,006,400 to 88 projects as outlined on Attachment A. In addition, a total of 14 new projects have been added.

Copies of the Recommended FY 2012-2016 CIP have been placed in all the public libraries and in the City Clerk's office. The CIP hearings with the Finance Committee began on April 18, 2011, will continue on April 25, 2011, and are scheduled to conclude on May 9, 2011. All meetings will begin at 3:00pm. Following the review by the Finance Committee, a final recommended Capital Improvement Program Budget is scheduled to be presented to the City Council, along with the Operating Budget, for adoption on June 6, 2011, or shortly thereafter. The schedule for the Finance Committee's review of the CIP is listed below.

Schedule For Joint Finance Committee/City Council Public Hearings

On April 18, 2011

- *City Manager Overview*
- *Parks and Landscaping*
- *Arroyo Projects*
- *Streets and Streetscapes*
- *Transportation and Parking Facilities*

On April 25, 2011

- *Municipal Buildings and Facilities*
- *Sewers and Storm Drains*
- *Street Lighting and Electrical System Undergrounding*
- *Technology Projects*
- *Pasadena Center Improvements*

On May 9, 2011

- *Rose Bowl Improvements*
- *Water System*
- *Electric System*
- *CIP Wrap-Up*

The schedule is subject to change based on the Joint Finance Committee/City Council Meeting discussions.

COUNCIL POLICY CONSIDERATION:

All projects in the Recommended Capital Improvement Program address the City Council's goals to "Maintain fiscal responsibility" and "Improve, maintain, and enhance public facilities and infrastructure." Also, all of the projects have been found consistent with the General Plan.


ENVIRONMENTAL ANALYSIS:

As work for each project moves through the City's approval process, the appropriate environmental analysis will be conducted and brought to the City Council.


FISCAL IMPACT:

The total recommended appropriations in the FY 2012 Capital Improvement Program are \$155,006,400. Appropriations are incorporated in the operating budget for each fiscal year. Details regarding the sources of funding are attached. See Attachment B.

Respectfully submitted,



JULIE GUTIERREZ
Assistant City Manager/
Acting Director of Public Works

Prepared by:




Sharon Killoran, Management Analyst
Department of Public Works

Approved by:


MICHAEL J. BECK
City Manager

Concurred by:


ANDREW GREEN
Director of Finance

FY 2012 - 2016 Capital Improvement Program
Totals by Category

Description	Total Estimated Costs	Appropriated Through FY 2011	Recommended FY 2012	Proposed FY 2013	Proposed FY 2014	Proposed FY 2015	Proposed FY 2016
Municipal Buildings and Facilities	13,003,900	1,753,900	1,800,000	1,000,000	1,000,000	1,000,000	6,450,000
Streets and Streetscapes	43,014,199	24,674,800	5,900,586	2,371,914	1,797,250	1,797,250	6,472,399
Street Lighting	8,482,900	3,658,700	75,000	25,000	25,000	25,000	4,674,200
Street Lighting and Electric Undergrounding	52,351,920	31,113,220	4,356,250	4,737,950	6,188,500	5,956,000	0
Transportation and Parking Facilities	71,796,161	24,292,291	1,472,564	5,388,383	6,833,923	2,844,000	30,965,000
Sewers and Storm Drains	16,458,413	7,100,315	1,740,000	2,090,000	2,090,000	2,090,000	1,348,098
Rose Bowl Improvements	168,772,000	48,287,000	71,500,000	30,700,000	12,200,000	200,000	5,885,000
Parks and Landscaping	37,521,623	11,271,867	3,040,000	7,000,000	0	38,500	16,171,256
Parks and Landscaping - Landscape Projects	1,000,000	0	250,000	0	0	0	750,000
Arroyo Projects - Hahamongna	7,867,553	5,452,953	100,000	0	0	0	2,314,600
Arroyo Projects - Central Arroyo	4,066,035	2,701,346	0	0	0	0	1,364,689
Arroyo Projects - Lower Arroyo	4,284,638	2,258,779	0	0	0	0	2,025,859
Pasadena Center Improvements	3,000,000	3,000,000	0	0	0	0	0
Water System	105,794,307	43,160,557	10,000,000	15,917,500	9,518,750	13,780,000	13,417,500
Electric System	393,886,795	70,034,795	53,870,000	70,907,000	90,892,500	62,172,500	46,010,000
Technology Projects	16,298,459	11,102,459	902,000	811,000	625,000	625,000	2,233,000
Grand Total	947,598,903	289,862,982	155,006,400	140,948,747	131,170,923	90,528,250	140,081,601

Totals by Category

ATTACHMENT A

Exhibit B

Recommended FY 2012 - 2016 Capital Improvement Program

		Total Estimated Cost	FY 2012 Recommended	Funding Detail
Municipal Buildings and Facilities				
1	Building Preventive Maintenance - FY 2011 - 2015 (71901)	5,000,000	1,000,000	Building Preventive Maintenance Fund
3	Renovation and/or Replacement of Fire Station #32	7,250,000	800,000	General Fund
Municipal Buildings and Facilities Total Appropriations:			1,800,000	

Streets and Streetscapes

1	Preventive Maintenance - Asphalt Streets FY 2011 - 2015 (73901)	7,461,859	1,800,000	1,800,000 Gas Tax
2	Preventive Maintenance - Bridge FY 2011 - 2015 (73902)	350,000	50,000	50,000 Gas Tax
3	Pedestrian Accessibility FY 2011 - 2015 (73903)	1,000,000	200,000	22,050 Sewer Maintenance and Construction Fund 177,950 Gas Tax
4	Improvement of Alleys and Concrete Streets - FY 2011 - 2015 (73904)	3,790,000	2,300,000	2,000,000 Underground Surtax - Power Facilities 300,000 Gas Tax
6	Installation/Replacement of Guard Rails FY 2011 - 2015 (73905)	144,000	31,000	31,000 Gas Tax
8	Fair Oaks/Orange Grove Specific Plan - Transportation Issues - Phase II	783,914	94,442	74,442 State Transportation Improvement Program - TE 20,000 Gas Tax
9	East Colorado Boulevard Specific Plan (73582)	2,130,426	1,425,144	182,000 Gas Tax 1,243,144 Metropolitan Transit Authority
Streets and Streetscapes Total Appropriations:			5,900,586	

Street Lighting

1	Street Lighting For Residential Streets - Various Locations (74411)	2,379,000	75,000	75,000 Gas Tax
Street Lighting Total Appropriations:			75,000	

Street Lighting and Electric Undergrounding

1	Miscellaneous - Electric System Undergrounding - FY 2011 - 2015 (74480)	2,500,000	500,000	500,000 Underground Surtax - Power Facilities
2	Los Robles Avenue - Electric System Undergrounding, Washington Blvd. to North City Limits (74841)	2,512,520	525,000	525,000 Underground Surtax - Power Facilities
3	Hill Avenue - Street Lighting and Electric System Undergrounding, Villa St. to North City Limits (74488)	10,791,100	1,737,500	1,737,500 Underground Surtax - Power Facilities

Exhibit B

Recommended FY 2012 - 2016 Capital Improvement Program

	Total Estimated Cost	FY 2012 Recommended	Funding Detail
5	3,863,350	501,250	501,250 Underground Surtax - Power Facilities
			Marengo Avenue to El Molino Avenue (74801)
6	2,527,500	1,092,500	1,092,500 Underground Surtax - Power Facilities
			Mountain Street - Street Lighting and Electrical System Undergrounding, Lake Avenue to Hill Avenue (74909)
Street Lighting and Electric Undergrounding Total Appropriations: 4,356,250			

Transportation and Parking Facilities

1	750,000	150,000	150,000 Gas Tax
			Neighborhood Traffic Management - FY 2011 - 2015 (75903)
2	250,000	50,000	50,000 Gas Tax
			Mobility Corridor Improvements - FY 2011 - 2015 (75904)
4	503,754	66,843	66,843 TDA Article 3
			Pasadena Bicycle Program FY 2010 - 2013 (75600)
5	250,000	50,000	50,000 Gas Tax
			Intelligent Transportation System (ITS) Equipment Upgrades/Replacement - FY 2011 - 2015 (75906)
21	1,170,000	25,000	25,000 Parking Meter Revenue - Civic Center (72613)
			City-Owned Parking Structures and Lots - Preventive Maintenance
22	490,000	15,000	15,000 Playhouse District Fund
			South Lake Avenue - Parking District Improvements (75017)
23	545,000	35,000	35,000 South Lake Parking Fund
			South Lake Parking Lots - Preventive Maintenance (75014)
24	935,000	350,000	350,000 Paseo Colorado Parking Fund
			Paseo Colorado Parking Structure Improvements (75018)
28	100,000	100,000	100,000 General Fund
			Civic Center Parking Structure Study
29	607,000	75,000	75,000 Gas Tax
			Arterials Speed Management Program (75605)
30	100,000	25,000	25,000 Gas Tax
			Federal and State Traffic Sign Compliance Program (75915)
31	2,494,504	65,785	52,628 MTA Grant - Federal Flexible CMAQ Funds
			Detection of Bicycles at Intersections Controlled by Traffic Signals
			13,157 TDA Article 3
32	2,197,783	338,565	259,680 MTA Grant - Federal Flexible CMAQ Funds
			Pasadena Wayfinding System
			78,885 Pasadena Community Development Commission
34	717,275	35,471	28,377 MTA Grant - Federal Flexible CMAQ Funds
			Zero Emission Vehicle Charging Stations
			7,094 Public Benefit Charge (Power Fund)
36	455,000	54,900	54,900 Highway Safety Improvement Grant
			Pedestrian Safety Enhancements at Signalized Intersections
37	253,000	22,500	22,500 Highway Safety Improvement Grant
			Left Turn Signal Phasing at Colorado Blvd. and Orange Grove Blvd. and at Orange Grove Blvd. and Holly St.
38	108,900	13,500	13,500 Highway Safety Improvement Grant
			Traffic Signal Improvements at Pasadena Avenue and Walnut Street
Transportation and Parking Facilities Total Appropriations: 1,472,564			

Exhibit B

Recommended FY 2012 - 2016 Capital Improvement Program

	Total Estimated Cost	FY 2012 Recommended	Funding Detail
Sewers and Storm Drains			
1	Preventive Maintenance - Sewer System FY 2011 - 2015 (76901)	3,850,000	650,000 Sewer Maintenance and Construction Fund
2	Preventive Maintenance - Corrugated Metal Pipe (CMP) Storm Drains FY 2011 - 2015 (76902)	1,100,000	200,000 Sewer Maintenance and Construction Fund
3	Preventive Maintenance - Curbs and Gutters FY 2011 - 2015 (76903)	1,441,604	250,000 Sewer Maintenance and Construction Fund
4	Storm Drain Structure Repairs and Improvements FY 2011 - 2015 (76904)	450,000	90,000 Sewer Maintenance and Construction Fund
5	NPDES - Storm Water Pollution Prevention Program (76290)	2,570,000	250,000 Sewer Maintenance and Construction Fund
8	Sewer Capacity Upgrades - FY 2011 - 2015 (76906)	1,782,909	300,000 Sewer Facility Charge
		1,740,000	
Sewers and Storm Drains Total Appropriations:			

Rose Bowl Improvements

1	Rose Bowl Renovation Project (84002)	152,000,000	70,000,000 2010 Rose Bowl Bond Proceeds
2	Implementation of the Master Plan for the Brookside Golf Course (88043)	9,600,000	1,500,000 Golf Course CIP Set-Aside
		71,500,000	
Rose Bowl Improvements Total Appropriations:			

Parks and Landscaping

2	Central Park - Implement Master Plan (78461)	3,500,000	1,000,000 Pasadena Community Development Commission
6	Villa Parke Community Center Boxing Ring and Gymnasium	1,040,000	250,000 Pasadena Community Development Commission 790,000 Private Capital
7	Robinson Park - Implement Master Plan Phase II	15,895,000	1,000,000 General Fund
		3,040,000	
Parks and Landscaping Total Appropriations:			

Parks and Landscaping - Landscape Projects

1	Tree Replacement/Planting - Citywide	1,000,000	250,000 State Environmental Enhancement Mitigation Grant 2010-11
		250,000	
Parks and Landscaping - Landscape Projects Total Appropriations:			

Arroyo Projects - Hahamongna

ATTACHMENT B

Exhibit B

Recommended FY 2012 - 2016 Capital Improvement Program

	Total Estimated Cost	FY 2012 Recommended	Funding Detail
8	620,000	100,000	100,000 State Environmental Enhancement Mitigation Grant 2010-11

Arroyo Projects - Hahamongna Total Appropriations:

100,000

Water System

1	6,868,718	1,000,000	1,000,000 Water Bond
2	9,479,671	2,500,000	2,500,000 CIC Funding
3	18,788,713	1,000,000	1,000,000 Water Bond
4	2,400,533	500,000	500,000 CIC Funding
5	6,219,412	300,000	300,000 Water Bond
7	4,522,870	800,000	300,000 Proposition 84 60,000 CIC Funding 440,000 Federal Emergency Management Agency
11	6,571,543	300,000	300,000 Water Bond
14	1,003,903	100,000	100,000 Water Fund
16	4,178,553	1,000,000	1,000,000 Water Fund
17	3,455,898	1,000,000	1,000,000 Water Bond
19	6,503,614	1,500,000	1,500,000 Aid to Construction (Water)

Water System Total Appropriations:

10,000,000

Electric System

1	16,068,679	2,800,000	2,800,000 Aid to Construction (Power)
2	8,377,473	1,400,000	1,400,000 Aid to Construction (Power)
3	4,430,220	750,000	750,000 Power Fund
5	3,268,620	600,000	600,000 Power Fund
7	28,221,330	4,700,000	4,700,000 Power Fund
8	1,400,452	300,000	300,000 Power Fund
9	1,107,736	150,000	150,000 Power Fund
13	3,797,499	100,000	100,000 Power Fund
17	11,569,190	1,000,000	1,000,000 Power Fund

ATTACHMENT B

Exhibit B

Recommended FY 2012 - 2016 Capital Improvement Program

	Total Estimated Cost	FY 2012 Recommended	Funding Detail
21	4,072,110	1,000,000	1,000,000 Power Fund
26	1,817,657	300,000	300,000 Power Fund
31	893,502	50,000	50,000 Power Fund
32	23,737,871	3,500,000	3,500,000 Power Fund
35	2,233,314	600,000	600,000 Power Fund
37	4,491,466	1,000,000	1,000,000 Power Fund
39	1,932,408	200,000	200,000 Power Fund
40	1,447,773	300,000	300,000 Power Fund
41	1,635,362	450,000	450,000 Power Fund
42	705,735	200,000	200,000 Power Fund
43	12,294,573	2,500,000	2,500,000 Power Fund
44	3,092,875	350,000	350,000 Power Fund
46	474,842	50,000	50,000 Power Fund
47	1,580,134	120,000	120,000 Power Fund
49	121,752,430	26,500,000	26,500,000 Power Bond
50	32,467,763	3,200,000	3,200,000 Power Fund
51	19,783,847	1,500,000	1,500,000 Power Fund
56	1,560,000	50,000	50,000 Power Fund
57	1,150,000	100,000	100,000 Power Fund
58	1,150,000	100,000	100,000 Power Fund
Electric System Total Appropriations:			53,870,000

Technology Projects

2	7,522,269	777,000	277,000 Computing and Communication Fund 500,000 General Fund
5	300,000	75,000	75,000 Telecommunication Fund
6	500,000	50,000	50,000 Computing and Communication Fund
Technology Projects Total Appropriations:			902,000

Grand Total Appropriations: 155,006,400