

City of Pasadena  
Quarterly Investment Report

Quarter Ending 9/30/10

Prepared by the Department of Finance  
Treasury Division

# **Quarterly Investment Report**

- I. Pooled Investment Portfolio
- II. Capital Endowment Portfolio
- III. Power Reserve Portfolio
- IV. Miscellaneous Portfolios
- V. Investments Held by Trustees

## I. Pooled Investment Portfolio



**CITY OF PASADENA**  
**Treasurer's Pooled Investment Portfolio**

Vicken Erganian  
 City Treasurer


**SEPTEMBER 2010**

**PORTFOLIO COMPLIANCE**

The Treasurer's investment portfolio is in compliance with the California Government Code Section 53601 and the City's Investment Policy approved by the City Council on September 27, 2010. The holdings in the investment pool are in compliance with the current investment policy statement. Further information on compliance issues can be obtained by calling the City of Pasadena Treasurer's Office. A complete copy of the monthly investment report on the investment portfolio including a detailed listing of each investment, is available by calling the Treasurer's office at (626)744-4422.

**PORTFOLIO STRUCTURE AS OF 9/30/10**

TYPE	MARKET VALUE	PERCENT
Money Market Fund	48,743,357	16.51%
Money Market FDIC Insured	5,257,629	1.78%
Municipal Bonds	14,068,413	4.77%
Corporate Bonds	39,297,165	13.31%
Mortgage Backed Securities/GNMAs	281	0.00%
Federal Agencies	132,737,842	44.96%
LAIF	49,202,930	16.67%
Cash in Bank	5,903,576	2.00%
<b>TOTALS:</b>	<b>295,211,193</b>	<b>100.00%</b>
Accrued Interest Receivable	960,402	
<b>GRAND TOTAL:</b>	<b>296,171,595</b>	



**PORTFOLIO LIQUIDITY AS OF 9/30/10**

Aging Interval	Par Value	Percent of Portfolio
0-30 Days	109,107,493	37.27%
31 days - 1 Year	14,068,417	4.81%
1 - 2 Years	32,000,004	10.93%
2 - 3 Years	65,808,005	22.48%
3 - 4 Years	25,000,006	8.54%
4 - 5 Years	46,735,006	15.97%
Over 5 Years	231	0.00%
<b>TOTAL:</b>	<b>292,719,161</b>	<b>100.00%</b>

**PORTFOLIO STATISTICS**

	Sep-10	Aug-10	Jul-10	Jun-10	May-10	Apr-10
Month-End Mkt Value	296,171,595	294,286,975	291,338,596	298,123,057	320,187,491	302,462,144
Modified Duration	1.52	1.75	1.67	1.30	1.67	1.77
Weighted Average Maturity	1.90	2.22	1.80	1.71	1.82	1.93
Yield to Maturity	1.341%	1.619%	1.509%	1.667%	1.617%	1.681%
Interest Earned	358,824	393,879	375,801	401,595	412,822	431,852
Fiscal Year To Date Interest Earned	1,128,503	769,680	375,801	5,889,021	5,487,426	5,074,604
Fair Value Change Gain/(Loss)	158,665	185,181	447,549	195,733	(82,719)	401,061
Fiscal Year To Date change in fair value	791,396	632,730	447,549	1,465,982	1,270,250	1,352,969
Total Fiscal YTD earnings	1,919,899	1,402,410	823,350	7,355,004	6,757,676	6,427,573

**CITY POOLED PORTFOLIO**  
**Portfolio Management**  
**Portfolio Details - Investments**  
**September 30, 2010**

CUSIP	Investment #	Issuer	Average Balance	Purchase Date	Par Value	Market Value	Book Value	Stated Rate	Moody's	YTM 365	Days to Maturity	Maturity Date
<b>LAIF</b>												
SYS864	864	Local Agency Investment Fund	49,202,930.34		49,202,930.34	49,202,930.34	49,202,930.34	0.510		0.510	1	
		<b>Subtotal and Average</b>	<b>49,202,930.34</b>		<b>49,202,930.34</b>	<b>49,202,930.34</b>	<b>49,202,930.34</b>	<b>0.510</b>		<b>0.510</b>	<b>1</b>	
<b>Money Market Fund</b>												
SYS12466	12466	BA MERRILL LYNCH	45,053,746.33		48,743,357.25	48,743,357.25	48,743,357.25	0.260		0.264	1	
		<b>Subtotal and Average</b>	<b>45,053,746.33</b>		<b>48,743,357.25</b>	<b>48,743,357.25</b>	<b>48,743,357.25</b>	<b>0.260</b>		<b>0.264</b>	<b>1</b>	
<b>Money Market FDIC Insured Account</b>												
SYS12746	12746	EAST WEST BANK			245,422.05	245,422.05	245,422.05	0.500		0.500	1	
SYS12747	12747	EAST WEST BANK			5,012,206.84	5,012,206.84	5,012,206.84	0.600		0.600	1	
		<b>Subtotal and Average</b>	<b>5,255,866.77</b>		<b>5,257,628.89</b>	<b>5,257,628.89</b>	<b>5,257,628.89</b>	<b>0.595</b>		<b>0.595</b>	<b>1</b>	
<b>Mortgage Backs</b>												
362102770	143	GOVERNMENT NAT'L MORTGAGE ASSOC	259.30	06/01/1994	255.88	280.53	255.88	11.500	Aaa	11.500	957	05/15/2013
		<b>Subtotal and Average</b>	<b>259.30</b>		<b>255.88</b>	<b>280.53</b>	<b>255.88</b>	<b>11.500</b>		<b>11.500</b>	<b>957</b>	
<b>Municipal Bonds</b>												
702274AC5B	12761	PPFA MUNI - 2008 PASEO BONDS		06/30/2010	13,695,000.00	13,695,000.00	13,695,000.00	0.380		0.388	272	06/30/2011
SYS1783	1783	MUNI - PCDC		06/30/1996	373,412.91	373,412.91	373,412.91	6.000		6.000	272	06/30/2011
		<b>Subtotal and Average</b>	<b>14,068,412.91</b>		<b>14,068,412.91</b>	<b>14,068,412.91</b>	<b>14,068,412.91</b>	<b>0.537</b>		<b>0.537</b>	<b>272</b>	
<b>Federal Agency Issues - Coupon</b>												
3133XVAE1	12745	Federal Home Loan Bank		04/30/2010	5,000,000.00	5,003,125.00	5,009,301.77	1.250	Aaa	1.074	390	10/26/2011
3133XWTW9	12717	Federal Home Loan Bank		02/09/2010	7,000,000.00	7,017,500.00	7,000,000.00	1.050	Aaa	1.050	486	02/09/2012
3134GILT9	12762	FED HOME LOAN MORTGAGE CORP		07/26/2010	5,000,000.00	5,007,580.00	5,000,000.00	1.000	Aaa	1.000	664	07/26/2012
3133XWV30	12718	Federal Home Loan Bank		02/23/2010	5,000,000.00	5,007,812.50	5,000,000.00	1.430	Aaa	1.430	692	08/23/2012
3134GITU8	12782	FED HOME LOAN MORTGAGE CORP		09/28/2010	5,000,000.00	5,007,960.00	5,000,000.00	0.800	Aaa	0.800	728	09/28/2012
31389AZQ8	12693	FED NATIONAL MORTGAGE ASSN		10/29/2009	5,000,000.00	5,004,687.50	5,000,000.00	1.875	Aaa	1.875	759	10/29/2012
3128X9PN4	12707	FED HOME LOAN MORTGAGE CORP		12/17/2009	4,000,000.00	4,009,536.00	4,000,000.00	1.700	Aaa	1.700	808	12/17/2012
31331JTZ6	12756	Federal Farm Credit Bank		07/08/2010	10,000,000.00	10,003,125.00	10,000,000.00	1.480	Aaa	1.480	1,011	07/08/2013
3134G1ML5	12765	FED HOME LOAN MORTGAGE CORP		07/26/2010	5,000,000.00	5,011,430.00	5,000,000.00	1.400	Aaa	1.400	1,029	07/26/2013
31389AZ62	12768	FED NATIONAL MORTGAGE ASSN		08/09/2010	5,010,937.50	5,010,937.50	5,000,000.00	1.300	Aaa	1.300	1,043	08/09/2013
31389AZ62	12769	FED NATIONAL MORTGAGE ASSN		08/09/2010	5,010,937.50	5,010,937.50	5,000,000.00	1.300	Aaa	1.300	1,043	08/09/2013
3133XX4P9	12720	Federal Home Loan Bank		02/23/2010	5,000,000.00	5,031,250.00	5,000,000.00	2.000	Aaa	2.000	1,057	08/23/2013
31331JCB4	12779	Federal Farm Credit Bank		09/09/2010	5,000,000.00	5,003,125.00	5,000,000.00	1.040	Aaa	1.040	1,074	09/09/2013

**CITY POOLED PORTFOLIO**  
**Portfolio Management**  
**Portfolio Details - Investments**  
**September 30, 2010**

CUSIP	Investment #	Issuer	Average Balance	Purchase Date	Par Value	Market Value	Book Value	Stated Rate	Moody's	YTM 365	Days to Maturity	Maturity Date
<b>Federal Agency Issues - Coupon</b>												
3136PPGA9	12780	FED NATIONAL MORTGAGE ASSN		09/20/2010	5,000,000.00	5,004,687.50	4,993,813.66	1.000	Aaa	1.042	1,085	09/20/2013
3133XXKF3	12737	Federal Home Loan Bank		09/30/2010	5,000,000.00	5,085,937.50	5,000,000.00	2.100	Aaa	2.100	1,186	12/30/2013
3134G1KS2	12755	FED HOME LOAN MORTGAGE CORP		07/07/2010	5,000,000.00	5,016,690.00	5,000,000.00	1.800	Aaa	1.800	1,194	01/07/2014
31399AZ88	12767	FED NATIONAL MORTGAGE ASSN		08/04/2010	5,000,000.00	5,017,187.50	5,000,000.00	1.500	Aaa	1.500	1,222	02/04/2014
31398A3R1	12781	FED NATIONAL MORTGAGE ASSN		09/21/2010	5,000,000.00	5,014,062.50	5,000,000.00	1.350	Aaa	1.350	1,267	09/21/2014
3136FM3R3	12772	FED NATIONAL MORTGAGE ASSN		08/18/2010	5,000,000.00	5,048,437.50	5,003,031.88	1.750	Aaa	1.687	1,417	08/18/2014
3134G1AS3	12743	FED HOME LOAN MORTGAGE CORP		05/18/2010	5,000,000.00	5,016,385.00	5,000,000.00	3.000	Aaa	3.000	1,690	05/18/2015
3134G1AS3	12744	FED HOME LOAN MORTGAGE CORP		05/18/2010	1,260,000.00	1,264,128.02	1,260,000.00	3.000	Aaa	3.000	1,690	05/18/2015
3136FMS39	12759	FED NATIONAL MORTGAGE ASSN		07/28/2010	5,000,000.00	5,007,812.50	5,000,000.00	1.000	Aaa	2.911	1,761	07/28/2015
31398A2A9	12770	FED NATIONAL MORTGAGE ASSN		08/05/2010	5,000,000.00	5,059,375.00	4,998,788.89	2.125	Aaa	2.130	1,769	08/05/2015
3136FM5L4	12773	FED NATIONAL MORTGAGE ASSN		08/05/2010	5,000,000.00	5,054,687.50	5,030,000.00	2.000	Aaa	2.000	1,769	08/05/2015
3136FPEM5	12777	FED NATIONAL MORTGAGE ASSN		09/16/2010	5,000,000.00	5,015,625.00	4,997,520.83	1.050	Aaa	1.960	1,811	09/16/2015
313370V62	12778	Federal Home Loan Bank		08/22/2010	5,000,000.00	5,003,125.00	5,000,000.00	2.000	Aaa	2.000	1,817	09/22/2015
<b>Subtotal and Average</b>			<b>135,319,318.51</b>		<b>132,260,000.00</b>	<b>132,737,147.52</b>	<b>132,262,456.83</b>			<b>1.635</b>	<b>1,144</b>	
<b>Corporate Bonds - Coupon</b>												
38141EA41	12688	Goldman Sach Corporate Bond		09/29/2009	5,000,000.00	5,204,235.00	5,089,022.50	3.625	A1	3.288	670	08/01/2012
46625HGT1	12683	JPMORGAN CHASE		08/26/2009	5,000,000.00	5,410,050.00	5,236,954.26	5.375	Aa3	2.880	731	10/01/2012
36962G3K8	12518	GE Capital Corp		01/25/2008	2,500,000.00	2,691,625.00	2,547,316.02	5.250	Aa2	4.220	749	10/19/2012
36962G3K8	12690	GE Capital Corp		10/02/2009	4,308,000.00	4,638,208.20	4,489,860.83	5.250	Aa2	3.076	749	10/19/2012
06051GDW6	12735	BANK OF AMERICA CORP		03/08/2010	5,000,000.00	5,339,345.00	5,214,646.95	4.900	A2	3.140	943	05/01/2013
06051GEE1	12766	BANK OF AMERICA CORP		07/19/2010	5,000,000.00	5,246,230.00	5,124,420.21	4.500	A2	3.889	1,643	04/01/2015
36962G4L5	12758	GE Capital Corp		06/29/2010	5,000,000.00	5,231,160.00	4,999,525.56	3.500	Aa2	3.520	1,732	06/29/2015
36962G4N1	12775	GE Capital Corp		08/16/2010	2,975,000.00	2,952,642.88	2,975,000.00	2.500	Aa2	1.412	1,775	08/11/2015
06738JMV3	12776	BARCLAYS BANK		08/19/2010	2,500,000.00	2,502,150.00	2,500,000.00	2.600	Aa3	2.600	1,783	08/19/2015
<b>Subtotal and Average</b>			<b>38,192,433.18</b>		<b>37,283,000.00</b>	<b>39,215,646.08</b>	<b>38,176,746.33</b>			<b>3.169</b>	<b>1,159</b>	
<b>Total and Average</b>			<b>287,092,987.34</b>		<b>286,815,585.27</b>	<b>289,225,403.52</b>	<b>287,711,788.43</b>			<b>1.341</b>	<b>693</b>	

**CITY POOLED PORTFOLIO**  
**Portfolio Management**  
**Portfolio Details - Cash**  
**September 30, 2010**

CUSIP	Investment #	Issuer	Average Balance	Purchase Date	Par Value	Market Value	Book Value	Stated Rate	Moody's	YTM 365	Days to Maturity
		Average Balance	0.00	Accrued Interest at Purchase		82,213.54	82,213.54				0
				Subtotal		82,213.54	82,213.54				
		Total Cash and Investments	287,092,987.34		286,815,585.27	289,307,617.06	287,794,001.97			1.341	693
		Accrued Interest				5,903,576.14					
		Accrued Interest				960,402.02					
		Total				296,171,595.22					

**COMPLIANCE REPORT**

**Pooled Investment Portfolio**  
**As of 9/30/10**

		Diversification		Credit Quality		Maturity
	Portfolio % of total	State Gov't Code limits	Portfolio compliance	Portfolio Credit Quality	Credit Quality per Gov Code	Portfolio compliance
Money Market Fund	18.29%	100%	In compliance	AAA/Aaa	A or better	In compliance
Municipal Bonds	4.77%	100%	In compliance	AAA/Aaa	A or better	In compliance
Negotiable CDs	0.00%	30%	In compliance	Collateralized	Collateralized	In compliance
Corporate Bonds	13.31%	30%	In compliance	AA	A or better	In compliance
Agency CMOs/Mortgage Backed	0.00%	20%	In compliance	AAA/Aaa	AAA/aaa	In compliance
Federal Agency Issues	44.96%	100%	In compliance	AAA/Aaa	AAA/aaa	In compliance
LAIF	16.67%	100%	In compliance	n/a	n/a	In compliance
Cash	2.00%	100%	In compliance	Collateralized	Collateralized	In compliance
Repurchase Agreements	0.00%	100%	In compliance	102% Collateral	102% Collateral	In compliance
Treasury Securities	0.00%	100%	In compliance	AAA/Aaa	AAA/aaa	In compliance
Bank Notes	0.00%	100%	In compliance	AAA/Aaa	AAA/Aaa	In compliance
Federal Agency Discount	0.00%	100%	In compliance	AAA/Aaa	AAA/aaa	In compliance
	100.00%					

**Portfolio Value** 296,171,595



INVESTMENTS IN ISSUERS REPRESENTING OVER 5%  
OF THE POOL PORTFOLIO

<u>September 30, 2010</u>		
	Market Value	% of Total
FHLB	32,149,444.44	10.86%
FHLMC	30,333,710.02	10.24%
FNMA	55,248,437.50	18.65%
FFCB	15,006,250.00	5.07%
<b>Total Fed Agencies</b>	<b>132,737,841.96</b>	<b>44.82%</b>
<b>OTHER PORTFOLIO INVESTMENTS</b>	<b>163,433,753.26</b>	<b>55.18%</b>
<b>Total Investments</b>	<b>296,171,595.22 *</b>	<b>100.00%</b>

note: \* Includes Cash at Bank and Accrued Interest Receivable

CITY POOLED PORTFOLIO  
 Portfolio Management  
 Distribution of Investments By Type - Historic  
 (By Market Values)  
 In %

Investment Type	Fiscal Year Total															
	June 2000	June 2001	June 2002	June 2003	June 2004	June 2005	June 2006	June 2007	June 2008	June 2009	June 2010	1st Qtr 2011	2nd Qtr 2011	3rd Qtr 2011	4th Qtr 2011	
Money Market	0.00	0.00	0.00	0.00	0.00	0.00	0.00	0.00	12.41	12.56	20.30	16.51				
Money Market FDIC Insured	3.92	3.25	1.30	1.00	0.79	0.68	0.60	0.49	1.76	9.21	1.77	1.78				
Municipal Bonds	0.00	1.33	1.02	0.81	0.27	0.26	0.27	0.20	0.20	0.18	5.81	4.77				
Corporate Bonds - Coupon	5.75	22.66	13.28	14.68	6.95	6.46	5.62	5.58	14.99	14.10	12.16	13.31				
Agency CMOs/Mortgage Backed	10.90	0.03	1.66	0.55	0.19	0.09	0.04	0.00	0.00	0.00	0.00	0.00				
Federal Agency Issues - Coupon	45.19	48.60	57.48	47.80	68.59	74.65	74.65	70.76	56.14	48.56	41.32	44.96				
L.A.I.F.	0.29	19.76	9.45	16.29	14.21	5.36	0.23	0.23	13.99	12.88	16.54	16.67				
Cash	1.06	1.92	0.67	2.08	1.00	0.73	0.68	0.41	0.51	0.84	2.10	2.00				
Repurchase Agreements	25.97	0.89	10.88	8.23	4.99	8.93	15.26	17.87	0.00	0.00	0.00	0.00				
Treasury Securities	6.92	0.00	0.00	8.17	1.81	1.69	2.65	4.46	0.00	0.00	0.00	0.00				
Bank Notes	0.00	0.00	0.00	0.00	0.00	0.00	0.00	0.00	0.00	1.66	0.00	0.00				
Federal Agency Discount	0.00	0.00	1.54	0.39	1.09	0.78	0.00	0.00	0.00	0.00	0.00	0.00				
Commerical Paper - Disc (Amortizing)	0.00	0.00	0.08	0.00	0.12	0.37	0.00	0.00	0.00	0.00	0.00	0.00				
Asset Backed Securities	0.00	1.56	0.19	0.00	0.00	0.00	0.00	0.00	0.00	0.00	0.00	0.00				
Mutual Funds	0.00	0.00	0.00	0.00	0.00	0.00	0.00	0.00	0.00	0.00	0.00	0.00				
Total	100.00	100.00	97.55	100.00	100.00	100.00	100.00	100.00	100.00	100.00	100.00	100.00	0.00	0.00	0.00	0.00

**Pooled Portfolio - Total Return Performance**

		<b>ML 1-3 Index Corp/Gov</b>	<b>Pooled Portfolio</b>
<b>2003</b>	1st quarter	0.866	1.129
	2nd quarter	1.105	0.862
	3rd quarter	0.490	0.570
	4th quarter	<u>0.256</u>	<u>0.370</u>
		2.717	2.931
<b>2004</b>	1st quarter	1.120	0.910
	2nd quarter	(1.120)	(0.570)
	3rd quarter	1.130	1.380
	4th quarter	<u>0.096</u>	<u>0.370</u>
	1.226	2.090	
<b>2005</b>	1st quarter	(0.278)	(0.215)
	2nd quarter	1.230	1.380
	3rd quarter	0.128	0.238
	4th quarter	<u>0.666</u>	<u>0.670</u>
	1.746	2.073	
<b>2006</b>	1st quarter	0.481	0.710
	2nd quarter	0.657	0.784
	3rd quarter	2.039	1.810
	4th quarter	<u>1.018</u>	<u>1.170</u>
	4.195	4.474	
<b>2007</b>	1st quarter	1.442	1.431
	2nd quarter	0.725	1.000
	3rd quarter	2.389	1.925
	4th quarter	<u>2.150</u>	<u>1.380</u>
	6.706	5.736	
<b>2008</b>	1st quarter	2.656	1.360
	2nd quarter	(0.548)	0.193
	3rd quarter	0.183	0.331
	4th quarter	<u>2.358</u>	<u>1.590</u>
	4.649	3.474	
<b>2009</b>	1st quarter	0.393	0.365
	2nd quarter	1.580	1.563
	3rd quarter	1.441	1.020
	4th quarter	<u>0.370</u>	<u>0.450</u>
	3.784	3.398	
<b>2010</b>	1st quarter	0.306	0.360
	2nd quarter	1.000	0.856
	3rd quarter	0.918	0.760

<b>Effective Yield</b>	<b>Fiscal YTD</b>	<b>Current</b>
Pooled Portfolio effective yield	<b>1.82%</b>	<b>1.82%</b>
State Treasurer's LAIF yield	0.51%	0.51%
2 Year Average US Treasury yield	0.53%	0.53%

## II. Capital Endowment Portfolio



**CITY OF PASADENA**  
**Capital Endowment Portfolio**

Vicken Erganian  
 City Treasurer

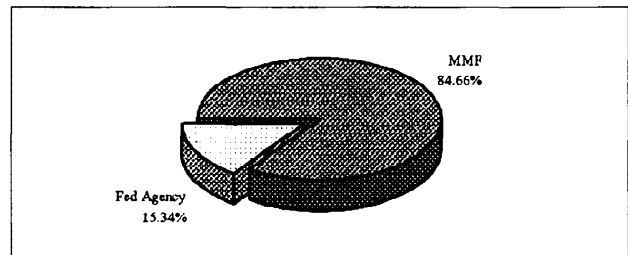
**SEPTEMBER 2010**

**PORTFOLIO COMPLIANCE**

The Treasurer's investment portfolio is in compliance with the California Government Code Section 53601 and the City's Investment Policy approved by the City Council on September 27, 2010. The holdings in the investment pool are in compliance with the current investment policy statement. Further information on compliance issues can be obtained by calling the City of Pasadena Treasurer's Office. A complete copy of the monthly investment report on the investment portfolio including a detailed listing of each investment, is available by calling the Treasurer's office at (626)744-4422.

**PORTFOLIO STRUCTURE AS OF 9/30/10**

TYPE	MARKET VALUE	PERCENT
Money Market Fund	5,531,354	84.66%
Federal Agency Issues	1,002,188	15.34%
<b>TOTALS:</b>	<b>6,533,541</b>	<b>100.00%</b>
Accrued Interest Receivable	14,403	
<b>GRAND TOTAL:</b>	<b>6,547,945</b>	



**PORTFOLIO LIQUIDITY AS OF 9/30/10**

Aging Interval	Par Value	Percent of Portfolio
0-30 Days	6,531,354	100.00%
31 days - 1 Year	-	0.00%
1 - 2 Years	-	0.00%
2 - 3 Years	-	0.00%
3 - 4 Years	-	0.00%
4 - 5 Years	-	0.00%
Over 5 Years	-	0.00%
<b>TOTAL:</b>	<b>6,531,354</b>	<b>100.00%</b>

**PORTFOLIO STATISTICS**

	Sep-10	Aug-10	Jul-10	Jun-10	May-10	Apr-10
Month-End Mkt Value	6,547,945	6,545,814	6,543,543	6,541,839	7,439,077	7,436,385
Modified Duration	0.01	0.03	0.37	0.41	0.39	0.43
Weighted Average Maturity	0.01	0.34	0.38	0.42	0.40	0.44
Yield to Maturity	0.702%	1.011%	1.005%	0.973%	0.867%	0.843%
Interest Earned	4,282	5,476	5,299	5,289	5,372	5,201
Fiscal Year To Date Interest Earned	15,057	10,775	5,299	105,869	100,581	95,209
Fair Value Change Gain/(Loss)	(2,500)	(3,438)	(3,750)	(2,500)	(2,813)	(625)
Fiscal Year To Date change in fair value	(9,688)	(7,188)	(3,750)	(44,671)	(42,171)	(39,359)
Total Fiscal YTD earnings	5,369	3,587	1,549	61,198	58,410	55,850

**CAPITAL ENDOWMENT**  
**Portfolio Management**  
**Portfolio Details - Investments**  
**September 30, 2010**

CUSIP	Investment #	Issuer	Average Balance	Purchase Date	Par Value	Market Value	Book Value	Stated Rate	Moody's	YTM 365	Days to Maturity	Maturity Date
<b>Money Market Fund</b>												
SYS12467	12467	BA MERRILL LYNCH			5,531,353.94	5,531,353.94	5,531,353.94	0.260		0.264	1	
		<b>Subtotal and Average</b>	<b>4,993,588.07</b>		<b>5,531,353.94</b>	<b>5,531,353.94</b>	<b>5,531,353.94</b>			<b>0.264</b>	<b>1</b>	
<b>Federal Agency Issues - Coupon</b>												
3133XQUH3	12562	Federal Home Loan Bank		04/28/2008	1,000,000.00	1,002,187.50	1,000,000.00	3.125	Aaa	3.125	27	10/28/2010
		<b>Subtotal and Average</b>	<b>1,533,333.33</b>		<b>1,000,000.00</b>	<b>1,002,187.50</b>	<b>1,000,000.00</b>			<b>3.125</b>	<b>27</b>	
		<b>Total and Average</b>	<b>6,526,921.40</b>		<b>6,531,353.94</b>	<b>6,533,541.44</b>	<b>6,531,353.94</b>			<b>0.702</b>	<b>5</b>	

Accrued Interest 14,403.27  
 Total 6,547,944.71

**COMPLIANCE REPORT**

Capital Endowment Portfolio  
As of 9/30/10

	Diversification		Credit Quality		Maturity
	Portfolio % of total	State Gov't Code limits	Portfolio Credit Quality	Portfolio Credit Quality per Gov Code	
Money Market Fund	84.66%	100%	102% Collateral AAA/Aaa	102% Collateral AAA/aaa	In compliance
Federal Agency Issues	15.34%	100%	n/a	A or better	In compliance
Corporate Bonds	0.00%	30%	n/a	n/a	In compliance
LAF	0.00%	100%	n/a	n/a	In compliance
Money Market	0.00%	100%	AAA	AAA	In compliance
Agency CMOs/Mortgage Backed	0.00%	20%	n/a	AAA/aaa	In compliance
Municipal Bonds	0.00%	100%	n/a	A or better	In compliance
Negotiable CDs	0.00%	30%	n/a	Collateralized	In compliance
Treasury Securities	0.00%	100%	AAA/Aaa	AAA/aaa	In compliance
	100.00%				

Portfolio Value **6,547,945**

INVESTMENTS IN ISSUERS REPRESENTING OVER 5%  
OF THE CAPITAL ENDOWMENT PORTFOLIO

<u>September 30, 2010</u>		
	Market Value	% of Total
FHLB	1,002,187.50	15.31%
FHLMC	-	0.00%
FNMA	-	0.00%
<b>Total Fed Agencies</b>	<b>1,002,187.50</b>	<b>15.31%</b>
<b>OTHER PORTFOLIO INVESTMENTS</b>	<b>5,545,757.21</b>	<b>84.69%</b>
<b>Total Investments</b>	<b>6,547,944.71 *</b>	<b>100.00%</b>

note: \* Includes Accrued Interest Receivable



CAPITAL ENDOWMENT  
 Portfolio Management  
 Distribution of Investments By Type - Historic  
 (By Market Values)  
 In %

Investment Type	Fiscal Year Total															
	June 2000	June 2001	June 2002	June 2003	June 2004	June 2005	June 2006	June 2007	June 2008	June 2009	June 2010	1st Qtr 2011	2nd Qtr 2011	3rd Qtr 2011	4th Qtr 2011	
Money Market	14.17	14.80	32.55	28.86	7.76	4.38	0.00	8.75	20.25	40.32	53.86	84.66				
Federal Agency Issues - Coupon	58.05	85.20	67.45	35.54	92.24	95.62	100.00	91.25	49.16	26.62	46.14	15.34				
Corporate Bonds - Coupon	0.00	0.00	0.00	15.92	0.00	0.00	0.00	0.00	30.59	33.05	0.00	0.00				
Municipal Bonds	0.00	0.00	0.00	0.00	0.00	0.00	0.00	0.00	0.00	0.00	0.00	0.00				
L.A.I.F.	0.00	0.00	0.00	0.00	0.00	0.00	0.00	0.00	0.00	0.00	0.00	0.00				
Certificate of Deposit	0.00	0.00	0.00	0.00	0.00	0.00	0.00	0.00	0.00	0.00	0.00	0.00				
Federal Agency Discount	0.00	0.00	0.00	0.00	0.00	0.00	0.00	0.00	0.00	0.00	0.00	0.00				
Treasury Securities	27.78	0.00	0.00	19.68	0.00	0.00	0.00	0.00	0.00	0.00	0.00	0.00				
Agency CMOs/Mortgage Backed	0.00	0.00	0.00	0.00	0.00	0.00	0.00	0.00	0.00	0.00	0.00	0.00				
Commerical Paper - Disc (Amortizing)	0.00	0.00	0.00	0.00	0.00	0.00	0.00	0.00	0.00	0.00	0.00	0.00				
Asset Backed Securities	0.00	0.00	0.00	0.00	0.00	0.00	0.00	0.00	0.00	0.00	0.00	0.00				
Mutual Funds	0.00	0.00	0.00	0.00	0.00	0.00	0.00	0.00	0.00	0.00	0.00	0.00				
Total	100.00	100.00	100.00	100.00	100.00	100.00	100.00	100.00	100.00	100.00	100.00	100.00	0.00	0.00	0.00	0.00

### III. Power Reserve Portfolio



**CITY OF PASADENA**  
**Power Reserve Portfolio**

Vicken Erganian  
 City Treasurer

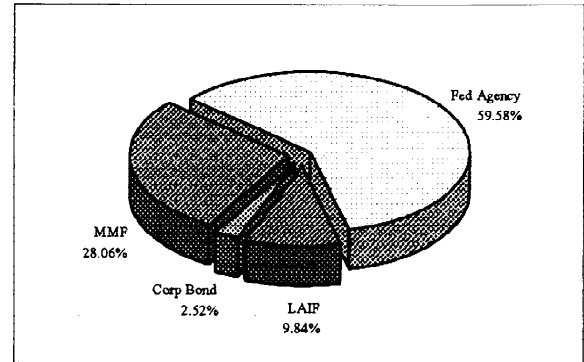
**SEPTEMBER 2010**

**PORTFOLIO COMPLIANCE**

The Treasurer's investment portfolio is in compliance with the California Government Code Section 53601 and the City's Investment Policy approved by the City Council on September 27, 2010. The holdings in the investment pool are in compliance with the current investment policy statement. Further information on compliance issues can be obtained by calling the City of Pasadena Treasurer's Office. A complete copy of the monthly investment report on the investment portfolio including a detailed listing of each investment, is available by calling the Treasurer's office at (626)744-4422.

**PORTFOLIO STRUCTURE AS OF 9/30/10**

TYPE	MARKET VALUE	PERCENT
Money Market Fund	17,693,470	28.06%
Federal Agencies	37,573,158	59.58%
L.A.I.F.	6,203,603	9.84%
Corporate Bonds	1,588,450	2.52%
<b>TOTALS:</b>	<b>63,058,681</b>	<b>100.00%</b>
Accrued Interest Receivable	216,305	
<b>GRAND TOTAL:</b>	<b>63,274,985</b>	



**PORTFOLIO LIQUIDITY AS OF 9/30/10**

Aging Interval	Par Value	Percent of Portfolio
0 - 30 days	23,897,073	38.05%
31 days - 1 Year	-	0.00%
1 - 2 Years	9,500,000	15.13%
2 - 3 Years	4,900,000	7.80%
3 - 4 Years	5,000,000	7.96%
4 - 5 Years	14,500,000	23.09%
Over 5 Years	5,000,000	7.96%
<b>TOTAL:</b>	<b>62,797,073</b>	<b>100.00%</b>

**PORTFOLIO STATISTICS**

	Sep-10	Aug-10	Jul-10	Jun-10	May-10	Apr-10
Month-End Mkt Value	63,274,985	63,229,742	63,119,583	63,037,036	62,931,446	62,746,492
Modified Duration	2.10	2.41	2.83	2.08	2.33	2.32
Weighted Average Maturity	2.24	3.24	3.00	2.19	2.59	2.49
Yield to Maturity	1.655%	2.210%	2.092%	1.645%	1.926%	1.841%
Interest Earned	90,928	101,521	90,694	86,446	91,216	98,803
Fiscal Year To Date Interest Earned	283,142	192,214	90,694	1,383,596	1,297,149	1,205,933
Fair Value Change Gain/(Loss)	(47,328)	(25,310)	44,469	18,429	93,161	111,388
Fiscal Year To Date change in fair value	(28,169)	19,159	44,469	758,384	739,955	646,794
Total Fiscal YTD earnings	254,974	211,373	135,162	2,141,979	2,037,105	1,852,727

**POWER RESERVE FUND**  
**Portfolio Management**  
**Portfolio Details - Investments**  
**September 30, 2010**

CUSIP	Investment #	Issuer	Average Balance	Purchase Date	Par Value	Market Value	Book Value	Stated Rate	Moody's	YTM	Days to Maturity	Maturity Date
<b>LAIIF</b>												
SYS6184	6184	Local Agency Investment Fund	6,203,603.03		6,203,603.03	6,203,603.03	6,203,603.03	0.510		0.510	1	
		<b>Subtotal and Average</b>	<b>6,203,603.03</b>		<b>6,203,603.03</b>	<b>6,203,603.03</b>				<b>0.510</b>	<b>1</b>	
<b>Money Market Fund</b>												
SYS12456	12456	BA MERRILL LYNCH	7,847,078.22		17,693,470.03	17,693,470.03	17,693,470.03	0.260		0.264	1	
		<b>Subtotal and Average</b>	<b>7,847,078.22</b>		<b>17,693,470.03</b>	<b>17,693,470.03</b>				<b>0.264</b>	<b>1</b>	
<b>Federal Agency Issues - Coupon</b>												
3133XUFU2	12692	Federal Home Loan Bank		08/18/2009	3,500,000.00	3,517,500.00	3,495,944.83	1.600	Aaa	1.686	504	02/17/2012
31331GZ36	12702	Federal Farm Credit Bank		11/02/2009	5,000,000.00	5,003,125.00	4,998,341.86	1.550	Aaa	2.481	657	07/19/2012
31398AZ08	12694	FED NATIONAL MORTGAGE ASSN		10/29/2009	2,400,000.00	2,402,250.00	2,400,000.00	1.875	Aaa	1.875	759	10/29/2012
3133F4JC6	12703	FED HOME LOAN MORTGAGE CORP		11/05/2009	2,500,000.00	2,502,022.50	2,500,000.00	1.000	Aaa	1.251	776	11/15/2012
3133XXH34	12733	Federal Home Loan Bank		03/17/2010	5,000,000.00	5,043,750.00	5,000,000.00	2.350	Aaa	2.350	1,263	03/17/2014
3134G1AS3	12742	FED HOME LOAN MORTGAGE CORP		05/18/2010	5,000,000.00	5,016,385.00	5,000,000.00	3.000	Aaa	3.000	1,690	05/18/2015
3136FMS39	12760	FED NATIONAL MORTGAGE ASSN		07/28/2010	5,000,000.00	5,007,812.50	5,000,000.00	1.000	Aaa	2.911	1,761	07/28/2015
31398A2A9	12771	FED NATIONAL MORTGAGE ASSN		08/05/2010	4,000,000.00	4,047,500.00	3,999,031.11	2.125	Aaa	2.130	1,769	08/05/2015
3133XYUE3	12750	Federal Home Loan Bank		07/07/2010	5,000,000.00	5,032,812.50	5,000,000.00	3.090	Aaa	3.090	2,106	07/07/2016
		<b>Subtotal and Average</b>	<b>47,115,868.43</b>		<b>37,400,000.00</b>	<b>37,573,157.50</b>	<b>37,393,317.80</b>			<b>2.439</b>	<b>1,337</b>	
<b>Corporate Bonds - Coupon</b>												
36962G2L7	12699	GE CAPITAL		10/27/2009	1,000,000.00	1,058,271.00	1,034,009.40	5.000	Aa2	2.690	557	04/10/2012
94974BEU0	12741	WELLS FARGO BANK		03/30/2010	500,000.00	530,179.00	499,437.33	3.625	A1	4.348	1,657	04/15/2015
		<b>Subtotal and Average</b>	<b>1,534,339.98</b>		<b>1,500,000.00</b>	<b>1,588,450.00</b>	<b>1,533,446.73</b>			<b>3.224</b>	<b>915</b>	
		<b>Total and Average</b>	<b>62,700,889.66</b>		<b>62,797,073.06</b>	<b>63,058,660.56</b>	<b>62,823,837.59</b>			<b>1.655</b>	<b>818</b>	
		<b>Accrued Interest</b>				<b>216,304.68</b>						
		<b>Total</b>				<b>63,274,985.24</b>						

**COMPLIANCE REPORT**

Power Reserve Portfolio  
As of 9/30/10

		Diversification		Credit Quality		Maturity
	Portfolio % of total	State Gov't Code limits	Portfolio compliance	Portfolio Credit Quality	Credit Quality per Gov Code	Portfolio compliance
Money Market Fund	28.06%	100%	In compliance	102% Collateral AAA/Aaa	102% Collateral AAA/aaa	In compliance
Federal Agency Issues LAIF	59.58%	100%	In compliance	n/a	n/a	In compliance
Corporate Bonds	9.84%	30%	In compliance	AA	A or better	In compliance
Money Market	2.52%	100%	In compliance	AAA	AAA	In compliance
Agency CMOs/Mortgage Backed	0.00%	20%	In compliance	AAA/Aaa	AAA/aaa	In compliance
Municipal Bonds	0.00%	100%	In compliance	AAA/Aaa	A or better	In compliance
Negotiable CDs	0.00%	30%	In compliance	n/a	Collateralized	In compliance
Treasury Securities	0.00%	100%	In compliance	AAA/Aaa	AAA/aaa	In compliance
	100.00%					

Portfolio Value 63,274,985

INVESTMENTS IN ISSUERS REPRESENTING OVER 5%  
OF THE POWER RESERVE PORTFOLIO

<u>September 30, 2010</u>		
	<u>Market Value</u>	<u>% of Total</u>
FHLB	13,594,062.50	21.48%
FNMA	11,457,562.50	18.11%
FHLMC	7,518,407.50	11.88%
FFCB	5,003,125.00	7.91%
Total Fed Agencies	37,573,157.50	59.38%
OTHER PORTFOLIO INVESTMENTS	25,701,827.74	40.62%
Total Investments	63,274,985.24 *	100.00%

note: \* Includes Accrued Interest Receivable

POWER RESERVE FUND  
 Portfolio Management  
 Distribution of Investments By Type - Historic  
 (By Market Values)  
 In %

Investment Type	Fiscal Year Total															
	June 2000	June 2001	June 2002	June 2003	June 2004	June 2005	June 2006	June 2007	June 2008	June 2009	June 2010	June 2011	1st Qtr 2011	2nd Qtr 2011	3rd Qtr 2011	4th Qtr 2011
Money Market	0.23	12.31	8.23	3.33	0.24	4.48	7.17	14.53	38.16	0.20	22.34	28.06				
Federal Agency Issues - Coupon	64.61	65.08	58.33	60.93	79.57	86.91	85.88	80.47	43.47	76.28	65.32	59.58				
L.A.I.F.	0.00	0.00	16.61	8.31	8.81	0.00	0.00	0.00	14.73	8.59	9.86	9.84				
Corporate Bonds - Coupon	28.41	20.64	14.90	21.99	10.69	8.61	6.96	5.00	3.63	14.93	2.49	2.52				
Municipal Bonds	2.57	1.97	1.93	2.04	0.69	0.00	0.00	0.00	0.00	0.00	0.00	0.00				
Certificate of Deposit	0.00	0.00	0.00	0.00	0.00	0.00	0.00	0.00	0.00	0.00	0.00	0.00				
Federal Agency Discount	0.00	0.00	0.00	0.00	0.00	0.00	0.00	0.00	0.00	0.00	0.00	0.00				
Treasury Securities	0.90	0.00	0.00	3.40	0.00	0.00	0.00	0.00	0.00	0.00	0.00	0.00				
Agency CMOs/Mortgage Backed	3.28	0.00	0.00	0.00	0.00	0.00	0.00	0.00	0.00	0.00	0.00	0.00				
Commerical Paper - Disc (Amortizing)	0.00	0.00	0.00	0.00	0.00	0.00	0.00	0.00	0.00	0.00	0.00	0.00				
Asset Backed Securities	0.00	0.00	0.00	0.00	0.00	0.00	0.00	0.00	0.00	0.00	0.00	0.00				
Mutual Funds	0.00	0.00	0.00	0.00	0.00	0.00	0.00	0.00	0.00	0.00	0.00	0.00				
<b>Total</b>	<b>100.00</b>	<b>100.00</b>	<b>100.00</b>	<b>100.00</b>	<b>100.00</b>	<b>100.00</b>	<b>100.00</b>	<b>100.00</b>	<b>100.00</b>	<b>100.00</b>	<b>100.00</b>	<b>100.00</b>	<b>100.00</b>	<b>100.00</b>	<b>0.00</b>	<b>0.00</b>

**Power Reserve Portfolio - Total Return performance**

		<b>ML 1-3 Index</b>	<b>Power</b>
		<b><u>Corp/Gov</u></b>	<b><u>Reserve</u></b>
<b>2003</b>	1st quarter	1.570	1.250
	2nd quarter	2.590	1.260
	3rd quarter	0.110	0.560
	4th quarter	<u>(0.056)</u>	<u>0.870</u>
		4.214	3.940
<b>2004</b>	1st quarter	2.580	1.680
	2nd quarter	(2.730)	(1.250)
	3rd quarter	2.650	2.340
	4th quarter	<u>0.248</u>	<u>0.660</u>
		2.748	3.430
<b>2005</b>	1st quarter	(1.213)	(0.125)
	2nd quarter	2.380	2.250
	3rd quarter	(0.624)	(0.020)
	4th quarter	<u>0.438</u>	<u>0.510</u>
		0.981	2.615
<b>2006</b>	1st quarter	(0.305)	0.250
	2nd quarter	0.297	0.450
	3rd quarter	3.172	2.756
	4th quarter	<u>1.020</u>	<u>1.085</u>
		4.184	4.541
<b>2007</b>	1st quarter	1.757	1.726
	2nd quarter	(0.088)	0.441
	3rd quarter	3.047	2.833
	4th quarter	<u>2.940</u>	<u>1.960</u>
		7.656	6.960
<b>2008</b>	1st quarter	3.080	1.500
	2nd quarter	(1.660)	0.493
	3rd quarter	(0.770)	0.580
	4th quarter	<u>3.960</u>	<u>1.110</u>
		4.610	3.683
<b>2009</b>	1st quarter **	0.393	0.488
	2nd quarter	1.580	1.106
	3rd quarter	1.441	1.740
	4th quarter	<u>0.370</u>	<u>0.380</u>
		3.784	3.714
<b>2010</b>	1st quarter	0.306	0.560
	2nd quarter	1.000	0.856
	3rd quarter	0.918	0.470

<b>Effective Yield</b>	<b><u>Fiscal YTD</u></b>	<b><u>Current</u></b>
Power Reserve effective yield	<b>1.81%</b>	<b>1.81%</b>
State Treasurer's LAIF yield	0.51%	0.51%
2 Year Average Treasury yield	0.53%	0.53%

\*\* Index has been changed to ML 1-3 Corp/Govt beginning 1st quarter of 2009



## IV. Miscellaneous Portfolios

**Miscellaneous Funds  
September, 2010**

	Yield	Term	Maturity	Face Value	Cost	Market Value
<b><u>PCDC</u></b>						
FHLB 3133XQUH3 (12561)	3.125%	10/28/2010		\$1,000,000.00	\$1,000,000.00	\$1,002,187.50
FHLMC 3128X8EL2 (12622)	2.200%	1/20/2012		\$2,000,000.00	\$2,000,000.00	\$2,010,838.00
FHLMC 3134G1KL7 (12757)	1.500%	7/12/2013		\$2,500,000.00	\$2,500,000.00	\$2,513,680.00
LAIF	0.530%	8/1/2010		\$600,088.00	\$600,088.00	\$600,088.00
SUB-TOTAL				\$6,100,088.00	\$6,100,088.00	\$6,126,793.50
Money Mkt	0.260%	10/1/2010		\$6,709,230.85	\$6,709,230.85	\$6,709,230.85
TOTAL:				\$12,809,318.85	\$12,809,318.85	\$12,836,024.35
Weighted Average Maturity = 1.58						
<b><u>CFD</u></b>						
GIC w/Westdeutsche Landesbank (Collateralized thru Wells Fargo Bank)	5.730%	12/1/2025		\$1,329,066.80	\$1,329,066.80	\$1,329,066.80
Money Mkt	0.260%	10/1/2010		\$46,686.56	\$46,686.56	\$46,686.56
TOTAL:				\$1,375,753.36	\$1,375,753.36	\$1,375,753.36
Weighted Average Maturity = 14.73						
<b><u>1992 BOND LITIGATION RESERVE</u></b>						
Money Mkt	0.260%	10/1/2010		\$74,699.34	\$74,699.34	\$74,699.34
Weighted Average Maturity = 1 day						
<b><u>1976 ESCHEATMENT</u></b>						
Money Mkt	0.260%	10/1/2010		\$653,266.72	\$653,266.72	\$653,266.72
Weighted Average Maturity = 1 day						

**Miscellaneous Funds  
September, 2010**



<b><u>2005 EQUIPMENT LEASE FINANCING</u></b>						
Community Bank Deposit A/C 141417774	0.631%	10/1/2010	\$205,308.69	\$205,308.69	\$205,308.69	\$205,308.69
Weighted Average Maturity = 1 day			\$205,308.69	\$205,308.69	\$205,308.69	\$205,308.69
<b><u>2002 Electric Revenue Reserve Fund</u></b>						
Money Mkt	0.260%	10/1/2010	\$4,928,460.88	\$4,928,460.88	\$4,928,460.88	\$4,928,460.88
Weighted Average Maturity = 1 day			\$4,928,460.88	\$4,928,460.88	\$4,928,460.88	\$4,928,460.88
<b><u>2008B Prepayment Account(Capital Project Expenditures)</u></b>						
Money Mkt	0.260%	10/1/2010	\$120,563.55	\$120,563.55	\$120,563.55	\$120,563.55
Weighted Average Maturity = 1 day			\$120,563.55	\$120,563.55	\$120,563.55	\$120,563.55
<b><u>2009 Electric Revenue Cost of Issuance</u></b>						
Money Mkt	0.260%	10/1/2010	\$14,219.73	\$14,219.73	\$14,219.73	\$14,219.73
Weighted Average Maturity = 1 day			\$14,219.73	\$14,219.73	\$14,219.73	\$14,219.73
<b><u>2010A Electric Revenue Cost of Issuance</u></b>						
Money Mkt	0.260%	10/1/2010	\$115,051.41	\$115,051.41	\$115,051.41	\$115,051.41
Weighted Average Maturity = 1 day			\$115,051.41	\$115,051.41	\$115,051.41	\$115,051.41
<b><u>Annandale Assessment District</u></b>						
Municipal Bonds-Annandale Assessment	6.000%	9/2/2040	\$1,176,735.00	\$1,176,735.00	\$1,176,735.00	\$1,176,735.00
Weighted Average Maturity = 29.94			\$1,176,735.00	\$1,176,735.00	\$1,176,735.00	\$1,176,735.00
<b>GRAND TOTAL:</b>			<b>\$21,473,377.53</b>	<b>\$21,473,377.53</b>	<b>\$21,473,377.53</b>	<b>\$21,500,083.03</b>

## V. Investments Held by Trustees

**Schedule of Funds Held by Trustee  
CITY OF PASADENA  
For Period Ending 9/30/2010**

Trustee/Officer Maturity Date	Issue Name Investment	\$ Amount Shares/Par Value	Cost	Market Value	Maturity Date	% Yld
SunTrust Bank Charles Henderso (804)782-7087	2009 Equipment/Aircraft Lease Escrow Account Number 7930786-Equipmnet ST Leasing-Corp Agency Only-Now DDA LTD Use Acct FDIC Insd Cusip: 9900002560 Principal Cash	1,687,105.66	1,687,105.66	1,687,105.66	10/01/10	0.25%
<b>Total</b>		<b>1,687,105.66</b>	<b>1,687,105.66</b>	<b>1,687,105.66</b>		
Wells Fargo Bank Robert Schneider (213)614-3353 Jane Thang (213)614-5464	PPFA(Paseo Colorado Parking Facilities) 2008 Bond Fund Account #23200100 Well Fargo Advantage Government Money Market Serv Cash Reserve Fund Account #23200101 Well Fargo Advantage Government Money Market Serv Federal Home LN MTG Corp Cusip 3134G1AS3 Cost of Issuance Fund Account #23200103 Well Fargo Advantage Government Money Market Serv	9,190.14	9,190.14	9,190.14	10/01/10	0.01% 0.00%
<b>Total</b>		<b>2,009,190.14</b>	<b>2,009,190.14</b>	<b>2,015,750.14</b>		<b>0.01%</b> <b>3.00%</b> <b>0.00%</b>
BNY Mark Golder (213) 630-6418	Pasadena 2008C COPS Reserve Account #281635 Federal Faim Credit Bank Cusip: 31331JYH0 Goldman Fin. Sq. Tr. Prime Obligation #463 Base Rental Fund # 281744 Goldman Fin. Sq. Tr. Prime Obligation #463 Interest Fund # 281748 Goldman Fin. Sq. Tr. Prime Obligation #463 Goldman Fin. Sq. Tr. Prime Obligation #463	4,836,000.00 913.02	4,836,000.00 913.02	4,863,202.50 913.02	08/17/15 10/01/10	1.88% 0.01%
<b>Total</b>		<b>4,836,913.04</b>	<b>4,836,913.04</b>	<b>4,864,115.54</b>		<b>0.01%</b> <b>0.01%</b>

Schedule of Funds Held by Trustee  
 CITY OF PASADENA  
 For Period Ending 9/30/2010

Trustee/Officer Maturity Date	Issue Name Investment	\$ Amount Shares/Par Value	Cost	Market Value	Maturity Date	% Yld
	Pasadena 2008B COPS					
BNY Mark Golder (213) 630-6418	Cost of Issuance Fund # 281739					
	Cash	0.00	0.00	0.00	10/01/10	0.00%
	Interest Fund # 281740					
	Goldman Fin. Sq. Tr. Prime Obligation #463	15.22	15.22	15.22	10/01/10	0.01%
	Base Rental Fune #281742					
	Goldman Fin. Sq. Tr. Prime Obligation #463	0.01	0.01	0.01	10/01/10	0.00%
	Reserve Fund #281207					
	Federal Home Ln Mig Corp Cusip: 3134G1AS3	1,218,000.00	1,218,000.00	1,221,996.56	05/18/15	3.00%
	Goldman Fin. Sq. Tr. Prime Obligation #463	359.86	359.86	359.86	10/01/10	0.01%
	<b>Total</b>	<b>1,218,375.09</b>	<b>1,218,375.09</b>	<b>1,222,371.65</b>		
	Pasadena 2008A COPS					
BNY Mark Golder (213) 630-6418	Base Rental Fund #281732					
	Cash		8.64	8.64	10/01/10	0.01%
	Interest Fund #281733					
	Goldman Fin. Sq. Tr. Prime Obligation #463	0.00	0.00	0.00	10/01/10	0.01%
	Letter of Credit #281734					
	Bank of America CUS: S86494570	1.00	1.00	-	04/16/12	0.00%
	Cost of Issue Fund # 281737					
	Goldman Fin. Sq. Tr. Prime Obligation #463	-	-	-	10/01/10	0.01%
	<b>Total</b>	<b>1.00</b>	<b>9.64</b>	<b>8.64</b>		
	Pasadena Electric Revenue 2008					
BNY Mark Golder (213) 630-6418	Bond Fund Account#281628					
	Financial Guaranty Insurance Policy#D-2008-49 issued by Assured Guaranty on 2/14/08 Cusip: S86665710	1.00	1.00	0.00	06/01/37	0.00%
	<b>Total</b>	<b>1.00</b>	<b>1.00</b>	<b>0.00</b>		
	Pasadena Water Revenue 2007					
BNY Mark Golder (213) 630-6418	Debt Service Fund Account#281661					
	FSA Insurance Policy #208502=N \$21,500,000 Due 6/1/10	1.00	1.00	0.00	06/01/36	0.00%
	Parity Reserve Account# 281662					
	FSA Investment Agmt#00883-A Cus:S86881430	1,289,550.51	1,289,550.51	1,289,550.51	05/29/36	5.20%
	Goldman Fin. Sq. Tr. Prime Obligation #463	33,722.32	33,722.32	33,722.32	10/01/10	0.01%
	<b>Total</b>	<b>1,323,273.83</b>	<b>1,323,273.83</b>	<b>1,323,272.83</b>		

Schedule of Funds Held by Trustee  
 CITY OF PASADENA  
 For Period Ending 9/30/2010

Trustee/Officer Maturity Date	Issue Name Investment	\$ Amount Shares/Par Value	Cost	Market Value	Maturity Date	% Yld
	Pasadena Conf Ctr 2006AB					
BNY Mark Golder (213) 630-6418	<b>Certificate Fund #281711</b>					
	Goldman Fin. Sq. Tr. Prime Obligation #463	-	-	-	10/01/10	0.01%
	Cash	3.30	3.30	3.30	10/01/10	0.01%
	<b>Base Rent 2006A #281715</b>					
	AMBAC Insurance Pol#25713BE for \$27,139,972.15					
	DTD 9/7/06 Due 2/1/23 Cus: S86692630	1.00	1.00	0.00	02/01/23	0.00%
	Goldman Fin. Sq. Tr. Prime Obligation #463	75,965.41	75,965.41	75,965.41	10/01/10	0.01%
	<b>Reserve Fund#281722</b>					
	Goldman Fin. Sq. Tr. Prime Obligation #463	10,889,552.79	10,889,552.79	10,889,552.79	10/01/10	0.01%
	Goldman Fin. Sq. Tr. Prime Obligation #463	169,354.11	169,354.11	169,354.11	10/01/10	0.01%
	<b>Rebate Fund#281726</b>					
	Goldman Fin. Sq. Tr. Prime Obligation #463	1,500,047.35	1,500,047.35	1,500,047.35	10/01/10	0.01%
	Goldman Fin. Sq. Tr. Prime Obligation #463	78,338.36	78,338.36	78,338.36	10/01/10	0.01%
	<b>Prepayment #281735</b>					
	Goldman Fin. Sq. Tr. Prime Obligation #463	0.00	0.00	0.00	01/01/10	0.00%
	<b>Total</b>	<b>12,713,259.02</b>	<b>12,713,262.32</b>	<b>12,713,261.32</b>		
	Pasadena PFA 2006 Villa Parke/Fair Oaks/Lake Wash					
BNY Mark Golder (213) 630-6418	<b>Revenue Fund #280703</b>					
	Goldman Fin. Sq. Tr. Prime Obligation #463	76.49	76.49	76.49	10/01/10	0.01%
	<b>Total</b>	<b>\$76.49</b>	<b>\$76.49</b>	<b>\$76.49</b>		
	2006 Refunding Fair Oaks TABS					
BNY Mark Golder (213) 630-6418	<b>Reserve Fund #281116</b>					
	Federal Home Ln Mtg Corp Cusip: 3134G1AS3	240,000.00	240,000.00	240,787.50	05/18/15	3.00%
	Goldman Fin. Sq. Tr. Prime Obligation #463	0.00	0.00	0.00	10/01/10	0.01%
	Goldman Fin. Sq. Tr. Prime Obligation #463	283.79	283.79	283.79	10/01/10	0.01%
	<b>Total</b>	<b>\$240,283.79</b>	<b>\$240,283.79</b>	<b>\$241,071.29</b>		
	2006 Rfndng Lake/Wash TABS					
BNY Mark Golder (213) 630-6418	<b>Expense Fund #281119</b>					
	Goldman Fin. Sq. Tr. Prime Obligation #463	30.51	30.51	30.51	10/01/10	0.00%
	<b>Reserve Fund #281124</b>					
	Federal Home Ln Mtg Corp Cusip: 3134G1AS3	80,500.00	80,500.00	80,764.14	05/18/15	3.00%
	Goldman Fin. Sq. Tr. Prime Obligation #463	0.00	0.00	0.00	10/01/10	0.01%
	Goldman Fin. Sq. Tr. Prime Obligation #464	0.37	0.37	0.37	10/01/10	0.01%
	<b>Total</b>	<b>\$80,530.88</b>	<b>\$80,530.88</b>	<b>\$80,795.02</b>		

Schedule of Funds Held by Trustee  
 CITY OF PASADENA  
 For Period Ending 9/30/2010

Trustee/Officer Maturity Date	Issue Name Investment	\$ Amount Shares/Par Value	Cost	Market Value	Maturity Date	% Yld
BNY Mark Golder (213) 630-6418	2006 VillalParke TABS <b>Reserve Fund #281132</b> Federal Home Ln Mtg Corp Cusip: 3134G1AS3 Goldman Fin. Sq. Tr. Prime Obligation #463 <b>Special Fund #281134</b> Goldman Fin. Sq. Tr. Prime Obligation #463 Goldman Fin. Sq. Tr. Prime Obligation #463 <b>Total</b>	8,000.00 784.53 0.00 0.71 <b>\$8,785.24</b>	8,000.00 784.53 0.00 0.71 <b>\$8,785.24</b>	8,026.25 784.53 0.00 0.71 <b>\$8,811.49</b>	05/18/15 10/01/10 10/01/10 10/01/10	3.00% 0.01% 0.01% 0.01%
BNY Mark Golder (213) 630-6418	Pasadena 2006 TABS (Townhouse) <b>Reserve Account #281361</b> Goldman Fin. Sq. Tr. Prime Obligation #463 Federal Home Ln Mtg Corp Cusip: 3134G1AS3 <b>Total</b>	0.15 193,500.00 \$193,500.15	0.15 193,500.00 \$193,500.15	0.15 194,134.92 \$194,135.07	10/01/10 05/18/15	0.01% 3.00%
Deutsche Bank (415)617-2872	Pasadena 2006 Variable & Lease Revenue Bonds <b>Interest Fund Account#51152 (S8423.3)</b> ICT-Treasury Portfolio Cash <b>Principal Fund Account (S8423.4)</b> Fin SQ Gov Fund Srv Cusip: 38141W257	9,315.51	9,315.51	9,315.51	10/01/10	0.01% 0.00%
	<b>Bond Reserve Fund Account#51155 (S8423.6)</b> Federal Home Loan Mtg Corp Cusip:3134G1AS3 ICT-Treasury Portfolio Cusip: 461473209 <b>Total</b>	3,700,000.00 33,235.92 3,789,314.73	3,700,000.00 33,235.92 3,789,314.73	3,712,136.00 33,235.92 3,801,450.73	05/18/15 10/01/10	3.00% 0.01%
BNY Mark Golder (213) 630-6418	Pasadena Tax Pension 2004 Bond <b>Bond Fund Account #281703</b> Goldman Fin. Sq. Tr. Prime Obligation #463 Goldman Fin. Sq. Tr. Prime Obligation #463 <b>Total</b>	\$ 1,365,794.84 \$ 4,236.12 1,370,030.96	\$ 1,365,794.84 \$ 4,236.12 1,370,030.96	\$ 1,365,794.84 \$ 4,236.12 1,370,030.96	10/01/10 10/01/10	0.01% 0.01%
City of Pasadena Vic Erganian (626) 744-4422 BNY Mark Golder (213) 630-6418	Pasadena Electric Revenue 2003 <b>Bond Fund Account #281625</b> Financial Security Assurance Insurance Policy Policy #201570-N Dated 8/21/03 \$9,905,000 <b>Total</b>	N/A 0.00	N/A 0.00	N/A 0.00	06/01/22	



Schedule of Funds Held by Trustee  
 CITY OF PASADENA  
 For Period Ending 9/30/2010

Trustee/Officer Maturity Date	Issue Name Investment	\$ Amount Shares/Par Value	Cost Value	Market Value	Maturity Date	% Yld
	Pasadena Water Revenue 2003					
	<b>Parity Reserve Account #281651</b>					
Mark Golder (213) 630-6418	Bank of America Investment Cus:S86881440	3,390,131.76	3,390,131.76	3,390,131.76	06/01/33	5.56%
	Goldman Fin. Sq. Tr. Prime Obligation #463	94,248.77	94,248.77	94,248.77	10/01/10	0.01%
	<b>Debt Service Fund Account #281652</b>					
	FGIC Insurance Policy #0301090, Dated 8/21/03	N/A	N/A	N/A	06/01/33	
	\$47,425,000 Orig Issuance; CUS S86901890	3,484,380.53	3,484,380.53	3,484,380.53		
	<b>Total</b>					
	Pasadena City Hall/Park 2003					
	<b>Redemption Account #281633</b>					
BNY Mark Golder (213) 630-6418	Goldman Fin. Sq. Tr. Prime Obligation #463	0.00	0.00	0.00	10/01/10	0.00%
	<b>Certificate Account #281634</b>					
	Cash	0.00	0.00	0.00	10/01/10	0.01%
	Goldman Fin. Sq. Tr. Prime Obligation #463	0.00	0.00	0.00	10/01/10	0.01%
	<b>Total</b>	\$0.00	\$0.00	\$0.00		
	Pasadena Electric Revenue 2002					
	<b>Bond Fund Account #281620</b>					
	MBIA Ins. Policy #38581 8/6/02	N/A	N/A	N/A	06/01/22	
	\$82,320,000; Maturity 06/01/22					
	<b>Parity Reserve Account #281621</b>					
	MBIA Debt Service Surety Bond #27359 (2)	N/A	N/A	N/A	08/01/24	
	\$5,662,619.95; Maturity 08/01/024					
	Pasadena 2001 COPS Capital Improvements					
	<b>Lease Payments Account #281602</b>					
BNY Mark Golder (213) 630-6418	Goldman Fin. Sq. Tr. Prime Obligation #463	0.07	0.07	0.07	10/01/10	0.01%
	MBIA Ins. Policy #37169 1/8/02					
	\$2,330,000; Maturity 01/01/09; Cus:S86762130	1.00	1.00	0.00	01/01/09	0.00%
	<b>Reserve Account #281603</b>					
	Federal Farm Credit Bank Cusip:31331JYHO	2,172,000.00	2,172,000.00	2,184,217.50	08/17/15	1.88%
	Goldman Fin. Sq. Tr. Prime Obligation #463	27,273.89	27,273.89	27,273.89	10/01/10	0.01%
	<b>Total</b>	\$2,199,274.96	\$2,199,274.96	\$2,211,491.46		

Schedule of Funds Held by Trustee  
 CITY OF PASADENA  
 For Period Ending 9/30/2010

Trustee/Officer Maturity Date	Issue Name Investment	\$ Amount Shares/Par Value	Cost	Market Value	Maturity Date	% Yld
BNY Mark Golder (213) 630-6418	Pasadena Financing Authority 2000 <b>Orange Grove Reserve Account #281452</b>					
	Federal Farm Credit Bank Cusip: 31331JYH0	280,000.00	280,000.00	281,575.00	08/17/15	1.88%
	Goldman Fin. Sq. Tr. Prime Obligation #463	13.14	13.14	13.14	10/01/10	0.01%
	<b>Villa Parke Reserve Account #281453</b>					
	Federal Farm Credit Bank Cusip: 31331JYH0	180,000.00	180,000.00	181,012.50	08/17/15	1.88%
	Goldman Fin. Sq. Tr. Prime Obligation #463	11.90	11.90	11.90	10/01/10	0.01%
	<b>Pasadena PFA Revenue Account #281454</b>					
	Goldman Fin. Sq. Tr. Prime Obligation #463	270.45	270.45	270.45	10/01/10	0.01%
	Goldman Fin. Sq. Tr. Prime Obligation #463	14,576.61	14,576.61	14,576.61	10/01/10	0.01%
	<b>Pasadena PFA Surplus Account #281457</b>					
	Goldman Fin. Sq. Tr. Prime Obligation #463	189,793.47	189,793.47	189,793.47	10/01/10	0.01%
	<b>Total</b>	<b>664,655.57</b>	<b>664,655.57</b>	<b>667,253.07</b>		
BNY Mark Golder (213) 630-6418	Pasadena Pension Ser99A <b>Bond Fund Account #281381</b>					
	MetLife Short Term FDG LLC Cusip 59157ULF5	2,864,000.00	2,864,000.00	2,863,132.49	11/15/10	0.00%
	Goldman Fin. Sq. Tr. Prime Obligation #463	282,411.42	282,411.42	282,411.42	10/01/10	0.01%
	MBI Ins. Pol. #16660BE, AMBAC Assurance Corp.	N/A	N/A	N/A	08/05/99	
	<b>Interest Payment Account #281382</b>					
	Goldman Fin. Sq. Tr. Prime Obligation #463	0.52	0.52	0.52	10/01/10	0.01%
	<b>Total</b>	<b>\$3,146,411.94</b>	<b>\$3,146,411.94</b>	<b>\$3,145,544.43</b>		
BNY Mark Golder (213) 630-6418	Pasa Elec RFDG '98 <b>Bond Fund Acct #281366</b>					
	MBIA Fin Guaranty Ins Pol#27359(1) Cusip: S86279050	1.00	1.00	0.00	08/01/24	0.00%
	<b>Parity RSV #281367</b>					
	MBIA D/S Rsv Sur Bnd#27359(2) 5,662,619.95	1.00	0.00	0.00	08/01/24	0.00%
	<b>Total</b>	<b>2.00</b>	<b>1.00</b>	<b>0.00</b>		

**Schedule of Funds Held by Trustee  
CITY OF PASADENA  
For Period Ending 9/30/2010**

Trustee/Officer Maturity Date	Issue Name Investment	\$ Amount Shares/Par Value	Cost	Market Value	Maturity Date	% Yld
BNY	1993 Refunding & Cap.					
Mark Golder (213) 630-6418	Base Rent #281136					
	Goldman Fin. Sq. Tr. Prime Obligation #463	162,387.59	162,387.59	162,387.59	10/01/10	0.01%
	Goldman Fin. Sq. Tr. Prime Obligation #464	38.33	38.33	38.33	10/01/10	0.01%
	Cash	0.00	0.00	0.00		
	<b>Total</b>	<b>162,425.92</b>	<b>162,425.92</b>	<b>162,425.92</b>		
	Rebate #281142					
	Goldman Fin. Sq. Tr. Prime Obligation #463	7.54	7.54	7.54	10/01/10	0.00%
	<b>Certificate Reserve #281143</b>					
	Federal Farm Credit Bank Cusip: 31331JYH0	3,500,000.00	3,500,000.00	3,519,687.50	08/17/15	1.88%
	Goldman Fin. Sq. Tr. Prime Obligation #463	236,131.42	236,131.42	236,131.42	10/01/10	0.01%
	<b>Total Funds</b>	<b>\$3,898,564.88</b>	<b>\$3,898,564.88</b>	<b>\$3,918,252.38</b>		
BNY	93 Old Pasa Pkng Rfndng					
Mark Golder (213) 630-6418	Reserve Fund 281147					
	Goldman Fin. Sq. Tr. Prime Obligation #463	0.02	0.02	0.02	10/01/10	0.01%
	Transamerica GIC #79165 \$2,238,536.00 ;Cus: S8688C	2,225,312.50	2,225,312.50	2,225,312.50	1/1/18	7.00%
	<b>Total</b>	<b>\$2,225,312.52</b>	<b>\$2,225,312.52</b>	<b>\$2,225,312.52</b>		
BNY	1987 Los Robles					
Mark Golder (213) 630-6418	Base Rent #060755					
	Goldman Fin. Sq. Tr. Prime Obligation #463	30,847.44	30,847.44	30,847.44	10/01/10	0.01%
	Goldman Fin. Sq. Tr. Prime Obligation #463	0.00	0.00	0.00	10/01/10	0.01%
	<b>Reserve Fund #060757</b>					
	Federal Farm Credit Bank Cusip:31331JYH0	2,700,000.00	2,700,000.00	2,715,187.50	08/17/15	1.88%
	<b>L/C Account #060758</b>					
	BNY/CSTRS Irr. L/C #S00043502/STRS-41					
	\$17,664,167					
	<b>Total</b>	<b>\$2,730,847.44</b>	<b>\$2,730,847.44</b>	<b>\$2,746,034.94</b>	11/01/12	
SCPPA	SCPPA Investments					
Yolly Panig (213) 367-3074	<b>SCPPA Project Stabilization Fund</b>					
	Fidelity Inst Prime Cusip:S99991630	280,424.32	280,424.32	280,424.32	08/01/10	0.01%
	Federal Home Ln Mtg Corp MTN Cusip: 3134G1LN2	2,800,000.00	2,800,000.00	2,814,560.00	07/20/15	2.38%
	Federal Home Ln Bks Cusip: 313370DX3	1,000,000.00	1,001,562.50	1,001,562.50	02/04/15	1.88%
	Federal Home Ln Mtg Corp MTN Cusip: 3134G1RS5	1,150,000.00	1,153,162.50	1,154,312.50	08/25/15	2.00%
	<b>Total</b>	<b>\$5,230,424.32</b>	<b>\$5,235,149.32</b>	<b>\$5,250,859.32</b>		
Inv. Approvd by Sanwa						
	<b>TOTAL FUND BALANCE</b>	<b>\$53,050,525.18</b>	<b>\$53,055,261.12</b>	<b>\$53,171,385.48</b>		