

Quarterly Investment Report

I. Pooled Investment Portfolio

II. Capital Endowment Portfolio

III. Power Reserve Portfolio

IV. Miscellaneous Portfolios

V. Investments Held by Trustees

I. Pooled Investment Portfolio



CITY OF PASADENA
Treasurer's Pooled Investment Portfolio

Vicken Erganian
 City Treasurer


SEPTEMBER 2009

PORTFOLIO COMPLIANCE

The Treasurer's investment portfolio is in compliance with the California Government Code Section 53601 and the City's Investment Policy approved by the City Council on September 14, 2009. The holdings in the investment pool are in compliance with the current investment policy statement. Further information on compliance issues can be obtained by calling the City of Pasadena Treasurer's Office. A complete copy of the monthly investment report on the investment portfolio, including a detailed listing of each investment, is available by calling the Treasurer's office at (626)744-4422.

PORTFOLIO STRUCTURE AS OF 9/30/09

TYPE	MARKET VALUE	PERCENT
Money Market Fund	30,167,060	9.84%
Municipal Bonds	19,927,112	6.50%
Certificate of Deposit	560,000	0.18%
Corporate Bonds	31,826,438	10.38%
Mortgage Backed Securities/GNMA's	504	0.00%
Federal Agencies	181,688,974	59.28%
LAIF	40,000,000	13.05%
Cash in Bank	2,300,705	0.75%
TOTALS:	306,470,792	100.00%
Accrued Interest Receivable	1,285,299	
GRAND TOTAL:	307,756,091	



PORTFOLIO LIQUIDITY AS OF 9/30/09

Aging Interval	Par Value	Percent of Portfolio
0-30 Days	70,167,061	23.34%
31 days - 1 Year	26,455,008	8.80%
1 - 2 Years	40,225,699	13.38%
2 - 3 Years	76,000,011	25.27%
3 - 4 Years	45,499,982	15.13%
4 - 5 Years	42,345,014	14.08%
Over 5 Years	443	0.00%
TOTAL:	300,693,218	100.00%

PORTFOLIO STATISTICS

	Sep-09	Aug-09	Jul-09	Jun-09	May-09	Apr-09
Month-End Mkt Value	307,756,091	300,748,769	302,039,324	313,211,051	321,463,431	302,238,188
Modified Duration	1.89	2.08	1.95	1.56	1.61	1.55
Weighted Average Maturity	2.16	2.22	2.16	1.90	1.77	1.73
Yield to Maturity	2.094%	2.327%	2.391%	2.222%	2.258%	2.384%
Interest Earned	558,565	566,681	570,777	556,722	623,499	640,148
Fiscal Year To Date Interest Earned	1,696,023	1,137,458	570,777	9,297,802	8,741,080	8,117,581
Fair Value Change Gain/(Loss)	474,739	687,757	249,927	635,507	1,131,374	1,097,443
Fiscal Year To Date change in fair value	1,412,424	937,684	249,927	1,946,351	1,310,844	179,470
Total Fiscal YTD earnings	3,108,446	2,075,142	820,704	11,244,153	10,051,924	8,297,051

CITY POOLED PORTFOLIO
Portfolio Management
Portfolio Details - Investments
September 30, 2009

CUSIP	Investment #	Issuer	Average Balance	Purchase Date	Par Value	Market Value	Book Value	Stated Rate	Moody's	YTM 365	Days to Maturity	Maturity Date
LAIF												
SYS864	864	Local Agency Investment Fund			40,000,000.00	40,000,000.00	40,000,000.00	0.900		0.900	1	
		Subtotal and Average	35,500,000.00		40,000,000.00	40,000,000.00	40,000,000.00			0.900	1	
Money Market Fund												
SYS12466	12466	MERRILL LYNCH			30,167,059.81	30,167,059.81	30,167,059.81	0.260		0.264	1	
		Subtotal and Average	22,106,220.27		30,167,059.81	30,167,059.81	30,167,059.81			0.264	1	
Mortgage Backs												
362069AN6	146	GOVERNMENT NAT'L MORTGAGE ASSOC		06/01/1994	85.08	85.57	85.08	11.000	Aaa	11.000	165	03/15/2010
362102T70	143	GOVERNMENT NAT'L MORTGAGE ASSOC		06/01/1994	383.48	418.16	383.48	11.500	Aaa	11.500	1,322	05/15/2013
		Subtotal and Average	483.29		468.56	503.73	468.56			11.409	1,112	
Municipal Bonds												
702274AC5	12627	PPFA MUNI - 2008 PASEO BONDS		01/28/2009	13,895,000.00	13,895,000.00	13,895,000.00	0.430		0.882	91	12/31/2009
79730PBE4	12579	SAN DIEGO REDEVELOPMENT AGENCY		06/05/2008	2,000,000.00	2,007,880.00	2,000,000.00	4.090	Aaa	4.092	335	09/01/2010
SYS1783	1783	MUNI - PCDC		06/30/1996	725,689.42	725,689.42	725,689.42	6.000		6.000	637	06/30/2011
79730PBF1	12578	SAN DIEGO REDEVELOPMENT AGENCY		06/05/2008	2,000,000.00	2,055,860.00	2,000,000.00	4.490	Aaa	4.492	700	09/01/2011
SYS12705	12705	PPFA MUNI - ANNANDALE ASSESS		09/02/2009	1,186,835.00	1,186,835.00	1,186,835.00	6.000		6.000	11,294	09/02/2040
		Subtotal and Average	20,767,963.25		19,807,524.42	19,871,264.42	19,807,524.42			2.065	868	
Certificates of Deposit - Bank												
SYS12038	12038	Community Bank		06/28/2007	560,000.00	560,000.00	560,000.00	4.900		4.900	271	06/29/2010
		Subtotal and Average	560,000.00		560,000.00	560,000.00	560,000.00			4.900	271	
Federal Agency Issues - Coupon												
31398AVL3	12633	FED NATIONAL MORTGAGE ASSN		03/02/2009	5,000,000.00	5,020,315.00	5,000,000.00	2.000	Aaa	2.000	517	03/02/2011
31398AVL3	12634	FED NATIONAL MORTGAGE ASSN		03/02/2009	5,000,000.00	5,020,315.00	5,000,000.00	2.000	Aaa	2.000	517	03/02/2011
3128X8QH8	12642	FED HOME LOAN MORTGAGE CORP		03/16/2009	7,544,355.00	7,544,355.00	7,499,316.41	2.000	Aaa	2.006	531	03/16/2011
31398AVY5	12643	FED NATIONAL MORTGAGE ASSN		03/16/2009	2,000,000.00	2,017,500.00	2,000,000.00	2.125	Aaa	2.125	561	04/15/2011
3136FHJ30	12655	FED NATIONAL MORTGAGE ASSN		07/01/2009	5,000,000.00	5,000,000.00	5,000,000.00	1.875	Aaa	1.875	638	07/01/2011
3133XUCE1	12675	Federal Home Loan Bank		08/12/2009	5,000,000.00	5,015,625.00	5,000,000.00	1.500	Aaa	1.500	680	08/12/2011
3128X9CG3	12680	FED HOME LOAN MORTGAGE CORP		09/02/2009	5,000,000.00	5,026,305.00	5,000,000.00	1.750	Aaa	1.750	701	09/02/2011
3133XUPJ6	12684	Federal Home Loan Bank		09/09/2009	3,000,000.00	3,001,875.00	3,000,000.00	1.250	Aaa	1.250	708	09/09/2011
3136FHWB7	12658	FED NATIONAL MORTGAGE ASSN		05/21/2009	5,000,000.00	5,028,125.00	5,000,000.00	1.500	Aaa	1.500	781	11/21/2011
31331GJV2	12620	Federal Farm Credit Bank		01/12/2009	5,000,000.00	5,020,315.00	5,000,000.00	2.250	Aaa	2.250	833	01/12/2012

CITY POOLED PORTFOLIO
Portfolio Management
Portfolio Details - Investments
September 30, 2009

CUSIP	Investment #	Issuer	Average Balance	Purchase Date	Par Value	Market Value	Book Value	Stated Rate	Moody's	YTM	Days to Maturity	Maturity Date
											365	
Federal Agency Issues - Coupon												
3128X8JB9	12628	FED HOME LOAN MORTGAGE CORP		02/17/2009	5,000,000.00	5,030,945.00	5,000,000.00	2.450	Aaa	2.450	889	02/17/2012
3128X8JB9	12629	FED HOME LOAN MORTGAGE CORP		02/17/2009	5,000,000.00	5,030,945.00	4,999,207.41	2.450	Aaa	2.457	889	02/17/2012
3136FHCF0	12632	FED NATIONAL MORTGAGE ASSN		02/26/2009	7,000,000.00	7,109,375.00	7,000,000.00	2.250	Aaa	2.250	876	02/24/2012
3136FHCF0	12635	FED NATIONAL MORTGAGE ASSN		03/02/2009	5,000,000.00	5,078,125.00	5,000,000.00	2.250	Aaa	2.250	876	02/24/2012
3136FHCF0	12637	FED NATIONAL MORTGAGE ASSN		03/05/2009	5,000,000.00	5,031,250.00	4,999,192.70	2.330	Aaa	2.337	876	02/24/2012
3133XUHV8	12678	Federal Home Loan Bank		08/27/2009	5,000,000.00	5,012,500.00	5,000,000.00	2.000	Aaa	2.000	879	02/27/2012
31398AVX7	12640	FED NATIONAL MORTGAGE ASSN		03/19/2009	5,000,000.00	5,040,625.00	5,000,000.00	2.500	Aaa	2.500	900	03/19/2012
31331GSB6	12648	Federal Farm Credit Bank		04/09/2009	3,000,000.00	3,022,500.00	2,999,495.56	2.200	Aaa	2.207	921	04/09/2012
31398AWG3	12645	FED NATIONAL MORTGAGE ASSN		04/08/2009	5,000,000.00	5,034,375.00	5,000,000.00	2.250	Aaa	2.250	921	04/09/2012
31398AWG3	12650	FED NATIONAL MORTGAGE ASSN		04/21/2009	5,000,000.00	5,034,375.00	5,004,250.94	2.250	Aaa	2.215	921	04/09/2012
31331GUD9	12653	Federal Farm Credit Bank		04/27/2009	5,000,000.00	5,026,565.00	5,000,000.00	2.030	Aaa	2.030	939	04/27/2012
3128X8YX4	12651	FED HOME LOAN MORTGAGE CORP		05/18/2009	6,000,000.00	6,008,622.00	6,000,000.00	1.500	Aaa	1.500	980	05/18/2012
3136FHHL2	12646	FED NATIONAL MORTGAGE ASSN		04/09/2009	5,000,000.00	5,029,690.00	5,000,000.00	2.375	Aaa	2.375	1,104	10/09/2012
3128X8J45	12661	FED HOME LOAN MORTGAGE CORP		06/11/2009	5,000,000.00	5,047,995.00	5,000,000.00	2,000	Aaa	2,000	1,167	12/11/2012
3133XTLW3	12664	Federal Home Loan Bank		06/24/2009	5,000,000.00	5,042,190.00	5,000,000.00	2,300	Aaa	2,300	1,180	12/24/2012
3128X8X38	12671	FED HOME LOAN MORTGAGE CORP		07/14/2009	5,000,000.00	5,026,525.00	5,000,000.00	2,500	Aaa	2,500	1,201	01/14/2013
3133XTQ33	12659	Federal Home Loan Bank		06/11/2009	5,000,000.00	5,010,940.00	5,000,000.00	2,500	Aaa	2,500	1,348	06/11/2013
31331GS26	12686	Federal Farm Credit Bank		09/28/2009	5,000,000.00	4,982,815.00	4,997,505.23	2,350	Aaa	2,363	1,453	09/23/2013
3133XS9Y3	12624	Federal Home Loan Bank		02/18/2009	2,345,000.00	2,353,793.75	2,345,000.00	3,250	Aaa	3,250	1,601	02/18/2014
3136F87K3	12631	FED NATIONAL MORTGAGE ASSN		02/18/2009	5,000,000.00	5,031,250.00	4,999,123.89	3,250	Aaa	3,254	1,601	02/18/2014
3133XTLW4	12654	Federal Home Loan Bank		05/12/2009	5,000,000.00	4,995,315.00	5,000,000.00	3,050	Aaa	3,050	1,684	05/12/2014
3133XTLW4	12655	Federal Home Loan Bank		05/12/2009	5,000,000.00	4,995,315.00	5,000,000.00	3,050	Aaa	3,050	1,684	05/12/2014
3136FHK46	12667	FED NATIONAL MORTGAGE ASSN		07/08/2009	5,000,000.00	5,003,125.00	5,000,000.00	4,150	Aaa	4,150	1,741	07/08/2014
31331GZS1	12672	Federal Farm Credit Bank		07/14/2009	5,000,000.00	4,992,190.00	5,000,000.00	3,230	Aaa	3,230	1,747	07/14/2014
31331GZS1	12673	Federal Farm Credit Bank		07/17/2009	5,000,000.00	4,992,190.00	5,005,992.63	3,230	Aaa	3,203	1,747	07/14/2014
31398AYN6	12677	FED NATIONAL MORTGAGE ASSN		07/28/2009	5,000,000.00	5,050,000.00	4,983,112.50	3,000	Aaa	3,076	1,761	07/28/2014
3128X86M9	12679	FED HOME LOAN MORTGAGE CORP		08/27/2009	5,000,000.00	5,013,980.00	4,997,547.22	3,000	Aaa	3,709	1,791	08/27/2014
Subtotal and Average					180,845,000.00	181,682,245.75	180,829,744.49			2.392	1,080	
Corporate Bonds - Coupon												
40429XBN5	9858	HSBC FINANCE CORPORATION		03/10/2005	4,000,000.00	3,964,480.00	4,000,000.00	0.714	A3	3.814	160	03/10/2010
40429JAG2	12208	HSBC FINANCE CORPORATION		09/25/2007	3,000,000.00	2,988,021.00	2,998,186.78	0.714	A3	2.544	221	05/10/2010
58018YV0	12376	ML CORPORATION BOND		11/20/2007	3,000,000.00	3,075,984.00	2,983,947.84	4.790	A2	5.480	307	08/04/2010
38141EA41	12688	GOLDMAN SACHS		08/28/2009	5,000,000.00	5,132,995.00	5,137,580.23	3.625	Aa3	2.610	1,035	08/01/2012
46625HT1	12683	JPMORGAN CHASE		08/26/2009	5,000,000.00	5,379,935.00	5,355,431.39	5.375	Aa2	2.880	1,096	10/01/2012
64952WAL2	12520	NEW YORK LIFE GL		01/29/2008	3,000,000.00	3,213,729.00	3,100,350.27	5.250	Aaa	4.030	1,111	10/16/2012

											Yield	Duration	Weight
Subtotal and Average											2.392	1.080	100.00%
Portfolio PASD													
											3.814	160	03/10/2010
											2.544	221	05/10/2010
											5.480	307	08/04/2010
											2.610	1,035	08/01/2012
											2.880	1,096	10/01/2012
											4.030	1,111	10/16/2012
											3.814	160	03/10/2010
											2.544	221	05/10/2010
											5.480	307	08/04/2010
											2.610	1,035	08/01/2012
											2.880	1,096	10/01/2012
											4.030	1,111	10/16/2012

CITY POOLED PORTFOLIO
Portfolio Management
Portfolio Details - Investments
September 30, 2009

CUSIP	Investment #	Issuer	Average Balance	Purchase Date	Par Value	Market Value	Book Value	Stated Rate	Moody's	YTM 365	Days to Maturity	Maturity Date
Corporate Bonds - Coupon												
36962G3K8	12518	GE Capital Corp		01/25/2008	2,500,000.00	2,643,105.00	2,570,397.01	5.250	Aa2	4.220	1,114	10/19/2012
36962G3K8	12533	GE Capital Corp		02/04/2008	5,000,000.00	5,286,210.00	5,126,383.36	5.250	Aa2	4.324	1,114	10/19/2012
		Subtotal and Average	34,576,577.86		30,500,000.00	31,884,459.00	31,272,276.88			3.632	813	
		Total and Average	302,439,536.50		301,880,052.79	303,985,532.71	302,837,074.16			2.084	787	

CITY POOLED PORTFOLIO
Portfolio Management
Portfolio Details - Cash
September 30, 2009

CUSIP	Investment #	Issuer	Average Balance	Purchase Date	Par Value	Market Value	Book Value	Stated Rate	Moody's	YTM	Days to Maturity
		Average Balance	0.00			204,554.30	204,554.30				0
		Accrued Interest at Purchase				204,554.30	204,554.30				
		Subtotal				304,170,087.01	302,841,628.46			2.094	787
		Total Cash and Investments	302,438,536.50								
		Cash				2,300,704.81					
		Accrued Interest				1,285,298.94					
		Total				307,756,090.76					

COMPLIANCE REPORT

Pooled Investment Portfolio
As of 9/30/09

	Diversification		Credit Quality		Maturity
	Portfolio % of total	State Gov't Code limits	Portfolio compliance	Portfolio Credit Quality per Gov Code	
Money Market Fund	9.84%	100%	In compliance	A or better	In compliance
Municipal Bonds	6.50%	100%	In compliance	A or better	In compliance
Negotiable CDs	0.18%	30%	In compliance	Collateralized	In compliance
Corporate Bonds	10.38%	30%	In compliance	A or better	In compliance
Agency CMOs/Mortgage Backed	0.00%	20%	In compliance	AAA/aaa	In compliance
Federal Agency Issues	59.28%	100%	In compliance	AAA/aaa	In compliance
LAIF	13.05%	100%	In compliance	n/a	In compliance
Cash	0.75%	100%	In compliance	Collateralized	In compliance
Repurchase Agreements	0.00%	100%	In compliance	102% Collateral	In compliance
Treasury Securities	0.00%	100%	In compliance	AAA/aaa	In compliance
Bank Notes	0.00%	100%	In compliance	AAA/aaa	In compliance
Federal Agency Discount	0.00%	100%	In compliance	AAA/aaa	In compliance
	100.00%				

Portfolio Value 307,756,091

**INVESTMENTS IN ISSUERS REPRESENTING OVER 5%
OF THE POOL PORTFOLIO**

	<u>September 30, 2009</u>	
	Market Value	% of Total
FHLB	35,427,553.75	11.56%
FHLMC	43,689,672.00	14.26%
FNMA	74,532,195.00	24.32%
FFCB	28,039,552.77	9.15%
Total Fed Agencies	181,688,973.52	59.28%
OTHER PORTFOLIO INVESTMENTS	124,781,818.30	40.72%
Total Investments	306,470,791.82 *	100.00%

note: * - Excludes Accrued Interest Receivable

CITY POOLED PORTFOLIO
 Portfolio Management
 Distribution of Investments By Type - Historic
 (By Market Values)
 In %

Investment Type	Fiscal Year Total															
	June 1998	June 1999	June 2000	June 2001	June 2002	June 2003	June 2004	June 2005	June 2006	June 2007	June 2008	June 2006	1st Qtr 2010	2nd Qtr 2010	3rd Qtr 2010	4th Qtr 2010
Money Market	0.00	0.00	0.00	0.00	0.00	0.00	0.00	0.00	0.00	0.00	12.41	12.56	9.84			
Municipal Bonds	3.06	4.59	3.92	3.25	1.30	1.00	0.79	0.68	0.60	0.49	1.76	9.21	6.50			
Certificate of Deposit	0.00	0.43	0.00	1.33	1.02	0.81	0.27	0.26	0.27	0.20	0.20	0.18	0.18			
Corporate Bonds - Coupon	2.51	7.76	5.75	22.66	13.28	14.68	6.95	6.46	5.62	5.58	14.99	14.10	10.38			
Agency CMOs/Mortgage Backed	19.77	12.36	10.90	0.03	1.66	0.55	0.19	0.09	0.04	0.00	0.00	0.00	0.00			
Federal Agency Issues - Coupon	24.59	44.01	45.19	48.60	57.48	47.80	68.59	74.65	74.65	70.76	56.14	48.56	59.28			
L.A.I.F.	8.81	9.24	0.29	19.76	9.45	16.29	14.21	5.36	0.23	0.23	13.99	12.88	13.05			
Cash	1.42	2.29	1.06	1.92	0.67	2.08	1.00	0.73	0.68	0.41	0.51	0.84	0.75			
Repurchase Agreements	25.93	10.34	25.97	0.89	10.88	8.23	4.99	8.93	15.26	17.87	0.00	0.00	0.00			
Treasury Securities	13.91	8.98	6.92	0.00	0.00	8.17	1.81	1.69	2.65	4.46	0.00	0.00	0.00			
Bank Notes	0.00	0.00	0.00	0.00	0.00	0.00	0.00	0.00	0.00	0.00	0.00	1.66	0.00			
Federal Agency Discount	0.00	0.00	0.00	0.00	1.54	0.39	1.09	0.78	0.00	0.00	0.00	0.00	0.00			
Commerical Paper - Disc (Amortizing)	0.00	0.00	0.00	0.00	0.08	0.00	0.12	0.37	0.00	0.00	0.00	0.00	0.00			
Asset Backed Securities	0.00	0.00	0.00	1.56	0.19	0.00	0.00	0.00	0.00	0.00	0.00	0.00	0.00			
Mutual Funds	0.00	0.00	0.00	0.00	0.00	0.00	0.00	0.00	0.00	0.00	0.00	0.00	0.00			
Total	100.00	100.00	100.00	100.00	97.55	100.00	100.00	100.00	100.00	100.00	100.00	100.00	100.00	0.00	0.00	0.00

Pooled Portfolio - Total Return Performance

		ML 1-3 Index Corp/Gov	Pooled Portfolio
2003	1st quarter	0.866	1.129
	2nd quarter	1.105	0.862
	3rd quarter	0.490	0.570
	4th quarter	<u>0.256</u>	<u>0.370</u>
		2.717	2.931
2004	1st quarter	1.120	0.910
	2nd quarter	(1.120)	(0.570)
	3rd quarter	1.130	1.380
	4th quarter	<u>0.096</u>	<u>0.370</u>
		1.226	2.090
2005	1st quarter	(0.278)	(0.215)
	2nd quarter	1.230	1.380
	3rd quarter	0.128	0.238
	4th quarter	<u>0.666</u>	<u>0.670</u>
		1.746	2.073
2006	1st quarter	0.481	0.710
	2nd quarter	0.657	0.784
	3rd quarter	2.039	1.810
	4th quarter	<u>1.018</u>	<u>1.170</u>
		4.195	4.474
2007	1st quarter	1.442	1.431
	2nd quarter	0.725	1.000
	3rd quarter	2.389	1.925
	4th quarter	<u>2.150</u>	<u>1.380</u>
	Year to date	6.706	5.736
2008	1st quarter	2.656	1.360
	2nd quarter	(0.548)	0.193
	3rd quarter	0.183	0.331
	4th quarter	<u>2.358</u>	<u>1.590</u>
		4.649	3.474
2009	1st quarter	0.393	0.365
	2nd quarter	1.580	1.563
	3rd quarter	1.441	1.020

Effective Yield	Quarter	Current
Pooled Portfolio effective yield	3.20%	2.84%
State Treasurer's LAIF yield	0.90%	0.59%
2 Year US Treasury yield	0.95%	0.68%

II. Capital Endowment Portfolio



CITY OF PASADENA
Capital Endowment Portfolio

Vicken Erganian
City Treasurer

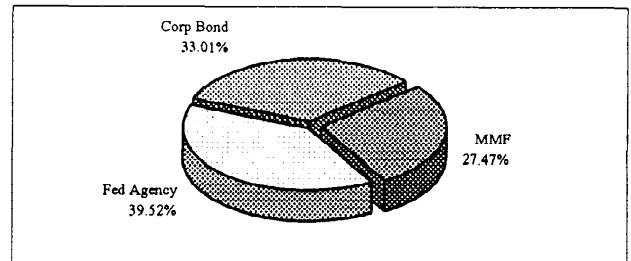
SEPTEMBER 2009

PORTFOLIO COMPLIANCE

The Treasurer's investment portfolio is in compliance with the California Government Code Section 53601 and the City's Investment Policy approved by the City Council on September 14, 2009. The holdings in the investment pool are in compliance with the current investment policy statement. Further information on compliance issues can be obtained by calling the City of Pasadena Treasurer's Office. A complete copy of the monthly investment report on the investment portfolio, including a detailed listing of each investment, is available by calling the Treasurer's office at (626)744-4422.

PORTFOLIO STRUCTURE AS OF 9/30/09

TYPE	MARKET VALUE	PERCENT
Money Market Fund	2,105,484	27.47%
Federal Agency Issues	3,028,438	39.52%
Corporate Bond	2,529,905	33.01%
TOTALS:	7,663,827	100.00%
Accrued Interest Receivable	45,619	
GRAND TOTAL:	7,709,446	



PORTFOLIO LIQUIDITY AS OF 9/30/09

Aging Interval	Par Value	Percent of Portfolio
0-30 Days	2,105,484	27.68%
31 days - 1 Year	2,500,000	32.87%
1 - 2 Years	3,000,000	39.45%
2 - 3 Years	-	0.00%
3 - 4 Years	-	0.00%
4 - 5 Years	-	0.00%
Over 5 Years	-	0.00%
TOTAL:	7,605,484	100.00%

PORTFOLIO STATISTICS

	Sep-09	Aug-09	Jul-09	Jun-09	May-09	Apr-09
Month-End Mkt Value	7,709,446	7,701,632	7,689,558	7,681,049	7,673,264	7,570,462
Modified Duration	0.83	0.37	0.66	0.71	0.76	0.80
Weighted Average Maturity	0.84	0.37	0.68	0.73	0.78	0.83
Yield to Maturity	1.749%	1.479%	2.022%	1.973%	1.985%	1.986%
Interest Earned	10,598	11,428	12,443	12,489	12,512	18,427
Fiscal Year To Date Interest Earned	34,469	23,871	12,443	227,520	215,031	202,519
Fair Value Change Gain/(Loss)	(1,730)	(105)	(3,868)	(4,594)	89,973	(2,754)
Fiscal Year To Date change in fair value	(3,868)	(3,868)	(3,868)	119,931	124,525	34,553
Total Fiscal YTD earnings	30,601	20,003	8,575	347,451	339,556	237,072

CAPITAL ENDOWMENT
Portfolio Management
Portfolio Details - Investments
September 30, 2009

CUSIP	Investment #	Issuer	Average Balance	Purchase Date	Par Value	Market Value	Book Value	Stated Rate	Moody's	YTM 365	Days to Maturity	Maturity Date
Money Market Fund												
SYS12467	12467	MERRILL LYNCH			2,105,484.27	2,105,484.27	2,105,484.27	0.260		0.264	1	
		Subtotal and Average	2,638,323.65		2,105,484.27	2,105,484.27				0.264	1	
Federal Agency Issues - Coupon												
3133XQUH3	12562	Federal Home Loan Bank		04/28/2008	1,000,000.00	1,027,188.00	1,000,000.00	3.125	Aaa	3.125	392	10/28/2010
3133XUPJ6	12685	Federal Home Loan Bank		09/09/2009	2,000,000.00	2,001,250.00	2,000,000.00	1.250	Aaa	1.250	708	09/09/2011
		Subtotal and Average	2,466,666.67		3,000,000.00	3,028,438.00	3,000,000.00			1.875	603	
Corporate Bonds - Coupon												
89233PV60	12559	TOYOTA CREDIT CORPORATION		04/28/2008	2,500,000.00	2,529,905.00	2,500,000.00	2.850	Aa1	2.850	209	04/28/2010
		Subtotal and Average	2,500,000.00		2,500,000.00	2,529,905.00	2,500,000.00			2.850	209	
		Total and Average	7,604,990.31		7,605,484.27	7,663,827.27	7,605,484.27			1.749	307	

Accrued Interest 45,619.11
 Total 7,709,446.38

COMPLIANCE REPORT

Capital Endowment Portfolio
As of 9/30/09

		Diversification		Credit Quality		Maturity
	Portfolio % of total	State Gov't Code limits	Portfolio compliance	Portfolio Credit Quality	Credit Quality per Gov Code	Portfolio compliance
Money Market Fund	27.47%	100%	In compliance	102% Collateral AAA/Aaa	102% Collateral AAA/aaa	In compliance
Federal Agency Issues	39.52%	100%	In compliance	n/a	AAA/aaa	In compliance
Corporate Bonds	33.01%	30%	In compliance	n/a	A or better	In compliance
LAIF	0.00%	100%	In compliance	n/a	n/a	In compliance
Money Market	0.00%	100%	In compliance	AAA	AAA	In compliance
Agency CMOs/Mortgage Backed	0.00%	20%	In compliance	n/a	AAA/aaa	In compliance
Municipal Bonds	0.00%	100%	In compliance	n/a	A or better	In compliance
Negotiable CDs	0.00%	30%	In compliance	n/a	Collateralized	In compliance
Treasury Securities	0.00%	100%	In compliance	AAA/Aaa	AAA/aaa	In compliance
	100.00%					

Portfolio Value 7,709,446

INVESTMENTS IN ISSUERS REPRESENTING OVER 5%
OF THE CAPITAL ENDOWMENT PORTFOLIO

<u>September 30, 2009</u>		
	Market Value	% of Total
FHLB	3,028,438.00	39.52%
FHLMC	-	0.00%
FNMA	-	0.00%
Total Fed Agencies	3,028,438.00	39.52%
OTHER PORTFOLIO INVESTMENTS	4,635,389.27	60.48%
Total Investments	7,663,827.27 *	100.00%

note: * - Excludes Accrued Interest Receivable

CAPITAL ENDOWMENT
 Portfolio Management
 Distribution of Investments By Type - Historic
 (By Market Values)
 In %

Investment Type	Fiscal Year Total															
	June 1998	June 1999	June 2000	June 2001	June 2002	June 2003	June 2004	June 2005	June 2006	June 2007	June 2008	June 2009	1st Qtr 2010	2nd Qtr 2010	3rd Qtr 2010	4th Qtr 2010
Money Market	18.87	3.05	14.17	14.80	32.55	28.86	7.76	4.38	0.00	8.75	20.25	40.32	27.47			
Federal Agency Issues - Coupon	35.78	57.25	58.05	85.20	67.45	35.54	92.24	95.62	100.00	91.25	49.16	26.62	39.52			
Corporate Bonds - Coupon	0.00	0.00	0.00	0.00	0.00	15.92	0.00	0.00	0.00	0.00	30.59	33.06	33.01			
Municipal Bonds	0.00	0.00	0.00	0.00	0.00	0.00	0.00	0.00	0.00	0.00	0.00	0.00	0.00			
L.A.I.F.	0.00	0.00	0.00	0.00	0.00	0.00	0.00	0.00	0.00	0.00	0.00	0.00	0.00			
Certificate of Deposit	0.00	0.00	0.00	0.00	0.00	0.00	0.00	0.00	0.00	0.00	0.00	0.00	0.00			
Federal Agency Discount	0.00	0.00	0.00	0.00	0.00	0.00	0.00	0.00	0.00	0.00	0.00	0.00	0.00			
Treasury Securities	45.35	39.70	27.78	0.00	0.00	19.68	0.00	0.00	0.00	0.00	0.00	0.00	0.00			
Agency CMOs/Mortgage Backed	0.00	0.00	0.00	0.00	0.00	0.00	0.00	0.00	0.00	0.00	0.00	0.00	0.00			
Commerical Paper - Disc (Amortizing)	0.00	0.00	0.00	0.00	0.00	0.00	0.00	0.00	0.00	0.00	0.00	0.00	0.00			
Asset Backed Securities	0.00	0.00	0.00	0.00	0.00	0.00	0.00	0.00	0.00	0.00	0.00	0.00	0.00			
Mutual Funds	0.00	0.00	0.00	0.00	0.00	0.00	0.00	0.00	0.00	0.00	0.00	0.00	0.00			
Total	100.00	100.00	100.00	100.00	100.00	100.00	100.00	100.00	100.00	100.00	100.00	100.00	100.00	0.00	0.00	0.00

III. Power Reserve Portfolio



CITY OF PASADENA
Power Reserve Portfolio

Vicken Erganian
City Treasurer

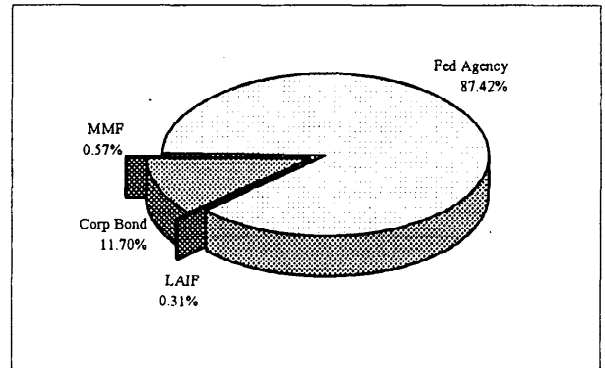
SEPTEMBER 2009

PORTFOLIO COMPLIANCE

The Treasurer's investment portfolio is in compliance with the California Government Code Section 53601 and the City's Investment Policy approved by the City Council on September 14, 2009. The holdings in the investment pool are in compliance with the current investment policy statement. Further information on compliance issues can be obtained by calling the City of Pasadena Treasurer's Office. A complete copy of the monthly investment report on the investment portfolio, including a detailed listing of each investment, is available by calling the Treasurer's office at (626)744-4422.

PORTFOLIO STRUCTURE AS OF 9/30/09

TYPE	MARKET VALUE	PERCENT
Money Market Fund	351,543	0.57%
Federal Agencies	53,768,097	87.42%
L.A.I.F.	191,509	0.31%
Corporate Bonds	7,193,784	11.70%
TOTALS:	61,504,933	100.00%
Accrued Interest Receivable	451,733	
GRAND TOTAL:	61,956,665	



PORTFOLIO LIQUIDITY AS OF 9/30/09

Aging Interval	Par Value	Percent of Portfolio
0 - 30 days	543,052	0.89%
31 days - 1 Year	2,000,000	3.27%
1 - 2 Years	3,000,000	4.90%
2 - 3 Years	17,500,000	28.59%
3 - 4 Years	4,000,000	6.53%
4 - 5 Years	20,300,000	33.16%
Over 5 Years	13,870,000	22.66%
TOTAL:	61,213,052	100.00%

PORTFOLIO STATISTICS

	Aug-09	Aug-09	Jul-09	Jun-09	May-09	Apr-09
Month-End Mkt Value	61,956,665	61,597,308	61,128,899	60,929,504	60,746,535	60,721,861
Modified Duration	2.19	3.37	3.31	3.31	3.16	2.84
Weighted Average Maturity	3.85	3.72	4.17	3.86	3.52	3.44
Yield to Maturity	2.921%	2.994%	3.420%	3.126%	3.014%	2.946%
Interest Earned	146,269	153,388	158,333	153,851	145,181	146,380
Fiscal Year To Date Interest Earned	457,990	311,721	158,333	3,376,265	3,222,414	3,077,233
Fair Value Change Gain/(Loss)	143,486	384,633	78,973	(3,934)	(117,608)	345,911
Fiscal Year To Date change in fair value	607,092	463,606	78,973	189,310	193,243	310,852
Total Fiscal YTD earnings	1,065,082	775,326	237,306	3,565,574	3,415,657	3,388,085

note: The June 2009 monthly was overstated by \$33,643.31 which is the L.A.I.F. Interest received on 7/15/2009

POWER RESERVE FUND
Portfolio Management
Portfolio Details - Investments
September 30, 2009

CUSIP	Investment #	Issuer	Average Balance	Purchase Date	Par Value	Market Value	Book Value	Rated Rate	Moody's	YTM 365	Days to Maturity	Maturity Date
LAIF												
SYS6184	6184	Local Agency Investment Fund	191,508.64		191,508.64	191,508.64	191,508.64	0.900		0.900	1	
Money Market Fund			191,508.64		191,508.64	191,508.64	191,508.64	0.900		0.900	1	
SYS12456	12456	MERRILL LYNCH	2,112,587.99		351,543.10	351,543.10	351,543.10	0.260		0.264	1	
Federal Agency Issues - Coupon			2,112,587.99		351,543.10	351,543.10	351,543.10	0.264		0.264	1	
3128X9CG3	12681	FED HOME LOAN MORTGAGE CORP		09/02/2009	3,000,000.00	3,015,783.00	3,000,000.00	1.750	Aaa	1.750	701	09/02/2011
3133XUFU2	12682	Federal Home Loan Bank		08/18/2009	3,500,000.00	3,524,062.50	3,493,001.56	1.600	Aaa	1.686	869	02/17/2012
3128X8JB9	12630	FED HOME LOAN MORTGAGE CORP		02/17/2009	5,000,000.00	5,030,945.00	4,999,207.41	2.450	Aaa	2.457	869	02/17/2012
31398AVS8	12638	FED NATIONAL MORTGAGE ASSN		03/05/2009	3,000,000.00	3,022,500.00	3,001,516.36	2.500	Aaa	2.478	883	03/02/2012
31398AVX7	12641	FED NATIONAL MORTGAGE ASSN		03/19/2009	3,000,000.00	3,024,375.00	3,000,000.00	2.500	Aaa	2.500	900	03/19/2012
31331GSB6	12649	Federal Farm Credit Bank		04/09/2009	3,000,000.00	3,022,500.00	2,999,495.56	2.200	Aaa	2.207	921	04/09/2012
31331GS26	12687	Federal Farm Credit Bank		09/28/2009	4,000,000.00	3,986,252.00	3,998,004.18	2.350	Aaa	2.363	1,453	09/23/2013
3128X8WF5	12652	FED HOME LOAN MORTGAGE CORP		04/23/2009	5,000,000.00	5,010,065.00	5,000,000.00	3.000	Aaa	3.000	1,663	04/21/2014
31331GVCO	12660	Federal Farm Credit Bank		05/22/2009	2,300,000.00	2,298,562.50	2,297,865.75	2.990	Aaa	3.012	1,684	05/12/2014
3133XTLW4	12656	Federal Home Loan Bank		05/12/2009	3,000,000.00	2,997,189.00	3,000,000.00	3.050	Aaa	3.050	1,684	05/12/2014
3128X8L34	12663	FED HOME LOAN MORTGAGE CORP		06/09/2009	5,000,000.00	5,041,000.00	4,997,655.56	3.000	Aaa	3.011	1,712	06/09/2014
3133XSSK5	12619	Federal Home Loan Bank		01/09/2009	3,870,000.00	3,871,211.31	3,868,299.71	3.400	Aaa	3.409	1,926	01/09/2015
31331GSQ3	12647	Federal Farm Credit Bank		04/13/2009	5,000,000.00	4,967,190.00	5,000,000.00	3.250	Aaa	3.250	2,015	04/08/2015
3133XSUV8	12623	Federal Home Loan Bank		01/29/2009	5,000,000.00	4,950,000.00	5,000,000.00	3.875	Aaa	3.875	2,311	01/29/2016
Subtotal and Average			49,956,675.64		53,670,000.00	53,761,635.31	53,655,046.09			2.784	1,459	
Corporate Bonds - Coupon												
40429JAG2	12209	HSBC FINANCE CORPORATION		09/25/2007	2,000,000.00	1,992,014.00	1,998,791.19	0.714	A3	2.542	221	05/10/2010
949746FJ5	12674	WELLS FARGO & COMPANY		07/20/2009	5,000,000.00	5,137,145.00	5,026,220.51	4.950	A2	4.803	1,476	10/16/2013
Subtotal and Average			8,891,860.36		7,000,000.00	7,129,159.00	7,025,011.70			4.160	1,119	
Total and Average			61,152,632.63		61,213,051.74	61,433,846.05	61,223,109.53			2.921	1,407	

POWER RESERVE FUND
Portfolio Management
Portfolio Details - Cash
September 30, 2009

CUSIP	Investment #	Issuer	Average Balance	Purchase Date	Par Value	Market Value	Book Value	Stated Rate	Moody's	YTM 365	Days to Maturity
		Average Balance	0.00	Accrued Interest at Purchase	71,086.67	71,086.67	71,086.67				0
		Subtotal			71,086.67	71,086.67	71,086.67				
		Total Cash and Investments	81,152,632.63		61,213,051.74	61,504,932.72	61,284,196.20			2.921	1,407
		Accrued Interest			451,733.47						
		Total			61,956,666.19						

COMPLIANCE REPORT

Power Reserve Portfolio
As of 9/30/09

Diversification		Credit Quality		Maturity
Portfolio % of total	State Gov't Code limits	Portfolio compliance	Portfolio Credit Quality per Gov Code	Portfolio Maturity
Money Market Fund	100%	In compliance	102% Collateral	In compliance
Federal Agency Issues	100%	In compliance	AAA/aaa	In compliance
LAIF	100%	In compliance	n/a	In compliance
Corporate Bonds	30%	In compliance	A or better	In compliance
Money Market	100%	In compliance	AAA	In compliance
Agency CMOs/Mortgage Backed	20%	In compliance	AAA/aaa	In compliance
Municipal Bonds	100%	In compliance	A or better	In compliance
Negotiable CDs	30%	In compliance	Collateralized	In compliance
Treasury Securities	<u>0.00%</u>	In compliance	AAA/aaa	In compliance
	100.00%			

Portfolio Value **61,956,666**

**INVESTMENTS IN ISSUERS REPRESENTING OVER 5%
OF THE POWER RESERVE PORTFOLIO**

	<u>September 30, 2009</u>	
	<u>Market Value</u>	<u>% of Total</u>
FHLB	15,342,618.37	24.95%
FNMA	6,046,875.00	9.83%
FHLMC	18,098,626.33	29.43%
FFCB	14,279,977.28	23.22%
Total Fed Agencies	53,768,096.98	87.42%
OTHER PORTFOLIO INVESTMENTS	7,736,835.74	12.58%
Total Investments	61,504,932.72 *	100.00%

note: * - Excludes Accrued Interest Receivable

POWER RESERVE FUND

Portfolio Management

Distribution of Investments By Type - Historic
(By Market Values)

In %

Investment Type	Fiscal Year Total															
	June 1998	June 1999	June 2000	June 2001	June 2002	June 2003	June 2004	June 2005	June 2006	June 2007	June 2008	June 2009	1st Qtr 2010	2nd Qtr 2010	3rd Qtr 2010	4th Qtr 2010
Money Market	10.33	0.14	0.22	12.31	8.23	3.33	0.24	4.48	7.17	14.53	38.16	0.20	0.57			
Federal Agency Issues - Coupon	47.31	61.01	64.61	65.08	58.33	60.93	79.57	86.91	85.88	80.47	43.47	76.28	87.42			
L.A.I.F.	0.00	0.00	0.00	0.00	16.61	8.31	8.81	0.00	0.00	0.00	14.73	8.59	0.31			
Corporate Bonds - Coupon	15.08	29.87	28.41	20.64	14.90	21.99	10.69	8.61	6.96	5.00	3.63	14.93	11.70			
Municipal Bonds	3.73	3.40	2.57	1.97	1.93	2.04	0.69	0.00	0.00	0.00	0.00	0.00	0.00			
Certificate of Deposit	0.00	0.00	0.00	0.00	0.00	0.00	0.00	0.00	0.00	0.00	0.00	0.00	0.00			
Federal Agency Discount	0.00	0.00	0.00	0.00	0.00	0.00	0.00	0.00	0.00	0.00	0.00	0.00	0.00			
Treasury Securities	8.02	1.26	0.90	0.00	0.00	3.40	0.00	0.00	0.00	0.00	0.00	0.00	0.00			
Agency CMOs/Mortgage Backed	15.53	4.33	3.28	0.00	0.00	0.00	0.00	0.00	0.00	0.00	0.00	0.00	0.00			
Commerical Paper - Disc (Amortizing)	0.00	0.00	0.00	0.00	0.00	0.00	0.00	0.00	0.00	0.00	0.00	0.00	0.00			
Asset Backed Securities	0.00	0.00	0.00	0.00	0.00	0.00	0.00	0.00	0.00	0.00	0.00	0.00	0.00			
Mutual Funds	0.00	0.00	0.00	0.00	0.00	0.00	0.00	0.00	0.00	0.00	0.00	0.00	0.00			
Total	100.00	100.00	100.00	100.00	100.00	100.00	100.00	100.00	100.00	100.00	100.00	100.00	100.00	0.00	0.00	0.00

Power Reserve Portfolio - Total Return performance

		ML 1-3 Index	Power
		<u>Corp/Gov</u>	<u>Reserve</u>
2003	1st quarter	1.570	1.250
	2nd quarter	2.590	1.260
	3rd quarter	0.110	0.560
	4th quarter	<u>(0.056)</u>	<u>0.870</u>
		4.214	3.940
2004	1st quarter	2.580	1.680
	2nd quarter	(2.730)	(1.250)
	3rd quarter	2.650	2.340
	4th quarter	<u>0.248</u>	<u>0.660</u>
		2.748	3.430
2005	1st quarter	(1.213)	(0.125)
	2nd quarter	2.380	2.250
	3rd quarter	(0.624)	(0.020)
	4th quarter	<u>0.438</u>	<u>0.510</u>
		0.981	2.615
2006	1st quarter	(0.305)	0.250
	2nd quarter	0.297	0.450
	3rd quarter	3.172	2.756
	4th quarter	<u>1.020</u>	<u>1.085</u>
		4.184	4.541
2007	1st quarter	1.757	1.726
	2nd quarter	(0.088)	0.441
	3rd quarter	3.047	2.833
	4th quarter	<u>2.940</u>	<u>1.960</u>
	Year to date	7.656	6.960
2008	1st quarter	3.080	1.500
	2nd quarter	(1.660)	0.493
	3rd quarter	(0.770)	0.580
	4th quarter	<u>3.960</u>	<u>1.110</u>
		4.610	3.683
2009	1st quarter **	0.393	0.488
	2nd quarter	1.580	1.106
	3rd quarter	1.441	1.740

Effective Yield	Quarter	Current
Power Reserve effective yield	5.07%	4.95%
State Treasurer's LAIF yield	0.90%	0.59%
2 Year Treasury yield	0.95%	0.68%

** Index has been changed to ML 1-3 Corp/Govt beginning 1st quarter of 2009

IV. Miscellaneous Portfolios

Miscellaneous Funds
September, 2009

Fund	Rate	Maturity	Balance	Balance	Balance
<u>PCDC</u>					
FHLB 3133XQUH3 (12561)	3.125%	10/28/2010	\$1,000,000.00	\$1,000,000.00	\$1,027,188.00
FHLMC 3128X8J45 (12662)	2.000%	12/11/2012	\$4,000,000.00	\$4,000,000.00	\$4,006,396.00
FHLB 3128X8EL2 (12622)	2.200%	1/20/2012	\$2,000,000.00	\$2,000,000.00	\$2,031,682.00
FNMA 31398AVS8(12639)	2.500%	3/2/2012	\$2,000,000.00	\$2,001,010.91	\$2,015,000.00
FNMA 31398AVY5(12644)	2.125%	4/15/2011	\$3,000,000.00	\$3,000,000.00	\$3,026,250.00
FHLB 31398AVY5 (12657)	3.050%	5/12/2014	\$2,000,000.00	\$2,000,000.00	\$1,998,126.00
L/AF	1.510%	12/1/2008	\$10,466,581.50	\$10,466,581.50	\$10,466,581.50
SUB-TOTAL			\$24,466,581.50	\$24,467,592.41	\$24,571,223.50
Money Mkt	0.240%	9/1/2009	\$4,556,932.33	\$4,556,932.33	\$4,556,932.33
TOTAL:			\$29,023,513.83	\$29,024,524.74	\$29,128,155.83
Weighted Average Maturity = 1.28					

<u>CFD</u>					
GIC w/Westdeutsche Landesbank (Collateralized thru Wells Fargo Bank)	5.750%	12/1/2025	\$1,376,195.35	\$1,376,195.35	\$1,376,195.35
Money Mkt	0.240%	9/1/2009	\$47,128.55	\$47,128.55	\$47,128.55
TOTAL:			\$1,423,323.90	\$1,423,323.90	\$1,423,323.90
Weighted Average Maturity = 15.69					

**Miscellaneous Funds
September, 2009**

2003 ELECTRIC RESERVE FUND

Money Mkt	0.240%	9/1/2009	\$26,603.46	\$26,603.46	\$26,603.46
FHLB 3133XSY93	3.250%	2/18/2014	\$825,000.00	\$825,000.00	\$828,093.75
Weighted Average Maturity = 4.25			\$851,603.46	\$851,603.46	\$854,697.21

1992 BOND LITIGATION RESERVE

Money Mkt	0.240%	9/1/2009	\$74,552.88	\$74,552.88	\$74,552.88
Weighted Average Maturity = 1 day					

1976 ESCHEATMENT

Money Mkt	0.240%	9/1/2009	\$11,733.05	\$11,733.05	\$11,733.05
FHLB 3133XSY93 (12626)	3.250%	2/18/2014	\$630,000.00	\$630,000.00	\$632,362.50
Weighted Average Maturity = 4.31			\$641,733.05	\$641,733.05	\$644,095.55

2005 EQUIPMENT LEASE FINANCING

Community Bank Deposit A/C 141417774	0.660%	9/1/2009	\$473,912.64	\$473,912.64	\$473,912.64
Weighted Average Maturity = 1 day			\$473,912.64	\$473,912.64	\$473,912.64

Miscellaneous Funds
September, 2009

2007 Water Revenue Construction Fund*

Money Mkt 0.240% 9/1/2009 \$0.00 \$0.00

Weighted Average Maturity = 1 day \$0.00 \$0.00

2002 Electric Revenue Reserve Fund

FHLMC 3128X8MY5 3.250% 3/3/2014 \$5,231,426.67 \$5,284,098.75

Money Mkt 0.240% 9/1/2009 \$351,359.35 \$351,359.35

Weighted Average Maturity = 4.14 \$5,601,359.35 \$5,635,458.10

2008 Electric Revenue Project Fund

Money Mkt 0.240% 9/1/2009 \$6,274,867.41 \$6,274,867.41

LAIF 1.510% 6/1/2009 \$1,387,290.64 \$1,387,290.64

Weighted Average Maturity = 1 day \$7,662,158.05 \$7,662,158.05

2008 Electric Revenue Cost of Issuance

Money Mkt 0.240% 9/1/2009 \$8,347.19 \$8,347.19

Weighted Average Maturity = 1 day \$8,347.19 \$8,347.19

2008 Prepayment Account(Capital Project Expenditures)

Money Mkt 0.240% 9/1/2009 \$120,327.04 \$120,327.04

Weighted Average Maturity = 1 day \$120,327.04 \$120,327.04

GRAND TOTAL:

\$45,880,831.39 \$45,863,268.97 \$46,025,028.39

V. Investments Held by Trustees



Trustee/Officer Maturity Date	Issue Name Investment	\$ Amount Shares/Par Value	Cost	Market Value	Maturity Date	% Yld
	2009 Equipment/Aircraft Lease					
SunTrust Bank	Eserow Account Number 7930786-Equipmnet					
Charles Henderson (804)782-7087	ST Leasing-Corp Agency Only-Now DDA	2,416,840.11	2,416,840.11	2,416,840.11	09/01/09	0.25%
Matthew Ward (804)782-7182	LTD Use Acct FDIC Insd Cusip: 990002560					
	Eserow Account Number 7930787-Aircraft					
	ST Leasing-Corp Agency Only-Now DDA	2,118,328.79	2,118,328.79	2,118,328.79	09/01/09	0.25%
	LTD Use Acct FDIC Insd Cusip: 990002560	4,535,168.90	4,535,168.90	4,535,168.90		
	Total					
	PPFA(Paseo Colorado Parking Facilities) 2008					
Wells Fargo Bank	Bond Fund Account #23200100	10,049.17	10,049.17	10,049.17	09/01/09	0.01%
Robert Schneider (213)614-3353	Well Fargo Advantage Government Money Market Service					0.00%
Jane Thang (213)614-5464	Cash					
	Reserve Fund Account #23200101					
	Well Fargo Advantage Government Money Market Service	2,000,000.00	2,026,666.67	2,030,686.67	04/21/14	0.01%
	Federal Home Ln Mfg Corp Cusp 3128X8WF5					3.00%
	Cost of Issuance Fund Account #23200103					
	Well Fargo Advantage Government Money Market Service					0.00%
	Total	2,010,049.17	2,036,715.84	2,040,735.84		
	Pasadena 2008C COPS					
BNY	Reserve Account #281635	5,000,000.00	5,000,000.00	5,000,000.00	07/01/14	4.00%
Mark Golder (213) 630-6418	Federal Natl Mfg Assn 4%, Cusip: 3136FHF59					
	Goldman Fin. Sq. Tr. Prime Obligation #463	5,020.07	5,020.07	5,020.07	09/01/09	0.01%
	Base Rental Fund # 281744					
	Goldman Fin. Sq. Tr. Prime Obligation #463	0.00	0.00	0.00	09/01/09	0.01%
	Interest Fund # 281748					
	Goldman Fin. Sq. Tr. Prime Obligation #463	0.00	0.00	0.00	09/01/09	0.01%
	Goldman Fin. Sq. Tr. Prime Obligation #463	0.00	0.00	0.00	09/01/09	0.01%
	Total	5,005,020.07	5,005,020.07	5,005,020.07		



Trustee/Officer Maturity Date	Issue Name Investment	\$ Amount Shares/Par Value	Cost	Market Value	Maturity Date	% Yld
	Pasadena 2008B COPS					
BNY Mark Golder (213) 630-6418	Cost of Issuance Fund # 281739					
	Cash	0.55	0.55	0.55	09/01/09	0.00%
	Interest Fund # 281740					
	Goldman Fin. Sq. Tr. Prime Obligation #463	15.22	15.22	15.22	09/01/09	0.01%
	Base Rental Fund #281742					
	DREYFUS Treasury Prime Cash Mgmt Cusip S99991620	-	-	-	09/01/09	0.01%
	Reserve Fund #281207					
	Federal Home Ln Bank Cusip:3133XSP69	1,200,000.00	1,200,000.00	1,204,125.00	12/29/15	4.63%
	Goldman Fin. Sq. Tr. Prime Obligation #463	18,321.18	18,321.18	18,321.18	09/01/09	0.00%
	Goldman Fin. Sq. Tr. Prime Obligation #463	43,141.83	43,141.83	43,141.83	09/01/09	0.00%
	Total	1,261,478.78	1,261,478.78	1,265,603.78		
	Pasadena 2008A COPS					
BNY Mark Golder (213) 630-6418	Interest Fund #281733					
	Goldman Fin. Sq. Tr. Prime Obligation #463	81.87	81.87	81.87	09/01/09	0.01%
	Letter of Credit #281734					
	Bank of America CUS: S86494570	1.00	1.00	-	04/16/10	0.00%
	Cost of Issue Fund # 281737					
	Goldman Fin. Sq. Tr. Prime Obligation #463	8.64	8.64	8.64	09/01/09	0.01%
	Total	91.51	91.51	90.51		
	Pasadena Electric Revenue 2008					
BNY Mark Golder (213) 630-6418	Bond Fund Account#281628					
	Financial Guaranty Insurance Policy#D-2008-49 issued by					
	Assured Guaranty on 2/14/08 Cusip: S86965710	1.00	1.00	0.00	06/01/37	0.00%
	Pasadena Water Revenue 2007					
BNY Mark Golder (213) 630-6418	Debt Service Fund Account#281661					
	FSA Insurance Policy #208502=N \$21,500,000 Due 6/1/36					
	Parity Reserve Account# 281662					
	FSA Investment Agmt#00883-A Cus:S86881430	1,289,550.51	1,289,550.51	1,289,550.51	05/29/36	5.20%
	Goldman Fin. Sq. Tr. Prime Obligation #463	16.64	16.64	16.64	08/01/09	0.01%
	Goldman Fin. Sq. Tr. Prime Obligation #463	33,907.37	33,907.37	33,907.37	09/01/09	0.01%
	Total	1,323,475.52	1,323,475.52	1,323,474.52		



Trustee/Officer Maturity Date	Issue Name Investment	\$ Amount Shares/Par Value	Cost	Market Value	Maturity Date	% Yld
	Pasadena Conf Ctr 2006AB					
BNY	Certificate Fund #281711					
Mark Golder (213) 630-6418	Goldman Fin. Sq. Tr. Prime Obligation #463	1,860,919.48	1,860,919.48	1,860,919.48	09/01/09	0.01%
	Goldman Fin. Sq. Tr. Prime Obligation #463	3,666.08	3,666.08	3,666.08	09/01/09	0.01%
	Base Rent 2006A #281715					
	AMBAC Insurance Pol#25713BE for \$27,139,972.15	1.00	1.00	0.00	02/01/23	0.00%
	DTD 9/7/06 Due 2/1/23 Cus: S86692630					
	Reserve Fund#281722					
	Goldman Fin. Sq. Tr. Prime Obligation #463	691,202.15	691,202.15	691,202.15	09/01/09	0.01%
	Goldman Fin. Sq. Tr. Prime Obligation #463	560,606.03	560,606.03	560,606.03	09/01/09	0.01%
	Federal Home LN Bks DEB Cusip:3133XSP69	10,200,000.00	10,200,000.00	10,235,062.50	12/29/15	4.63%
	Rebate Fund#281726					
	Goldman Fin. Sq. Tr. Prime Obligation #463	1,500,000.00	1,500,000.00	1,500,000.00	09/01/09	0.01%
	Goldman Fin. Sq. Tr. Prime Obligation #463	78,195.04	78,195.04	78,195.04	09/01/09	0.01%
	Prepayment #281735					
	Goldman Fin. Sq. Tr. Prime Obligation #463	0.00	0.00	0.00	09/01/09	0.00%
	Total	14,894,589.78	14,894,589.78	14,929,651.28		
	Pasadena PFA 2006 Villa Parke/Fair Oaks/Lake Wash					
BNY	Revenue Fund #280703					
Mark Golder (213) 630-6418	Goldman Fin. Sq. Tr. Prime Obligation #463	76.49	76.49	76.49	09/01/09	0.01%
	Total	\$76.49	\$76.49	\$76.49		
	2006 Refunding Fair Oaks TABS					
BNY	Reserve Fund #281116					
Mark Golder (213) 630-6418	Federal Home LN BKS 5.32%, Cusip: 3133XJU71	236,000.00	236,000.00	239,466.25	02/08/12	5.32%
	Goldman Fin. Sq. Tr. Prime Obligation #463	4,282.50	4,282.50	4,282.50	09/01/09	0.01%
	Goldman Fin. Sq. Tr. Prime Obligation #463	6,279.74	6,279.74	6,279.74	09/01/09	0.01%
	Total	\$246,562.24	\$246,562.24	\$250,028.49		
	2006 Rfndng Lake/Wash TABS					
BNY	Expense Fund #281119					
Mark Golder (213) 630-6418	Goldman Fin. Sq. Tr. Prime Obligation #463	30.51	30.51	30.51	09/01/09	0.00%
	Reserve Fund #281124					
	Federal Home LN BKS 5.32%, Cusip: 3133XJU71	80,500.00	80,500.00	81,682.34	02/08/12	5.32%
	Goldman Fin. Sq. Tr. Prime Obligation #463	0.01	0.01	0.01	09/01/09	0.00%
	Goldman Fin. Sq. Tr. Prime Obligation #464	2,141.75	2,141.75	2,141.75	09/01/09	0.00%
	Total	\$82,672.27	\$82,672.27	\$83,854.61		

Trustee/Officer Maturity Date	Issue Name Investment	\$ Amount Shares/Par Value	Cost	Market Value	Maturity Date	% Yld
BNY Mark Golder (213) 630-6418	2006 Villa/Parke TABS Reserve Fund #281132 Goldman Fin. Sq. Tr. Prime Obligation #463 Goldman Fin. Sq. Tr. Prime Obligation #464 Special Fund #281134 Goldman Fin. Sq. Tr. Prime Obligation #463 Total	8,784.21 1.88 7.40 \$8,793.49	8,784.21 1.88 7.40 \$8,793.49	8,784.21 1.88 7.40 \$8,793.49	09/01/09 09/01/09 09/01/09	0.01% 0.01% 0.00%
BNY Mark Golder (213) 630-6418	Pasadena 2006 TABS (Townhouse) Reserve Account #281361 Goldman Fin. Sq. Tr. Prime Obligation #463 Federal Home Ln Bks; Cus:3133XIU71 Total	5,147.15 193,500.00 \$198,647.15	5,147.15 193,500.00 \$198,647.15	5,147.15 196,342.03 \$201,489.18	09/01/09 02/08/12	0.00% 5.32%
Deutsche Bank (415)617-2872	Pasadena 2006 Variable & Lease Revenue Bonds Interest Fund Account#51152 (S8423.3) ICT-Treasury Portfolio Cash Principal Fund Account (S8423.4) Fin SQ Gov Fund Srv Cusip: 38141W257	7,342.05 87,167.13	7,342.05	7,342.05 87,167.13	09/01/09 09/01/09	0.06% 0.00%
BNY Mark Golder (213) 630-6418	Bond Reserve Fund Account#51155 (S8423.6) Federal Home Loan Mtg Corp Cusip:3128X8WFS ICT-Treasury Portfolio Cusip: 461473209 Total	\$ 3,700,000.00 \$ 32,257.17 3,826,766.35	\$ 3,700,000.00 \$ 32,257.17 3,826,766.35	\$ 3,707,437.00 \$ 32,257.17 3,834,203.35	04/21/14 09/01/09	3.00% 0.07%
BNY Mark Golder (213) 630-6418	Pasadena Tax Pension 2004 Bond Bond Fund Account #281703 Goldman Fin. Sq. Tr. Prime Obligation #463 Goldman Fin. Sq. Tr. Prime Obligation #463 Total	\$ 1,278,789.26 \$ 4,109.02 1,282,898.28	\$ 1,278,789.26 \$ 4,109.02 1,282,898.28	\$ 1,278,789.26 \$ 4,109.02 1,282,898.28	09/01/09 09/01/09	0.01% 0.01%
City of Pasadena Vic Erganian (626) 744-4422 BNY Mark Golder (213) 630-6418	Pasadena Electric Revenue 2003 Bond Fund Account #281675 Financial Security Assurance Insurance Policy Policy #201570-N Dated 8/21/03 \$9,905,000 Total	N/A 0.00	N/A 0.00	N/A 0.00	06/01/22	



Trustee/Officer Maturity Date	Issue Name Investment	\$ Amount Shares/Par Value	Cost	Market Value	Maturity Date	% Yld
BNY Mark Golder (213) 630-6418	Pasadena Water Revenue 2003 Parity Reserve Account #281651 Bank of America Investment Cus:S86881440 Goldman Fin. Sq. Tr. Prime Obligation #463 Debt Service Fund Account #281652 FGIC Insurance Policy #0301090, Dated 8/21/03 \$47,425,000 Orig Issuance; CUS S86901890 Total	N/A 3,390,131.76 94,293.77 N/A 3,484,425.53	N/A 3,390,131.76 94,293.77 N/A 3,484,425.53	N/A 3,390,131.76 94,293.77 N/A 3,484,425.53	06/01/33 09/01/09 06/01/33	5.56% 0.01%
BNY Mark Golder (213) 630-6418	Pasadena City Hall/Park 2003 Redemption Account #281633 Goldman Fin. Sq. Tr. Prime Obligation #463 Certificate Account #281634 Goldman Fin. Sq. Tr. Prime Obligation #463 Goldman Fin. Sq. Tr. Prime Obligation #463 Total	0.00 2,858,450.34 332,384.96 \$3,190,835.30	0.00 2,858,450.34 332,384.96 \$3,190,835.30	0.00 2,858,450.34 332,384.96 \$3,190,835.30	09/01/09 09/01/09	0.00% 0.01% 0.01%
BNY Mark Golder (213) 630-6418	Pasadena Electric Revenue 2002 Bond Fund Account #281620 MBIA Ins. Policy #38581 8/6/02 \$82,320,000; Maturity 06/01/22 Parity Reserve Account #281621 MBIA Debt Service Surety Bond #27359 (2) \$5,662,619.95; Maturity 08/01/024	N/A N/A N/A	N/A N/A N/A	N/A N/A N/A	06/01/22 08/01/24	
BNY Mark Golder (213) 630-6418	Pasadena 2001 COPS Capital Improvements Lease Payments Account #281602 Goldman Fin. Sq. Tr. Prime Obligation #463 MBIA Ins. Policy #37169 1/8/02 \$2,330,000; Maturity 01/01/09; Cus:S86762130 Reserve Account #281603 Federal Home Ln Banks Cus:3133XSY93 Goldman Fin. Sq. Tr. Prime Obligation #463 Total	0.08 1.00 2,200,000.00 35,750.45 \$2,235,751.53	0.08 1.00 2,200,000.00 35,750.45 \$2,235,751.53	0.08 1.00 2,208,250.00 35,750.45 \$2,244,000.53	09/01/09 01/01/09 02/18/14 09/01/09	0.01% 0.00% 3.25% 0.01%

Trustee/Officer Maturity Date	Issue Name Investment	\$ Amount Shares/Par Value	Cost	Market Value	Maturity Date	% Yld
BNY Mark Golder (213) 630-6418	Pasadena Financing Authority 2000 Orange Grove Reserve Account #281452	280,000.00	280,000.00	280,562.80	04/21/14	3.00%
	Federal Home LN Mtg Corp Cusip: 3128X8WF5	13.03	13.03	13.03	09/01/09	0.01%
	Goldman Fin. Sq. Tr. Prime Obligation #463	86.97	86.97	86.97	09/01/09	0.01%
	Villa Parke Reserve Account #281453	180,000.00	180,000.00	180,361.80	04/21/14	3.00%
	Federal Home LN Mtg Corp Cusip: 3128X8WF5	1,388.21	1,388.21	1,388.21	09/01/09	0.01%
	Goldman Fin. Sq. Tr. Prime Obligation #463	11.79	11.79	11.79	09/01/09	0.01%
	Pasadena PFA Revenue Account #281454	270.00	270.00	270.00	09/01/09	0.01%
	Goldman Fin. Sq. Tr. Prime Obligation #463	14,576.42	14,576.42	14,576.42	09/01/09	0.01%
	Pasadena PFA Surplus Account #281457	163,824.30	163,824.30	163,824.30	09/01/09	0.01%
	Goldman Fin. Sq. Tr. Prime Obligation #463	640,170.72	640,170.72	641,095.32		
	Total					
BNY Mark Golder (213) 630-6418	Pasadena Pension Ser99A Bond Fund Account #281381	3,028,000.00	3,006,215.22	3,026,883.88	11/16/09	1.39%
	HSBC Fin Corp CPDS Cusip: 4042FOYGO	263,660.35	263,660.35	263,660.35	09/01/09	0.01%
	Goldman Fin. Sq. Tr. Prime Obligation #463	6,754.81	6,754.81	6,754.81	09/01/09	0.01%
	Goldman Fin. Sq. Tr. Prime Obligation #463	N/A	N/A	N/A	08/05/99	
	MBI Ins. Pol. #16660BE, AMBAC Assurance Corp.	0.52	0.52	0.52	09/01/09	0.01%
	Interest Payment Account #281382	\$3,298,415.68	\$3,276,630.90	\$3,297,299.56		
	Goldman Fin. Sq. Tr. Prime Obligation #463					
	Total					
BNY Mark Golder (213) 630-6418	Pasa Elec RFDG '98 Bond Fund Acct #281366	1.00	1.00	0.00	09/01/09	0.00%
	MBIA Fin Guaranty Ins Pol#27359(1)	1.00	0.00	0.00	08/01/24	0.00%
	Parity RSV #281367	2.00	1.00	0.00		
	MBIA D/S Rsv Sur Bnd#27359(2) 5,662,619.95					
	Total					
BNY Mark Golder (213) 630-6418	1993 Refunding & Cap. Base Rent #281136	617,685.36	617,685.36	617,685.36	09/01/09	0.01%
	Goldman Fin. Sq. Tr. Prime Obligation #463	7.54	7.54	7.54	-	0.00%
	Rebate #281142	0.00	0.00	0.00	-	0.00%
	Goldman Fin. Sq. Tr. Prime Obligation #463	3,500,000.00	3,504,375.00	3,494,531.25	07/14/14	3.23%
	Certificate Reserve #281143	335,746.95	335,746.95	335,746.95	09/01/09	0.00%
	Federal Farm Cr Bks Cons Cusip: 31331GZS1	\$4,453,439.85	\$4,457,814.85	\$4,447,971.10		
	Goldman Fin. Sq. Tr. Prime Obligation #463					
	Total Funds					

Trustee/Officer Maturity Date	Issue Name Investment	\$ Amount Shares/Par Value	Cost	Market Value	Maturity Date	% Yld
	BNY					
	93 Old Pasa Pkng Rfndng					
	Reserve Fund 281147	880.47	880.47	880.47	09/01/09	0.01%
Mark Golder (213) 630-6418	Goldman Fin. Sq. Tr. Prime Obligation #463	2,225,312.50	2,225,312.50	2,225,312.50	1/1/18	7.00%
	Transamerica GIC #79165 \$2,238,536.00 ;Cus: S86880400					
	Total	\$2,226,192.97	\$2,226,192.97	\$2,226,192.97		
	BNY					
	1987 Los Robles					
	Base Rent #060755					
Mark Golder (213) 630-6418	Goldman Fin. Sq. Tr. Prime Obligation #463	73.39	73.39	73.39	09/01/09	0.01%
	Goldman Fin. Sq. Tr. Prime Obligation #463	33,135.22	33,135.22	33,135.22	09/01/09	0.00%
	Reserve Fund #060757					
	Federal Home Ln Mig Corp Cusip: 3128X8WF5	2,700,000.00	2,700,000.00	2,705,427.00	04/21/14	3.00%
	L/C Account #060758					
	BNY/CSTRS Irr. L/C #S00043502/STRS-41					
	\$17,664,167					
	Total	N/A	N/A	N/A	11/01/12	
		\$2,733,208.61	\$2,733,208.61	\$2,738,635.61		
	SCPPA Investments					
	SCPPA Project Stabilization Fund					
Yolly Pantig (213) 367-3074	Dreyfus Cash Mgmt 670 Cusp S99991780	439,464.38	439,464.38	439,464.38	09/01/09	0.10%
	Federal Home Loan Bank Cusp 3133XSSD1	2,590,000.00	2,590,000.00	2,594,856.25	12/30/13	3.00%
	Federal National Mig Assn Cusp 3136FHZ24	2,070,000.00	2,070,000.00	2,087,466.66	07/29/14	3.05%
	Total	\$5,099,464.38	\$5,099,464.38	\$5,121,787.29		
Inv. Approvd by Sanwa	TOTAL FUND BALANCE	\$62,038,196.57	\$62,047,452.46	\$62,153,332.00		