





# BLDG. SUMMARY

-  A SINGLE FAMILY 2 STORY 2,400 SF (32'x40') 11 UNITS
  -  B SINGLE FAMILY 2 STORY 1,800 SF (32'x36') 7
  -  C TOWNHOUSE 2 STORY 1,600 SF (28'x40') 18
  -  D TOWNHOUSE 2 STORY 1,200 SF (28'x34') 14
- 50 UNITS  
10 UNITS PER ACRE



8-31-06  
A1-G-809

**BEACON HOUSING**  
5000 EDENHURST AVENUE LOS ANGELES, CA

CALIFORNIA TERRACE

**richard  
chan  
associates**  
architects  
1015 EAST IMPERIAL HIGHWAY  
SUITE C8, BREA, CALIFORNIA 92821  
714/255-1570 FAX/265-1572