

Supplemental

Agenda Report

TO: City Council

DATE: July 20, 1998

FROM: Cynthia Kurtz
Acting City Manager

SUBJECT: Public Safety at City Schools and Parks

RECOMMENDATION:

There is no recommendation. This item is for information only.

BACKGROUND:

The following is an overview of safety in Pasadena's parks and schools. The information was gathered from Part 1 crime statistics for the first half of 1998 and compares it to the first half of 1997. It includes P.U.S.D. schools, (from elementary through high school), that fall within city boundaries and all city parks including Eaton Canyon Nature Center.

The overall difference in crime between the two time periods shows a **decrease of 23%** from 1997 to 1998. This is attributed to a **14% drop in Part 1 crime at the schools** and a **29% decrease in Part 1 crime at the city's parks**.

School Safety

Out of the seven Part 1 crimes, Larceny-Theft occurs with the highest frequency at schools. This is also consistent with the rest of the city. Pasadena High School experienced the highest number of part 1 crimes in the first half of 1998 with 19. John Muir High School was second with 17 and Marshall was third with 13. The following is a table listing each school, the number of Part 1 crimes in the first half of each year, and the percentage of change. *NOTE: The high percentages usually indicate low overall numbers.*

MEETING OF 7/20/98

AGENDA ITEM NO. 3.A.1.

School	1997	1998	% of Change
Allendale	1	0	N/C
Burbank	0	0	N/C
Pasadena Alt.	3	0	N/C
Cleveland	1	1	0.0%
Don Benito	0	0	N/C
Field	2	1	-50.0%
Hamilton	0	3	N/C
Jackson	0	0	N/C
Jefferson	1	2	100.0%
Linda Vista	1	1	0.0%
Longfellow	4	0	N/C
Madison	7	3	-57.1%
Roosevelt	1	2	100.0%
San Rafael	2	1	-50.0%
Sierra Madre School	0	0	N/C
Washington 4-6	14	4	-71.4%
Webster	0	0	N/C
Elliot	3	3	0.0%
Marshall	8	13	62.5%
Washington 7-8	12	6	-50.0%
Wilson	3	3	0.0%
Blair	8	8	0.0%
Rose City	6	9	50.0%
John Muir	13	17	30.8%
P.H.S.	22	19	-13.6%

Park Safety

Larceny-Theft is also the crime that occurs with the greatest frequency in the city's parks with 92 incidents reported in the first half of 1998 and 136 in 1997. In 1998, Grand Theft Auto was second with 11, and robbery was third with 10. Forcible Rape occurred three times and there were no homicides in the parks during this time. This represents a decrease in Grand Theft Auto's and robberies while Assaults stayed the same and Rapes increased by one.

The following table lists the parks and the number of Part 1 Crimes that occurred in each during the first half of the listed year. *NOTE: The high percentages usually indicate low overall numbers. If a Park is not listed, it did not have any Part 1 Crimes reported during this time. Brookside's high volume in 1997 is likely related to the rash of auto burglaries that occurred during this time last year. The suspect in those cases is in custody.*

Park	1997	1998	% of Change
Brookside	92	42	-54.3%
Villa	15	18	20.0%
Victory	22	19	-13.6%
Jackie Robinson	1	4	300.0%
Singer	1	5	400.0%
Memorial	7	7	0.0%
Defender	4	5	25.0%
Brenner	2	6	200.0%
Eaton Canyon Nature Cntr.	7	2	-71.4%
Eaton-Blanche	1	2	100.0%
Jefferson	3	2	-33.3%
Washington	12	4	-66.7%
La Pintoresca	12	6	-50.0%
Tournament	4	7	75.0%
Floyd Gwinn	0	1	N/C
McDonald	0	1	N/C
Hamilton	1	1	0.0%
Grant	3	0	-100.0%
Allendale	0	1	N/C

NOTE: These figures were generated using grids, (whole city blocks), in order to not miss anything. This may have included some residential calls in areas like Villa Park, Washington Park, La Pintoresca Park, and others where there are houses on the same block. This was also necessary because some parks do not have addresses and the address of the park or school may have been entered incorrectly into CAD and subsequently missed.

Park Playground Safety

In order to ensure that people participating in our parks are safe from potential injuries, another vital component of park safety is the ongoing care and maintenance of playground equipment. Parks and Natural Resources have a playground and tot lot safety inspection program in place to help ensure child safety while using city park facilities. The program has several components, and involves not only maintenance personnel, but includes the availability and services of the City's Landscape Architect, Safety Officer, various equipment manufacture representatives and valued input from the community. Ongoing coordination and communication between the Recreation and Parks Commission and Accessibility and Disability Commission provides opportunities for suggesting new playground equipment that meets the Americans with Disabilities Act (ADA) safety requirements.

The City routinely inspects all surfaces to ensure surfaces are clear of potential injury. As new playground equipment is replaced, protective padding such as rubber matting and/or fiber (wood chips) is replaced. Areas that have sand are regularly inspected and refilled as necessary. When playground equipment is replaced, all climbing equipment including slides are inspected and installed with proper height limitations such as no higher than 6 feet for school-aged children and no higher than 4 feet for preschoolers.


City parks contain 69 pieces of pre-1980 painted tot lot equipment. The cip includes removing all existing paint, ensuring paint was appropriately contained, and repairing all 69 pieces with Federal OSHA approved paint. Paint removal and repainting of four parks (Brookside, Eaton-Blanche, Jefferson, and La Pintoresca) was completed in FY 1997. The remaining five parks (Brenner, Eaton Sunnyslope, Hamilton, Grant, and Victory) will be completed in FY 1999.

The measures outlined above conform with the recommended safety guidelines as published in the U.S. Public Interest Research Group and the Consumer Federation of America. City staff also adheres to playground equipment safety guidelines as issued by the Consumer Products Safety Commission. All new playground equipment that is installed meets the standards as established by ADA.


FISCAL IMPACT:

There is no fiscal impact as a result of this item.

Respectfully submitted,



Cynthia J. Kurtz
Acting City Manager

Prepared by:



Keith Jones
Lieutenant, Detective Section
Special Operations Division

Reviewed by:



Robert C. Baderian
Director of Parks and Natural Resources

Approved By:



Bernard K. Melekian
Chief of Police