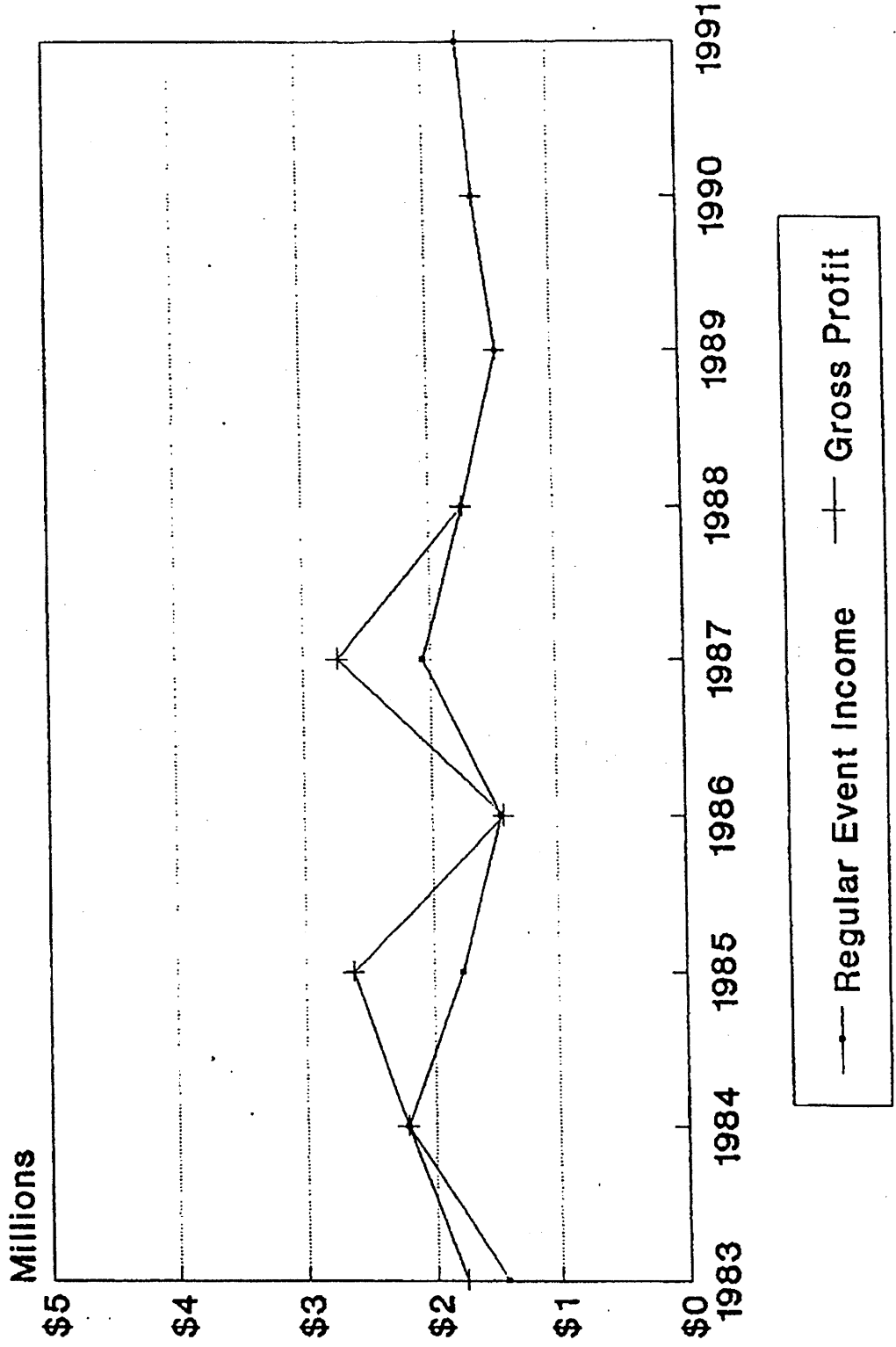
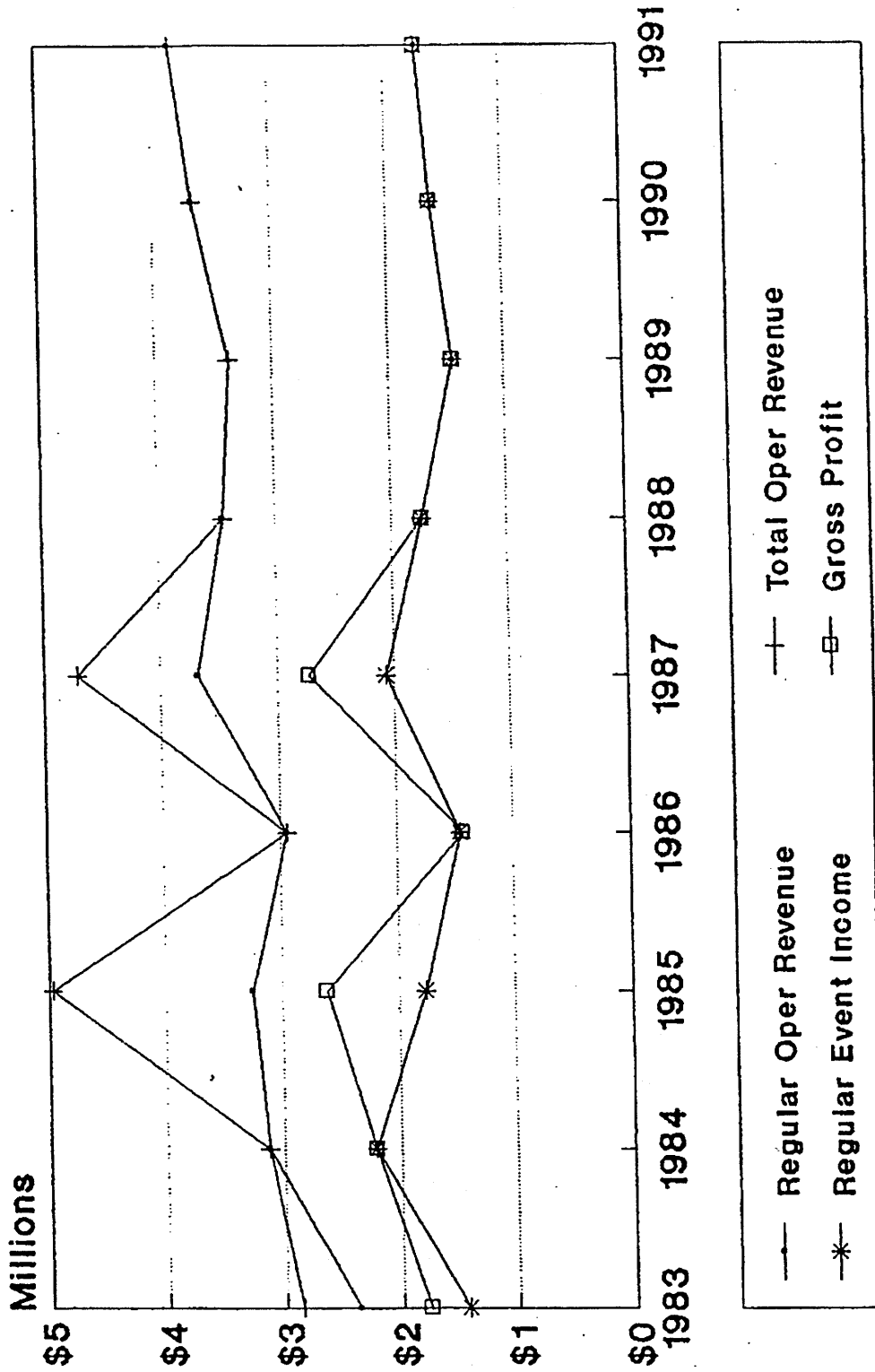


GROSS PROFIT TREND



EVENT REVENUE AND PROFIT TRENDS



CITY OF PASADENA
Rose Bowl Fund

Comparison of Operating Statements

For the Years Ended June 30, 1983 - 1991

Description	1983	1984	1985	1986	1987	1988	1989	1990	1991
OPERATING REVENUE	\$2,863,223	\$3,130,957	\$4,963,608	\$2,943,157	\$4,711,179	\$3,439,486	\$3,370,863	\$3,663,814	\$3,850,292
Direct Event Expense	(1,101,000)	(917,204)	(2,339,095)	(1,514,272)	(1,979,794)	(1,705,893)	(1,927,766)	(2,047,789)	(2,121,295)
GROSS PROFIT	1,762,223	2,213,753	2,624,513	1,428,885	2,731,385	1,733,593	1,443,097	1,616,025	1,728,997
Operating Expense	(486,870)	(694,200)	(595,021)	(479,843)	(553,979)	(659,285)	(821,920)	(1,008,154)	(1,070,199)
INCOME CONTRIBUTION	1,275,353	1,519,553	2,029,492	949,042	2,177,406	1,074,308	621,177	607,871	658,798
Fixed & Allocated Expense	(152,494)	(152,593)	(160,036)	(423,747)	(567,925)	(482,813)	(532,694)	(553,987)	(470,950)
NET OPERATING INCOME	1,122,859	1,366,960	1,869,456	525,295	1,609,481	591,495	88,483	53,884	187,848
Financial Income & Expense	(117,605)	(172,608)	(297,117)	(335,604)	(86,195)	(103,202)	(131,743)	(214,627)	(264,341)
TOTAL FUND INCOME (LOSS)	1,005,254	1,194,352	1,572,339	189,691	1,523,286	488,293	(43,260)	(160,743)	(76,493)
Provision of Funds From (For):									
Capital Projects			(5,486)		(5,486)	(407,791)	(5,442)	(73,916)	(23,554)
Arroyo Maintenance	(416,145)	(460,206)	(384,091)	(419,919)	(544,259)	(656,020)	(337,008)	(335,754)	(500)
Golf Course/Gen Fund Transfer						45,350			3,222
NET INCREASE (DECR) TO FUND	\$589,109	\$734,146	\$1,188,248	(\$230,228)	\$973,541	(\$530,168)	(\$385,710)	(\$570,413)	(\$97,325)
Number of Events	27	25	38	26	29	26	24	26	25
Major Events	(Super Bowl)		(Olympics)	(Pasadena (Super Bowl) Centennial)			(Rose Bowl Anniversary)		

CITY OF PASADENA
Rose Bowl Fund

Comparison of Operating Statements - Part 1

For the Years Ended June 30, 1983 - 1991

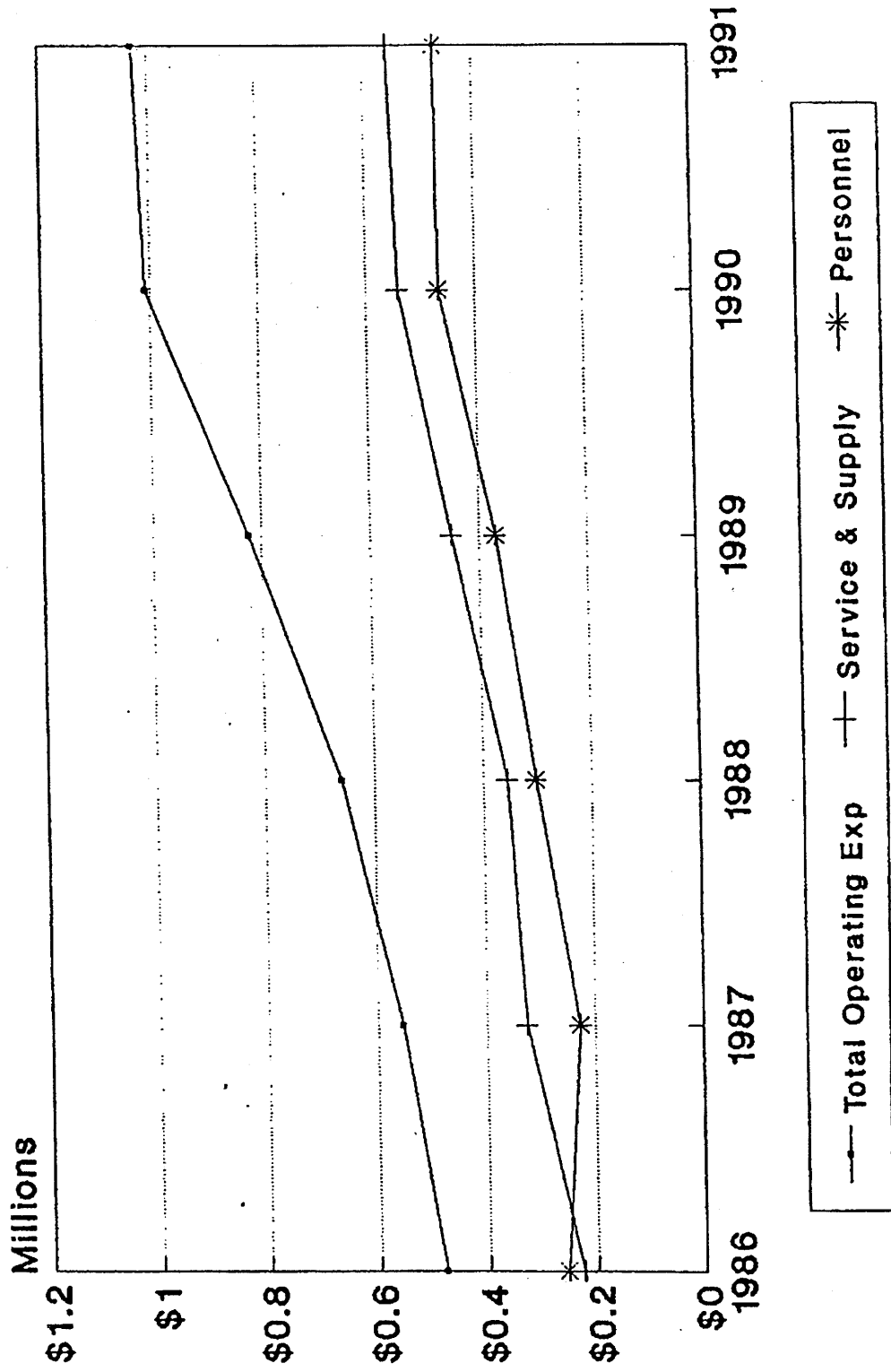
Description	1983	1984	1985	1986	1987	1988	1989	1990	1991
OPERATING REVENUE									
Revenue - Regular Events	\$2,018,838	\$3,128,330	\$3,212,731	\$2,930,144	\$3,514,216	\$3,410,267	\$3,274,889	\$3,580,764	\$3,779,092
Revenue - Extraordinary Events	499,460	2,627	1,708,666	136	1,026,563	(200)	95,974	83,050	71,200
Revenue - Advertising and Misc	344,925	2,627	42,211	12,877	170,400	29,419	95,974	83,050	71,200
Total Operating Revenue	2,863,223	3,130,957	4,963,608	2,943,157	4,711,179	3,439,486	3,370,863	3,663,814	3,850,292
DIRECT EVENT EXPENSE									
Expense - Regular Events	(933,000)	(917,204)	(1,486,390)	(1,491,278)	(1,623,731)	(1,705,893)	(1,927,766)	(2,047,789)	(2,121,295)
Expense - Extraordinary Events	(168,000)		(852,705)	(22,994)	(356,063)				
Total Event Expense	(1,101,000)	(917,204)	(2,339,095)	(1,514,272)	(1,979,794)	(1,705,893)	(1,927,766)	(2,047,789)	(2,121,295)
Income - Reg Events & Advertising	1,430,763	2,213,753	1,768,552	1,451,743	2,060,885	1,733,793	1,443,097	1,616,025	1,728,997
Income - Extraordinary Events	331,460	0	855,961	(22,858)	670,500	(200)	0	0	0
GROSS PROFIT	\$1,762,223	\$2,213,753	\$2,624,513	\$1,428,885	\$2,731,385	\$1,733,593	\$1,443,097	\$1,616,025	\$1,728,997
Number of Events	27	25	38	26	29	26	24	26	25
Major Events	(Super Bowl)		(Olympics)	(Pasadena (Super Bowl) Centennial)			(Rose Bowl Anniversary)		

CITY OF PASADENA
Rose Bowl Fund

Comparison of Operating Statements - Part 2
For the Years Ended June 30, 1983 - 1991

Description	1983	1984	1985	1986	1987	1988	1989	1990	1991
GROSS PROFIT	\$1,762,223	\$2,213,753	\$2,624,513	\$1,428,885	\$2,731,385	\$1,733,593	\$1,443,097	\$1,616,025	\$1,728,997
Operating Expenses	(486,870)	(694,200)	(595,021)	(479,843)	(553,979)	(659,285)	(821,920)	(1,008,154)	(1,070,199)
CONTRIBUTION - Regular Events	943,893	1,519,553	1,173,531	971,900	1,506,906	1,074,508	621,177	607,871	658,798
CONTRIBUTION - Extraordinary	331,460	0	855,961	(22,858)	670,500	(200)	0	0	0
INCOME CONTRIBUTION	1,275,353	1,519,553	2,029,492	949,042	2,177,406	1,074,308	621,177	607,871	658,798
Fixed and Allocated Expenses:									
GSA Charges				(139,089)	(129,589)	(136,532)	(140,052)	(122,423)	(127,177)
Gen City Legal Expenses					(194,394)				
Depreciation	(152,494)	(152,593)	(160,036)	(158,714)	(167,097)	(208,492)	(249,026)	(182,143)	(194,554)
Allocated City Charges				(125,944)	(76,845)	(137,789)	(143,407)	(238,986)	(149,219)
Gain (Loss) on Sale of Assets							(209)	(10,435)	
Total Fixed & Allocated Expenses	(152,494)	(152,593)	(160,036)	(423,747)	(567,925)	(482,813)	(532,694)	(553,987)	(470,950)
NET OPERATING INCOME	1,122,859	1,366,960	1,869,456	525,295	1,609,481	591,495	88,483	53,884	187,848
Financial Income & Expense:									
Investment Income	62,757	291,090	152,832	94,172	312,540	267,152	205,396	131,868	37,839
Interest Expense	(180,362)	(463,698)	(449,949)	(429,776)	(398,735)	(370,354)	(337,139)	(346,495)	(302,180)
TOTAL FUND INCOME (LOSS)	1,005,254	1,194,352	1,572,339	189,691	1,523,286	488,293	(43,260)	(160,743)	(76,493)
Provision of Funds From (For):									
Capital Projects					(5,486)	(407,791)	(5,442)	(73,916)	(23,554)
Arroyo Maintenance	(416,145)	(460,206)	(384,091)	(419,919)	(544,259)	(656,020)	(337,008)	(335,754)	(500)
Golf Course/Gen Fund Transfer						45,350			3,222
NET INCREASE (DECR) TO FUND	\$589,109	\$734,146	\$1,188,248	(\$230,228)	\$973,541	(\$530,168)	(\$385,710)	(\$570,413)	(\$97,325)
Number of Events	27	25	38	26	29	26	24	26	25
Major Events	(Super Bowl)		(Olympics)	(Pasadena (Super Bowl) Centennial)			(Rose Bowl Anniversary)		

OPERATING EXPENSES



CITY OF PASADENA
Rose Bowl Fund

Operations Expenditures by Category
For the Years Ended June 30, 1986 - 1991

Category	1986	1987	1988	1989	1990	1991
Personnel	\$255,689	\$227,672	\$302,897	\$370,011	\$466,952	\$470,308
Service and Supply	224,154	326,307	356,388	451,909	541,202	558,261
OPERATING EXPENSES	\$479,843	\$553,979	\$659,285	\$821,920	\$1,008,154	\$1,028,569

EXHIBIT N

CITY OF PASADENA
Rose Bowl Fund

Operating Expenses - Personnel
For the Years Ended June 30, 1986 - 1991

Description	1986	1987	1988	1989	1990	1991
REGULAR PAY	\$137,454	\$104,559	\$132,520	\$179,225	\$248,944	\$255,050
APPLIED PERCENT FOR BENEFITS	90,050	72,925	80,103	100,362	143,523	144,544
OVERTIME PAY	4,676	6,762	8,703	12,464	8,192	10,646
NON BENEFIT EMPLOYEES	20,854	40,726	77,871	74,212	61,068	56,713
AUTO ALLOWANCE	2,655	2,700	3,700	3,748	5,225	3,355
TOTAL PERSONNEL EXPENSES	\$255,689	\$227,672	\$302,897	\$370,011	\$466,952	\$470,308
Full Time Equivalents	9.05	7.75	8.15	8.65	11.05	11.05

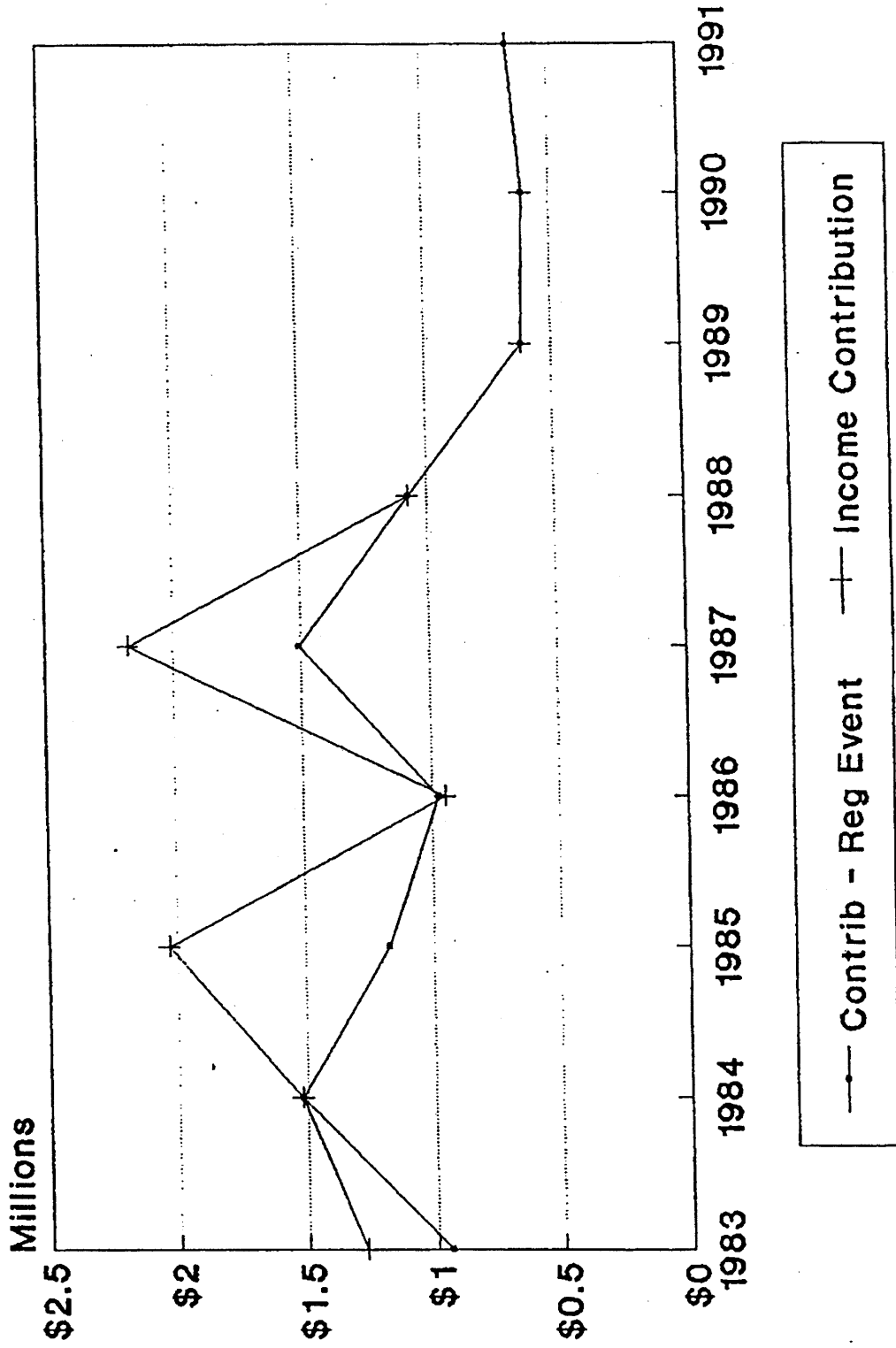
CITY OF PASADENA
Rose Bowl Fund

Operating Expenses - Service and Supply
For the Years Ended June 30, 1986 - 1991

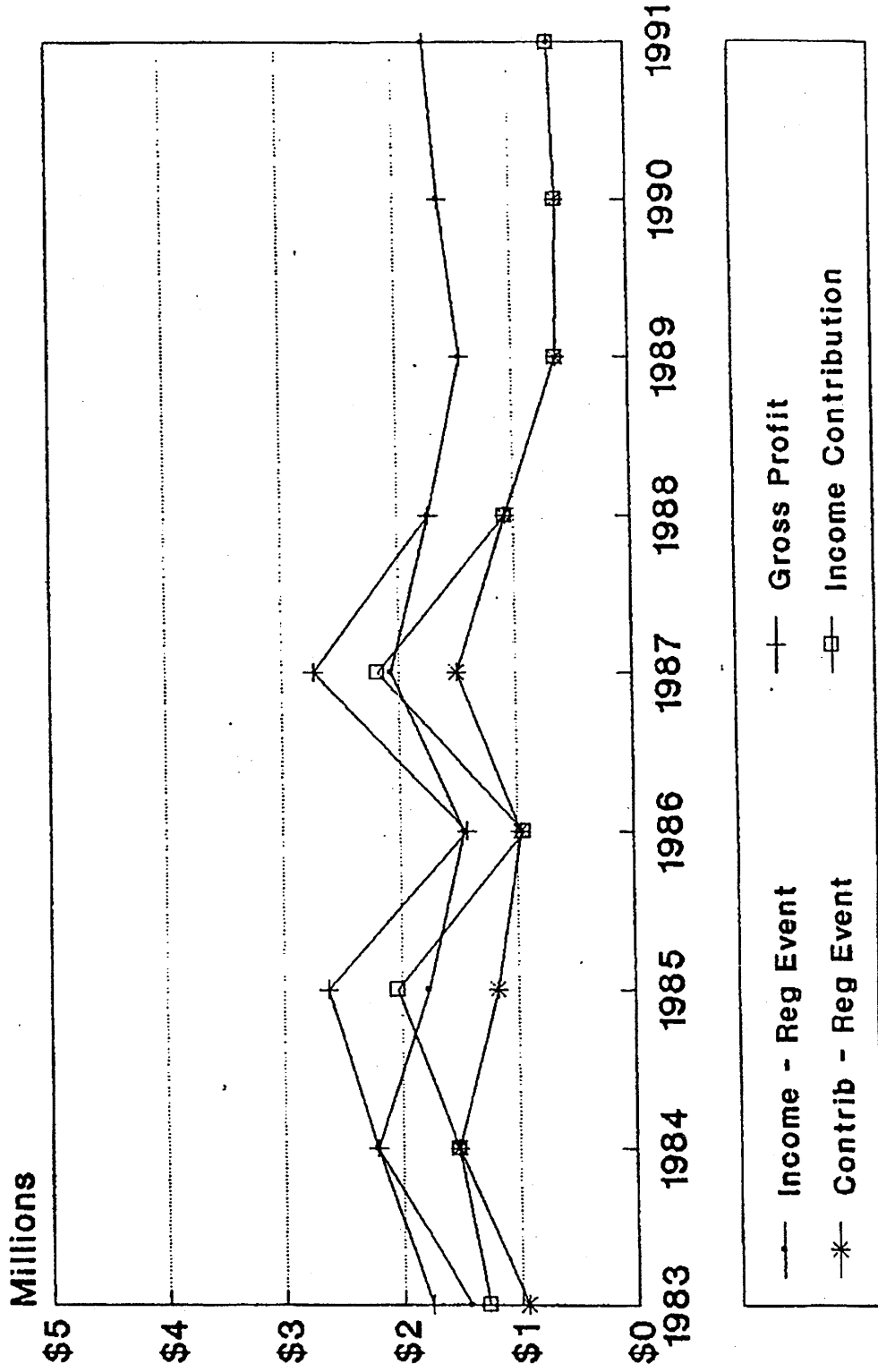
Description	1986	1987	1988	1989	1990	1991
MATERIALS AND SUPPLIES	\$44,602	\$70,392	\$83,744	\$97,592	\$141,461	\$110,112
OUTSIDE PRINTING & DUPLICATION	18	5,788	2,888	28	2,047	1,509
CONTRACT & CONSULTANT SERVICES	72,670	102,450	118,743	212,339	163,895	190,315
SUBSCRIPTIONS, DUES & MEMBERSHIPS	174	16	275	400	304	2,234
EDUCATION	0	330	312	259	180	98
CONFERENCES & MEETINGS	2,953	13,814	6,907	13,783	36,618	24,682
GSA PRINTING	0	0	0	0	1,359	1,468
GSA DUPLICATING	0	0	0	0	3,954	4,044
GSA RADIO & DATA COMMUNICATION	0	186	28	150	1,411	3,221
GSA LOCK SHOP	0	0	0	0	1,430	846
GSA TENANT IMPROVEMENTS	0	0	0	0	35,784	59,778
GSA AUTO BODY REPAIR	0	0	0	0	900	739
GAS, ELECTRIC & WATER	87,638	119,017	126,683	113,861	138,128	137,432
REFUSE COLLECTION	8,892	9,962	11,024	10,592	12,383	12,383
POSTAGE	1,872	1,709	1,701	618	1,348	1,997
INSURANCE	2,548	0	0	2,287	0	0
FISCAL AGENT FEES/LEGAL ADVERTISING	2,787	2,643	4,083	0	0	7,403
TOTAL SERVICE AND SUPPLY	\$224,154	\$326,307	\$356,388	\$451,909	\$541,202	\$558,261

EXHIBIT P

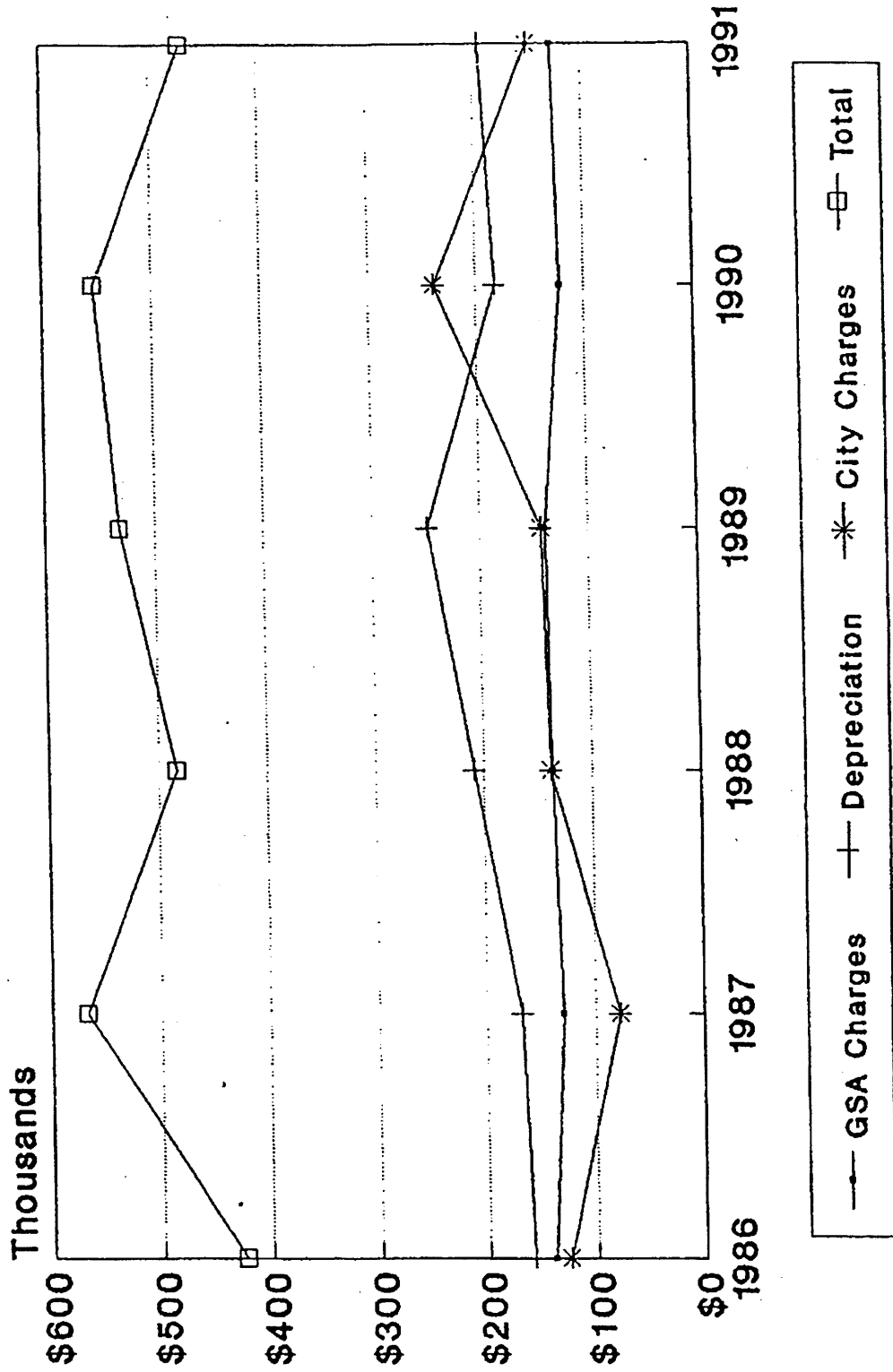
ROSE BOWL INCOME CONTRIBUTION TREND



INCOME CONTRIBUTION TRENDS



TOTAL FIXED AND ALLOCATED COSTS



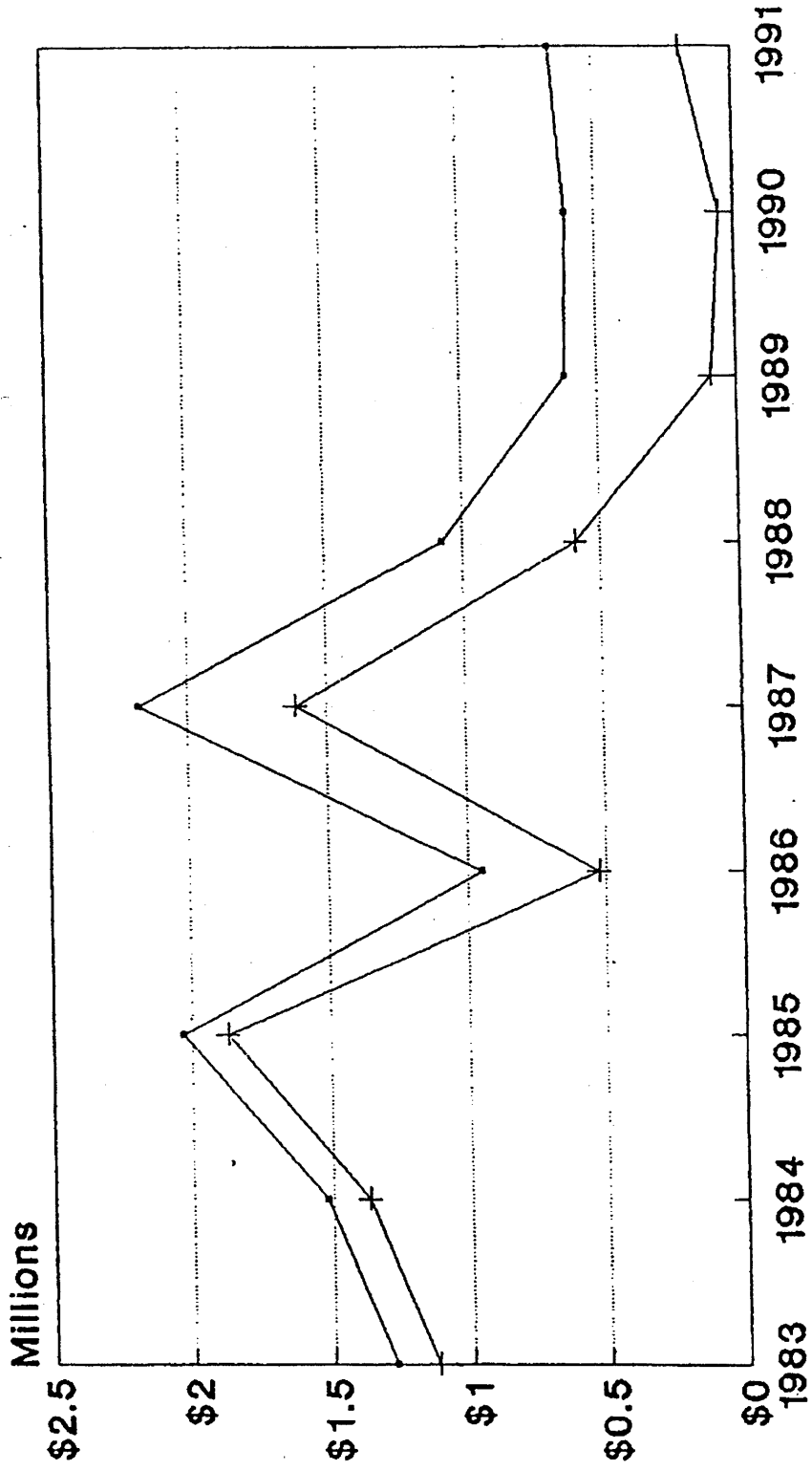
CITY OF PASADENA
Rose Bowl Fund

Fixed and Allocated Costs by Category
For the Years Ended June 30, 1986 - 1991

Category	1986	1987	1988	1989	1990	1991
GSA Charges	(\$139,089)	(\$129,589)	(\$136,532)	(\$140,052)	(\$122,423)	(\$127,177)
General City Legal Expense	0	(194,394)	0	0	0	0
Depreciation	(158,714)	(167,097)	(208,492)	(249,026)	(182,143)	(194,554)
Allocated City Charges	(125,944)	(76,845)	(137,789)	(143,407)	(238,986)	(149,219)
Gain (Loss) on Sale of Assets	0	0	0	(209)	(10,435)	0
TOTAL FIXED & ALLOCATED COSTS	(\$423,747)	(\$567,925)	(\$482,813)	(\$532,694)	(\$553,987)	(\$470,950)

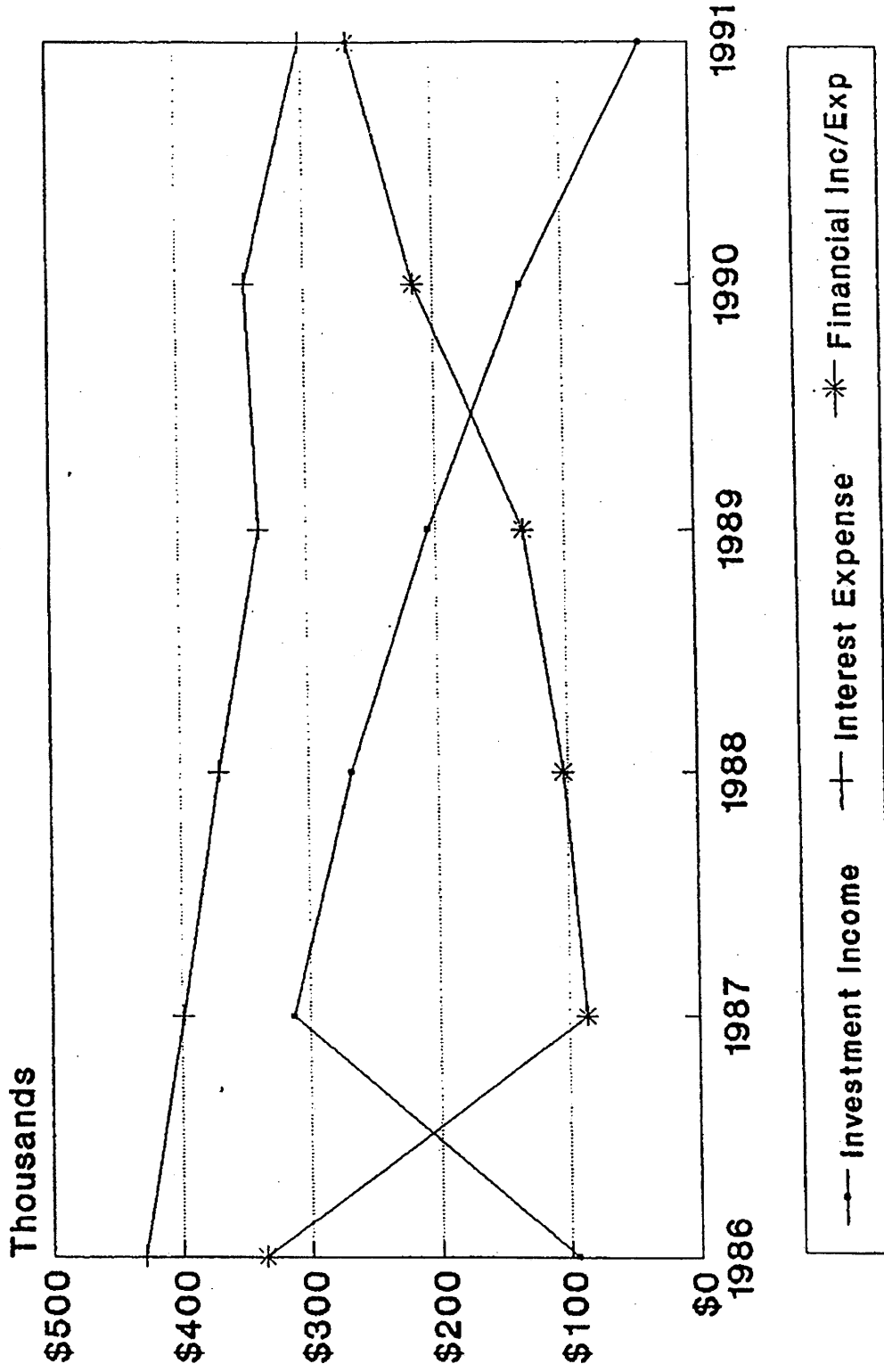
EXHIBIT

NET OPERATING INCOME TRENDS



Income Contribution Net Operating Income

FINANCIAL INCOME & EXPENSE



CITY OF PASADENA
Rose Bowl Fund

Financial Income and Expense
For the Years Ended June 30, 1986 - 1991

Category	1986	1987	1988	1989	1990	1991
Investment Income	\$94,172	\$312,540	\$267,152	\$205,396	\$131,868	\$37,839
Interest Expense	(429,776)	(398,735)	(370,354)	(337,139)	(346,495)	(302,180)
FINANCIAL INCOME/EXPENSE	(\$335,604)	(\$86,195)	(\$103,202)	(\$131,743)	(\$214,627)	(\$264,341)

ROSE BOWL FUND BALANCE CHANGES

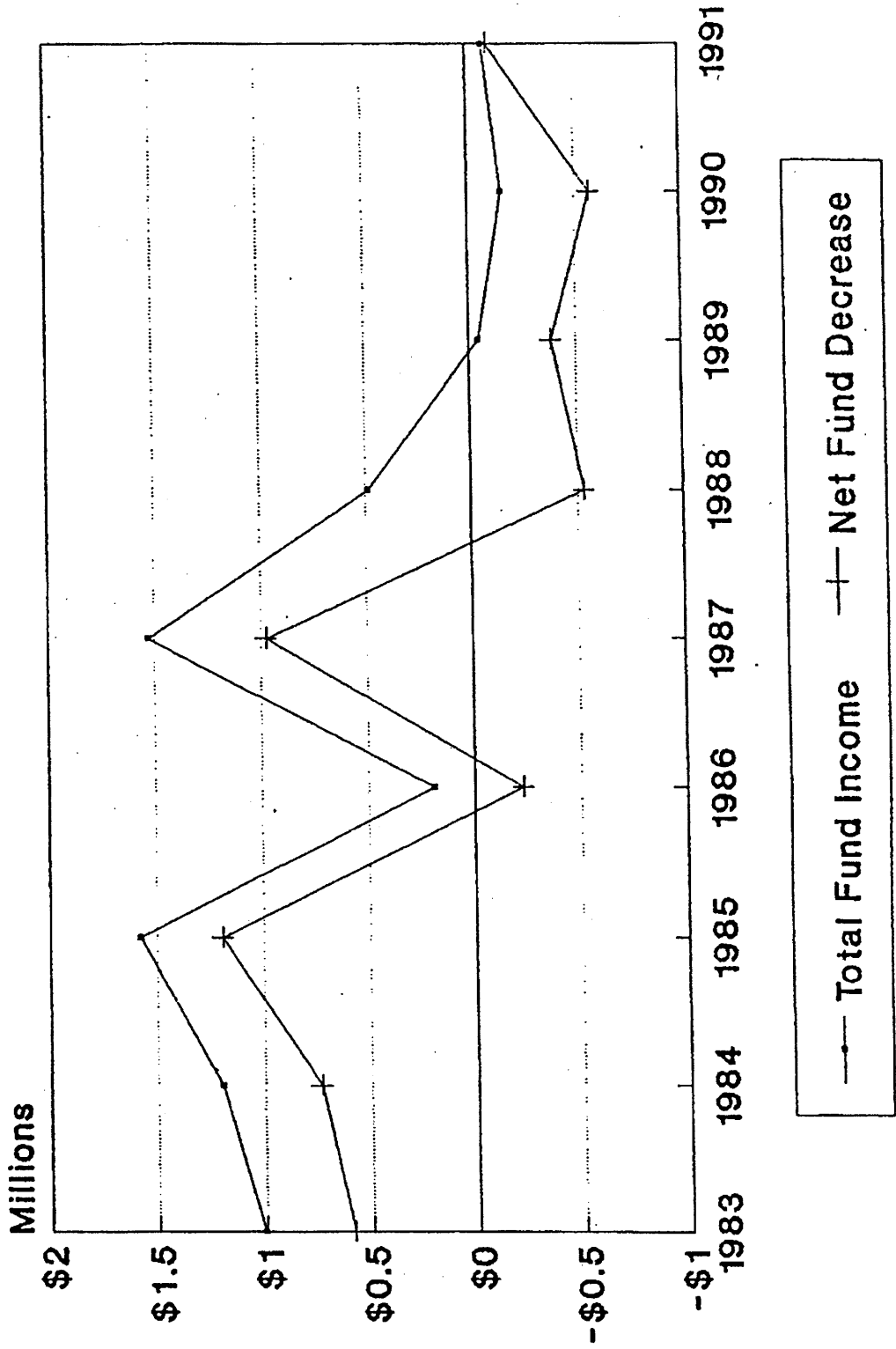
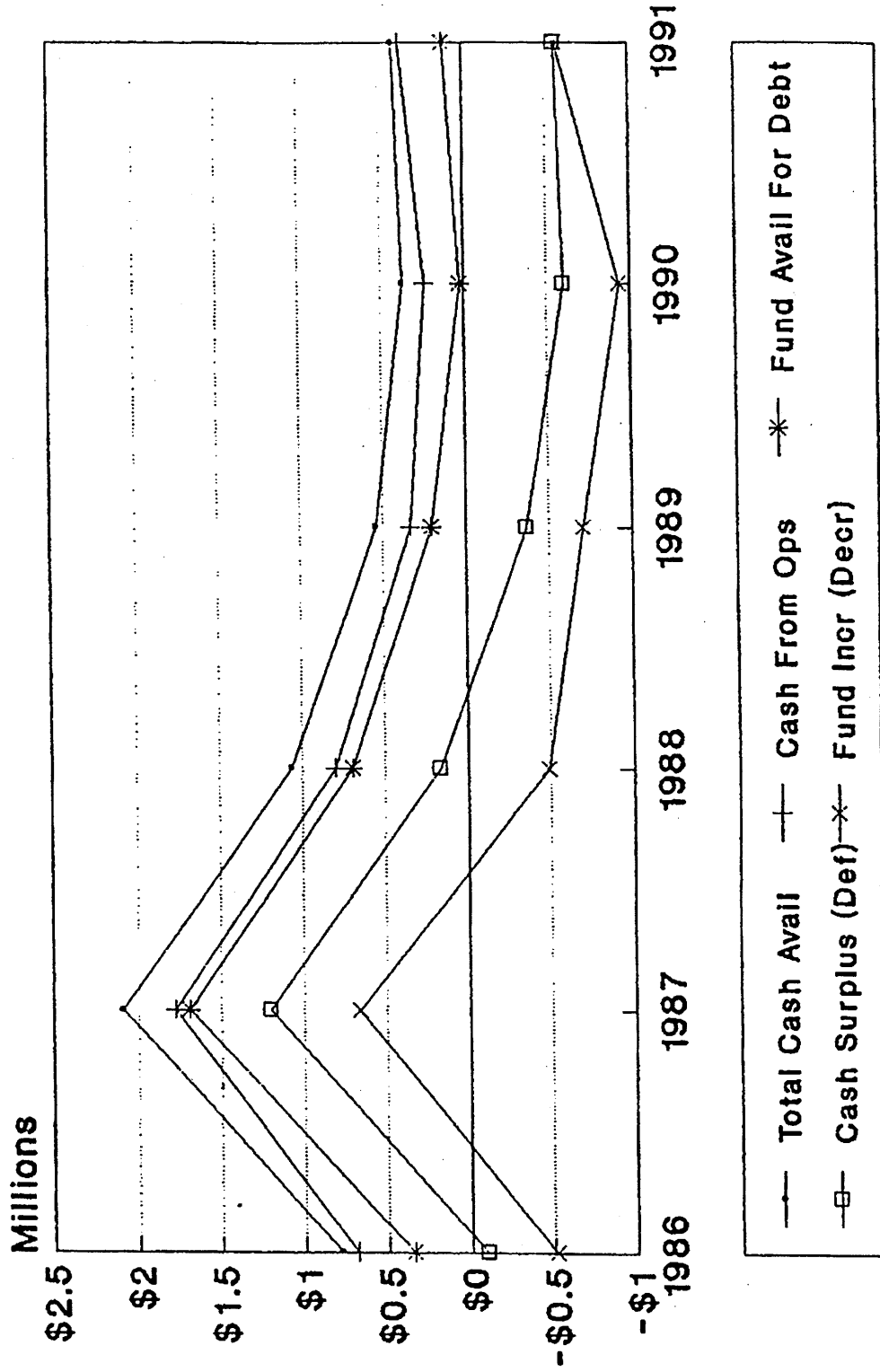


EXHIBIT X

CASH AVAILABLE



CITY OF PASADENA
Rose Bowl Fund

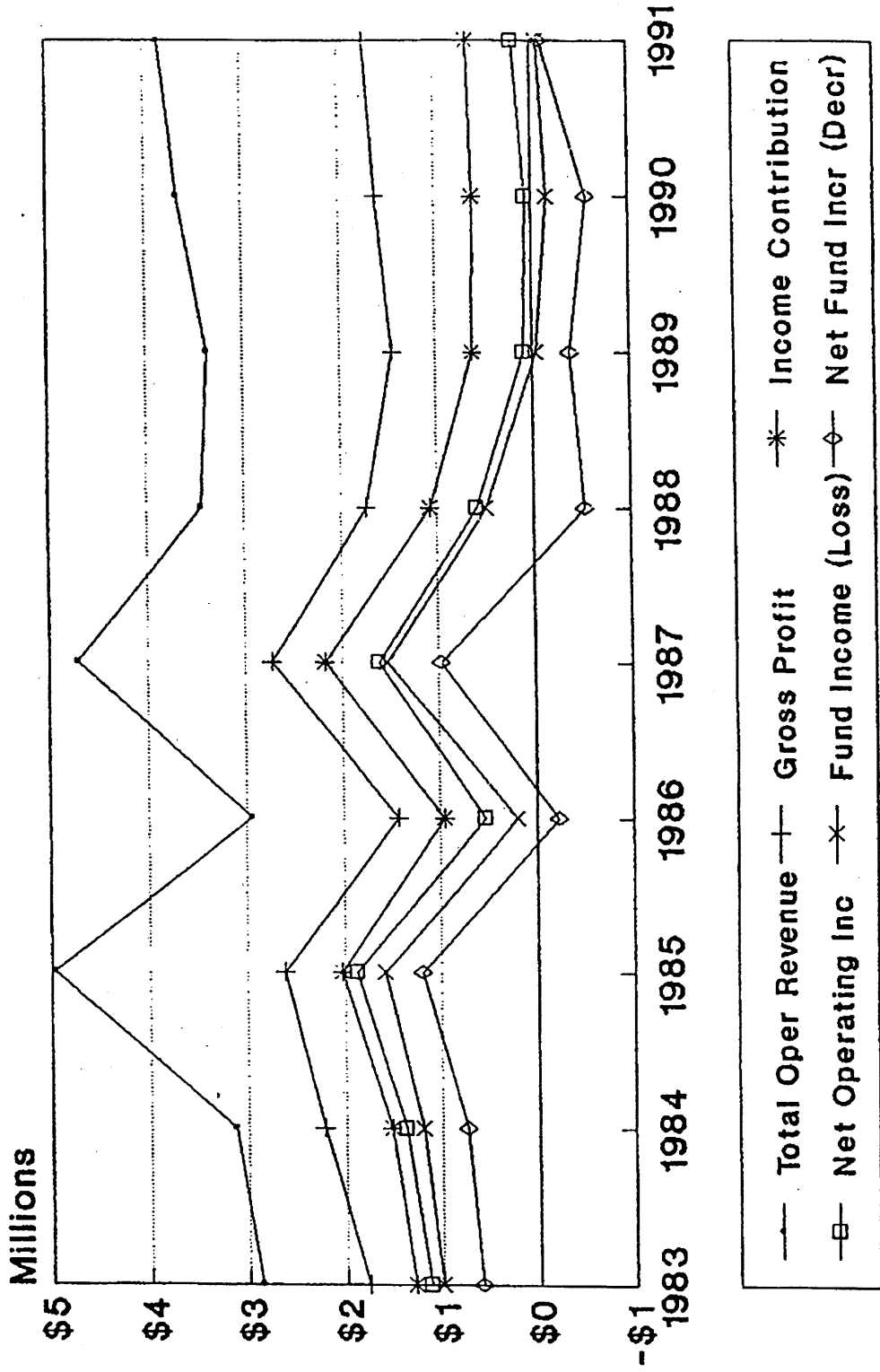
CASH FLOW ANALYSIS

For the Years Ended June 30, 1986 - 1991

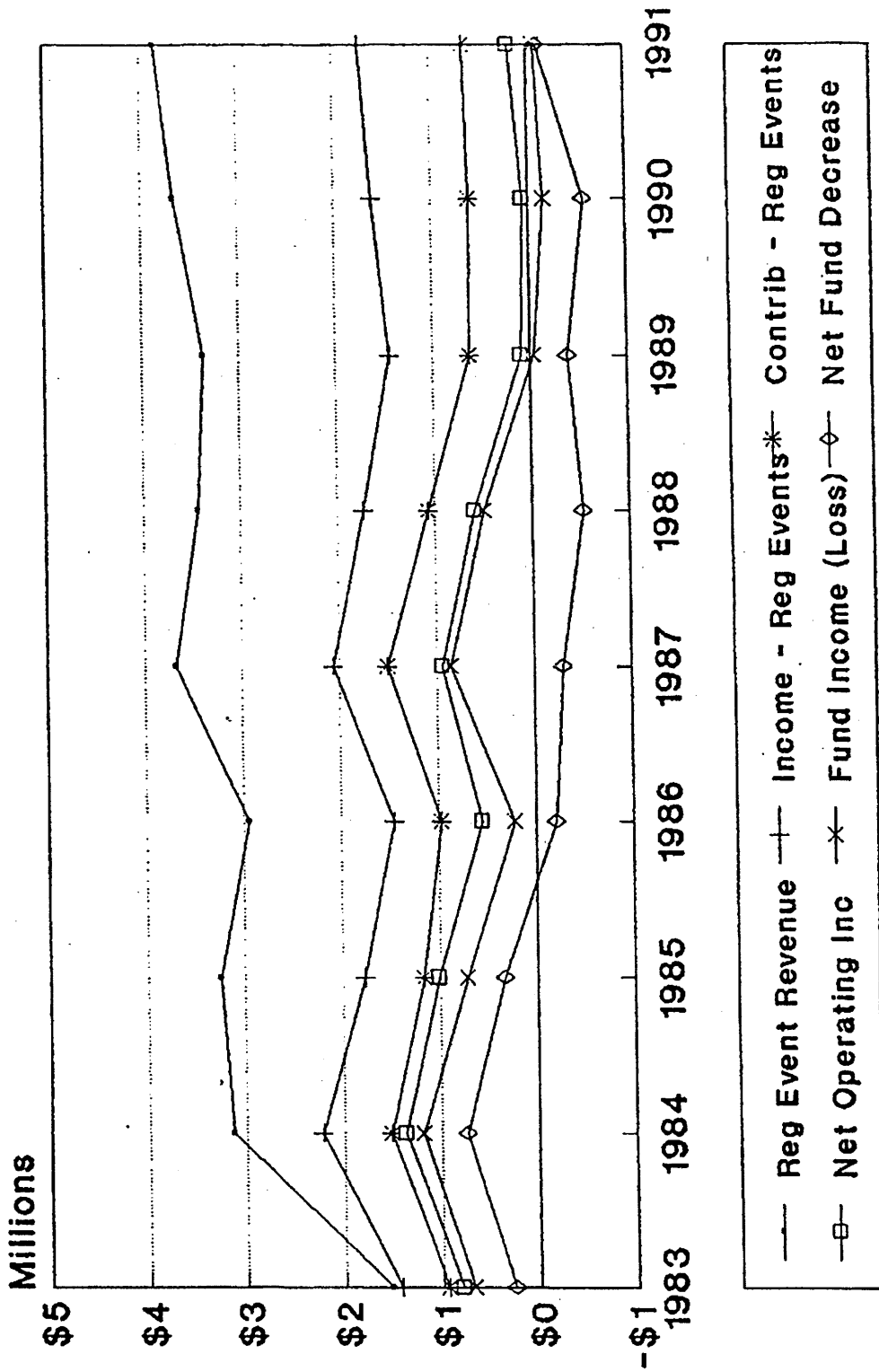
Description	1986	1987	1988	1989	1990	1991
NET OPERATING INCOME	\$525,295	\$1,609,481	\$591,495	\$88,483	\$53,884	\$187,848
Add Depreciation	158,714	167,097	208,492	249,026	182,143	194,554
CASH FROM OPERATIONS	684,009	1,776,578	799,987	937,509	236,027	382,402
Add Investment Income	94,172	312,540	267,152	205,396	131,868	37,839
TOTAL CASH AVAILABLE	778,181	2,089,118	1,067,139	542,905	367,895	420,241
Less Interest Expense	(429,776)	(398,735)	(370,354)	(337,139)	(346,495)	(302,180)
FUNDS AVAILABLE FOR DEBT PAYMENT	348,405	1,690,383	696,785	205,766	21,400	118,061
Principal Payments	(447,500)	(485,000)	(527,500)	(575,000)	(625,000)	(677,500)
CASH SURPLUS (DEFICIT)	(99,095)	1,205,383	169,285	(369,234)	(603,600)	(559,439)
Park Maintenance Cost	(419,919)	(544,259)	(656,020)	(337,008)	(335,754)	(500)
FUND CASH INCREASE (DECREASE)	(\$519,014)	\$661,124	(\$486,735)	(\$706,242)	(\$939,354)	(\$559,939)

EXHIBIT Z

FINANCIAL OPERATING RESULTS TRENDS



FINANCIAL TRENDS OF RECURRING EVENTS



CITY OF PASADENA

Rose Bowl Fund

Program Comparison by Year for the Years Ended June 30, 1983 to 1991

	1983	1984	1985	1986	1987	1988	1989	1990	1991	Average 1986-1991
Revenue	\$559,946	\$665,393	\$624,312	\$586,493	\$599,488	\$652,707	\$670,371	\$732,103	\$804,943	\$674,351
Expense	78,000	76,000	66,000	54,430	48,633	56,506	56,314	61,296	72,504	58,281
GROSS PROFIT	\$481,946	\$589,393	\$558,312	\$532,063	\$550,855	\$596,201	\$614,057	\$670,807	\$732,439	\$616,070
Percentage	86.07%	88.58%	89.43%	90.72%	91.89%	91.34%	91.60%	91.63%	90.99%	91.36%
Number of Events	15	15	14	13	13	13	13	13	13	13

SWAPMEETS

COMBINED MAJOR & MINOR EVENTS

Revenue	\$959,063	\$586,280	\$109,617	\$608,580	\$1,001,486	\$691,367	\$405,193	\$565,322	\$762,195	\$672,357
- Regular	499,460		1,708,666		1,026,563					171,094
- Extraordinary	494,000	315,929	995,166	297,493	636,662	282,038	152,688	258,265	427,258	342,401
Expense										
GROSS PROFIT	\$964,523	\$270,351	\$823,117	\$311,087	\$1,391,387	\$409,329	\$252,505	\$307,057	\$334,937	\$501,050
Percentage	66.13%	46.11%	45.27%	51.12%	68.61%	59.21%	62.32%	54.32%	43.94%	59.40%
Number of Events	4	4	15	6	8	4	3	5	5	5

(Super Bowl)

(Olympics)

(Pasadena (Super Bowl)
Centennial)

(Rose Bowl
Anniversary)

Average

APPENDIX I

Page 1 of 3

**CITY OF PASADENA
Rose Bowl Fund**

Program Comparison by Year for the Years Ended June 30, 1983 to 1991

	1983	1984	1985	1986	1987	1988	1989	1990	1991	Average 1986-1991
--	------	------	------	------	------	------	------	------	------	----------------------

NEW YEARS DAY TOURNAMENT OF ROSES

Revenue	\$269,587	\$1,391,755	\$1,712,952	\$1,219,108	\$1,184,077	\$1,208,021	\$958,955	\$1,129,787	\$1,133,036	\$1,138,831
Expense	163,000	181,275	696,929	822,237	797,319	782,596	938,488	942,720	839,192	853,759
GROSS PROFIT	\$106,587	\$1,210,480	\$1,016,023	\$396,871	\$386,758	\$425,425	\$20,467	\$187,067	\$293,844	\$285,072
Percentage	39.54%	86.98%	59.31%	32.55%	32.66%	35.22%	2.13%	16.56%	25.93%	25.03%

UCLA GAMES

Revenue	\$492,364	\$402,164	\$723,181	\$380,740	\$829,178	\$760,030	\$1,223,861	\$1,049,310	\$1,000,675	\$873,966
Expense	299,000	292,000	476,000	249,361	433,900	490,413	690,773	676,482	683,353	537,380
GROSS PROFIT	\$193,364	\$110,164	\$247,181	\$131,379	\$395,278	\$269,617	\$533,088	\$372,828	\$317,322	\$336,586
Percentage	39.27%	27.39%	34.18%	34.51%	47.67%	35.47%	43.56%	35.53%	31.71%	38.51%
Number of Game	6	4	7	4	6	7	6	6	5	6
	(Super Bowl)		(Olympics)	(Pasadena Centennial)	(Super Bowl)		(Rose Bowl Anniversary)			Average

CITY OF PASADENA

Rose Bowl Fund

Program Comparison by Year for the Years Ended June 30, 1983 to 1991

	1983	1984	1985	1986	1987	1988	1989	1990	1991	Average 1986-1991
<u>INDEPENDENCE DAY - July 4</u>										
Revenue	\$82,803	\$85,365	\$84,880	\$148,236	\$70,387	\$127,361	\$112,483	\$187,292	\$149,443	\$132,534
Expense	67,000	52,000	105,000	90,751	63,280	94,340	89,503	109,026	98,988	90,981
GROSS PROFIT	\$15,803	\$33,365	(\$20,120)	\$57,485	\$7,107	\$33,021	\$22,980	\$78,266	\$50,455	\$41,553
Percentage	19.09%	39.09%	-23.70%	38.78%	10.10%	25.93%	20.43%	41.79%	33.76%	31.35%

TOTAL ROSE BOWL ACTIVITY

Revenue	\$2,363,763	\$3,130,957	\$3,254,942	\$2,943,157	\$3,684,616	\$3,439,486	\$3,370,863	\$3,663,814	\$3,850,292	\$3,492,038
- Regular	499,460	0	1,708,666	0	1,026,563	0	0	0	0	171,095
- Extraordinary										
Total Revenue	2,863,223	3,130,957	4,963,608	2,943,157	4,711,179	3,439,486	3,370,863	3,663,814	3,850,292	3,663,133
Total Expense	1,101,000	917,204	2,339,095	1,514,272	1,979,794	1,705,893	1,927,766	2,047,789	2,121,295	1,862,802
GROSS PROFIT	\$1,762,223	\$2,213,753	\$2,624,513	\$1,428,885	\$2,731,385	\$1,733,593	\$1,443,097	\$1,616,025	\$1,728,997	\$1,780,331
Percentage	61.55%	70.71%	52.88%	48.55%	57.98%	50.40%	42.81%	44.11%	44.91%	48.60%
Number of Events	27	25	38	26	29	26	24	26	25	26
(Super Bowl)										
(Olympics)										
(Pasadena (Super Bowl) Centennial)										
(Rose Bowl Anniversary)										
Average										

APPENDIX I

Page 3 of 3

CITY OF PASADENA APPENDIX II
 Rose Bowl Fund Page 1 of 20

PROJECT EXPENSE AND REVENUE ANNUAL TOTALS

ALL EVENTS

DESCRIPTION	1986	1987	1988	1989	1990	1991
EXPENSES						
REGULAR PAY - PERS	79,197	126,115	88,462	112,077	105,571	107,906
REGULAR PAY - FPRS	1,159	4,068	5,326	8,084	5,779	424
REGULAR PAY - SPERS	413	826	5,767	6,710	9,867	2,668
REG PAY - SPERS - SECOND TIER	45	3,787	4,893	5,122	5,881	0
OVERTIME PAY	380,047	527,075	485,852	527,993	583,427	575,318
OVERTIME SUBJECT TO PERS	18,675	9,765	4,500	5,483	1,010	3,178
POSITION COVERAGE	1,443	3,191	2,784	1,582	3,710	9,673
HOLIDAY SCHEDULE PAY - FPRS	0	0	0	1,727	520	96
HOLIDAY SCHEDULE PAY - SPERS	0	0	0	7,192	0	0
NON BENEFIT EMPLOYEES	34,794	66,813	13,448	23,376	15,293	15,131
AUTO ALLOWANCE	460	600	600	960	960	960
WORKER'S COMPENSATION	0	0	0	0	0	746
APPLIED % FOR WC & DISABILITY	0	0	11,199	15,130	8,819	9,227
APPLIED PERCENT FOR BENEFITS	65,962	100,727	64,123	81,574	68,628	60,047
TOTAL PERSONNEL	582,195	842,967	686,954	797,010	809,465	785,374
	1986	1987	1988	1989	1990	1991

CITY OF PASADENA APPENDIX II

Rose Bowl Fund

PROJECT EXPENSE AND REVENUE ANNUAL TOTALS

ALL EVENTS

DESCRIPTION	1986	1987	1988	1989	1990	1991
MATERIALS AND SUPPLIES	80,645	105,477	54,502	42,798	60,213	94,262
TOOL ROOM OPERATION EXPENSE	0	0	8,104	0	0	0
OUTSIDE PRINTING & DUPLICATION	0	0	38	0	40	58
LEGAL ADVERTISING	2,951	141,146	0	0	0	0
OTHER CONTRACT SERVICES	823,546	929,399	882,701	1,056,334	1,123,545	1,141,824
CONSULTANT SERVICES	1,830	0	0	0	3,220	23,622
CONTRACT MAINTENANCE	0	9,228	0	0	0	0
MILEAGE	0	0	156	0	0	0
CONFERENCES & MEETINGS - CITY	749	361	405	247	214	3,201
GSA - POOL VEHICLE RENTAL	0	0	0	0	0	468
GSA - PRINTING	0	0	0	0	41	4,761
GSA - BUS OPS - PRINTING	0	0	0	0	11,351	0
GSA - RADIO & DATA COMM	0	0	0	0	0	(35)
GSA - BUS OPS - LOCK SHOP	0	0	0	0	464	0
GSA - BUS OPS - TENANT IMPROVEME	0	0	0	0	34,194	0
GSA - TENANT IMPROVEMENTS	0	0	0	0	0	53,388
GAS	0	0	1,671	0	0	0
TELEPHONE	1,091	0	0	32	0	0
REFUSE COLLECTION	0	0	0	15,290	2,632	8,860
POSTAGE	14	353	64	1,089	76	650
INSURANCE	0	0	0	0	0	3,374
RETIREMENT - FPRS	0	0	0	68	0	0
MATERIAL	52	0	0	0	0	0
BAD DEBT EXPENSE	18,286	579	0	0	0	0
TOTAL SERVICES AND SUPPLIES	929,164	1,186,543	947,641	1,115,858	1,235,990	1,334,433

1986

1987

1988

1989

1990

1991

APPENDIX II

Page 2 of 20

CITY OF PASADENA
Rose Bowl Fund

APPENDIX II

Page 3 of 20

PROJECT EXPENSE AND REVENUE ANNUAL TOTALS

ALL EVENTS

DESCRIPTION	1986	1987	1988	1989	1990	1991
GSA PURCHASING	46	93	42	78	0	0
GSA STRUCTURAL MAINTENANCE	1,191	974	396	860	1,403	1,493
GSA PRINTING	612	5,459	6,765	7,780	(41)	0
GSA MAIL SERVICES	5	144	0	3	0	0
GSA TELEPHONES	0	0	150	240	0	0
GSA CORRESPONDENCE SERVICE CT	233	38	0	0	0	0
GSA COMMUNICATION SERVICES	0	130	239	0	0	0
GSA EQUIPMENT RENTAL	823	1,052	650	937	972	0
TOTAL GSA CHARGES	2,910	7,890	8,242	9,898	2,334	1,493
TOTAL CAPITAL OUTLAY - EQUIPMENT	0	2,583	0	0	0	0
OTHER CLAIMS	0	0	0	5,000	(5,000)	0
TOTAL EXPENDITURES	1,514,269	2,039,983	1,642,837	1,927,766	2,042,789	2,121,300
REVENUE						
NW YRS DAY GRANDSTAND SEAT TAX	(84,474)	(184,017)	(236,314)	(215,295)	(198,848)	(205,005)
MISC LICENSES & PERMITS	0	(488)	0	0	0	0
NEW YRS DAY LICENSES	(37,680)	(41,467)	(40,382)	(18,110)	(18,140)	(18,566)
NEW YRS DAY GRANDSTAND PERMITS	(35,319)	(32,506)	(39,493)	(40,400)	(41,563)	(44,799)
TOTAL LICENSES AND PERMITS	(72,999)	(74,461)	(79,875)	(58,510)	(59,703)	(63,365)
	1986	1987	1988	1989	1990	1991

CITY OF PASADENA APPENDIX II
 Rose Bowl Fund Page 4 of 20

PROJECT EXPENSE AND REVENUE ANNUAL TOTALS

ALL EVENTS

DESCRIPTION	1986	1987	1988	1989	1990	1991
NEW YEARS DAY - OTHER	(80,623)	(37,622)	(23,413)	0	0	0
OTHER CONTRIBUTIONS - PRIVATE	(5,020)	(50,004)	0	0	0	0
TRANSFERS FROM GENERAL FUND	0	0	0	0	0	(3,222)
CONCESSIONS	(416,501)	(1,189,311)	(617,335)	(609,802)	(601,253)	(592,829)
ROSE BOWL RENTAL FEE	(780,082)	(1,258,647)	(936,808)	(1,083,279)	(1,096,551)	(1,361,193)
TOTAL OPERATING REVENUE	(1,196,583)	(2,447,958)	(1,554,143)	(1,693,081)	(1,697,804)	(1,954,022)
MISCELLANEOUS NON-OPERATING	(73,840)	(10,649)	(15)	0	(8,250)	0
ADMISSIONS TAX	(147,505)	(203,720)	(211,746)	(176,226)	(197,488)	(201,945)
RECOVERY OF BILLABLE COSTS	(1,235,376)	(1,383,811)	(1,187,106)	(955,092)	(1,248,443)	(1,198,573)
ADVERTISING INCOME	0	(170,400)	(29,419)	(95,958)	(28,000)	(71,200)
R.V. OVERNIGHT PARKING	(24,320)	(31,615)	(20,610)	(23,552)	(23,525)	(26,164)
PARKING REVENUES	(9,540)	(117,189)	(104,430)	(112,111)	(146,247)	(97,592)
AREA K PARKING REVENUES	0	0	(32,798)	(41,028)	(17,004)	(32,432)
TOTAL NON-OPERATING REVENUE	(1,490,581)	(1,917,384)	(1,586,124)	(1,403,967)	(1,668,957)	(1,627,906)
TOTAL REVENUE	(2,930,280)	(4,711,446)	(3,479,869)	(3,370,853)	(3,625,312)	(3,853,520)
TOTAL PROJECT	(1,416,011)	(2,671,463)	(1,837,032)	(1,443,087)	(1,582,523)	(1,732,220)
	1986	1987	1988	1989	1990	1991

CITY OF PASADENA APPENDIX II
 Rose Bowl Fund Page 5 of 20

PROJECT EXPENSE AND REVENUE ANNUAL TOTALS

NEW YEARS DAY EVENTS

DESCRIPTION	1986	1987	1988	1989	1990	1991
EXPENSES						
REGULAR PAY - PERS	61,316	68,785	61,459	77,791	82,244	76,879
REGULAR PAY - FPRS	526	4,068	5,326	8,084	5,779	424
REGULAR PAY - SPERS	413	826	5,767	6,710	9,867	2,668
REG PAY - SPERS - SECOND TIER	45	3,787	4,893	5,122	5,881	0
OVERTIME PAY	132,081	125,434	172,922	195,874	218,977	186,718
OVERTIME SUBJECT TO PERS	14,504	5,130	4,365	5,483	1,010	3,254
POSITION COVERAGE	1,443	3,191	2,711	1,582	2,613	4,900
HOLIDAY SCHEDULE PAY - FPRS	0	0	0	1,727	520	96
HOLIDAY SCHEDULE PAY - SPERS	0	0	0	7,192	0	0
NON BENEFIT EMPLOYEES	19,779	19,499	7,124	16,340	9,518	9,026
AUTO ALLOWANCE	460	600	600	960	960	960
APPLIED % FOR WC & DISABILITY	0	0	8,954	11,614	7,129	6,229
APPLIED PERCENT FOR BENEFITS	51,704	58,890	48,070	64,193	56,379	43,345
TOTAL PERSONNEL	282,271	290,210	322,191	402,672	400,877	334,499
	1986	1987	1988	1989	1990	1991

CITY OF PASADENA APPENDIX II

Rose Bowl Fund Page 6 of 20

PROJECT EXPENSE AND REVENUE ANNUAL TOTALS

NEW YEARS DAY EVENTS

DESCRIPTION	1986	1987	1988	1989	1990	1991
MATERIALS AND SUPPLIES	20,579	26,449	12,786	7,806	13,110	22,648
TOOL ROOM OPERATION EXPENSE	0	0	8,104	0	0	0
OUTSIDE PRINTING & DUPLICATION	0	0	38	0	0	58
OTHER CONTRACT SERVICES	515,473	475,929	432,395	513,273	509,134	464,318
CONSULTANT SERVICES	1,830	0	0	0	0	352
MILEAGE	0	0	156	0	0	0
CONFERENCES & MEETINGS - CITY	204	120	127	139	0	340
GSA - POOL VEHICLE RENTAL	0	0	0	0	0	468
GSA - PRINTING	0	0	0	0	41	3,688
GSA - BUS OPS - PRINTING	0	0	0	0	8,456	0
GSA - BUS OPS - LOCK SHOP	0	0	0	0	183	0
GSA - BUS OPS - TENANT IMPROVEME	0	0	0	0	7,772	0
GSA - TENANT IMPROVEMENTS	0	0	0	0	0	8,302
GAS	0	0	106	0	0	0
TELEPHONE	432	0	0	32	0	0
REFUSE COLLECTION	0	0	0	5,086	1,568	0
POSTAGE	0	0	64	697	76	87
INSURANCE	0	0	0	0	0	3,374
MATERIAL	52	0	0	0	0	0
TOTAL SERVICES AND SUPPLIES	538,570	502,498	453,776	527,033	540,340	503,635
	1986	1987	1988	1989	1990	1991

CITY OF PASADENA APPENDIX II

Rose Bowl Fund Page 7 of 20

PROJECT EXPENSE AND REVENUE ANNUAL TOTALS

NEW YEARS DAY EVENTS

DESCRIPTION	1986	1987	1988	1989	1990	1991
GSA PURCHASING	46	93	42	78	0	0
GSA STRUCTURAL MAINTENANCE	680	93	0	47	572	1,058
GSA PRINTING	563	3,335	5,304	7,478	(41)	0
GSA MAIL SERVICES	0	0	0	3	0	0
GSA TELEPHONES	0	0	150	240	0	0
GSA CORRESPONDENCE SERVICE CT	107	38	0	0	0	0
GSA COMMUNICATION SERVICES	0	0	98	0	0	0
GSA EQUIPMENT RENTAL	0	1,052	650	937	972	0
TOTAL GSA CHARGES	1,396	4,611	6,244	8,783	1,503	1,058
TOTAL EXPENDITURES	822,237	797,319	782,211	938,488	942,720	839,192
REVENUE						
NW YRS DAY GRANDSTAND SEAT TAX	(84,474)	(184,017)	(236,314)	(215,295)	(198,848)	(205,005)
NEW YEARS DAY LICENSES	(37,680)	(41,467)	(40,382)	(18,110)	(18,140)	(18,566)
NEW YRS DAY GRANDSTAND PERMITS	(35,319)	(32,506)	(39,493)	(40,400)	(41,563)	(44,799)
TOTAL LICENSES AND PERMITS	(72,999)	(73,973)	(79,875)	(58,510)	(59,703)	(63,365)
	1986	1987	1988	1989	1990	1991

CITY OF PASADENA

APPENDIX II

Page 8 of 20

Rose Bowl Fund

PROJECT EXPENSE AND REVENUE ANNUAL TOTALS

NEW YEARS DAY EVENTS

DESCRIPTION	1986	1987	1988	1989	1990	1991
NEW YEARS DAY - OTHER	(80,623)	(37,622)	(23,413)	0	0	0
OTHER CONTRIBUTIONS - PRIVATE	0	(4)	0	0	0	0
TRANSFERS FROM GENERAL FUND	0	0	0	0	0	(3,222)
CONCESSIONS	(79,468)	(130,032)	(131,436)	(106,863)	(97,812)	(133,758)
ROSE BOWL RENTAL FEE	(6,600)	0	(6,750)	(3,000)	0	0
TOTAL OPERATING REVENUE	(86,068)	(130,032)	(138,186)	(109,863)	(97,812)	(133,758)
MISCELLANEOUS NON-OPERATING	0	0	(15)	0	(8,250)	0
ADMISSIONS TAX	(70,048)	(72,987)	(75,697)	(78,371)	(77,713)	(78,234)
RECOVERY OF BILLABLE COSTS	(801,766)	(663,026)	(657,576)	(457,073)	(664,676)	(612,538)
R.V. OVERNIGHT PARKING	(23,130)	(18,595)	(20,610)	(22,785)	(22,785)	(25,560)
PARKING REVENUES	0	(3,821)	0	0	0	0
AREA K PARKING REVENUES	0	0	(16,718)	(17,058)	0	(14,576)
TOTAL NON-OPERATING REVENUE	(894,944)	(758,429)	(770,616)	(575,287)	(773,424)	(730,908)
TOTAL REVENUE	(1,219,108)	(1,184,077)	(1,248,404)	(958,955)	(1,129,787)	(1,136,258)
TOTAL PROJECT	(396,871)	(386,758)	(466,193)	(20,467)	(187,067)	(297,066)

APPENDIX II

Page 8 of 20

CITY OF PASADENA

APPENDIX II

Rose Bowl Fund

PROJECT EXPENSES AND REVENUE ANNUAL TOTALS

UCLA GAMES

DESCRIPTION	1986	1987	1988	1989	1990	1991
EXPENSES						
REGULAR PAY - PERS	7,276	15,311	12,992	20,406	12,603	14,334
REGULAR PAY - FPRS	416	0	0	0	0	0
OVERTIME PAY	94,690	140,809	156,110	217,225	210,809	216,686
OVERTIME SUBJECT TO PERS	0	0	0	0	0	(76)
POSITION COVERAGE	0	0	0	0	0	2,012
NON BENEFIT EMPLOYEES	5,146	5,977	3,463	4,988	3,181	3,100
APPLIED % FOR WC & DISABILITY	0	0	1,613	1,717	938	1,285
APPLIED PERCENT FOR BENEFITS	4,846	10,382	7,216	10,704	6,652	7,563
TOTAL PERSONNEL	112,374	172,479	181,394	255,040	234,183	244,904
MATERIALS AND SUPPLIES	10,846	22,725	26,866	16,349	37,002	30,447
OTHER CONTRACT SERVICES	125,788	236,776	281,422	409,995	380,868	365,764
CONSULTANT SERVICES	0	0	0	0	0	3,936
CONFERENCES & MEETINGS - CITY	180	31	99	93	0	67
GSA - PRINTING						806
GSA - BUS OPS - PRINTING	0	0	0	0	1,422	0
GSA - BUS OPS - LOCK SHOP	0	0	0	0	281	0
GSA - BUS OPS - TENANT IMPROVEME	0	0	0	0	22,726	0
GSA - TENANT IMPROVEMENTS	0	0	0	8,752	0	29,439
REFUSE COLLECTION	0	252	0	84	0	7,225
POSTAGE						0
TOTAL SERVICES AND SUPPLIES	136,814	259,784	308,387	435,273	442,299	437,684
	1986	1987	1988	1989	1990	1991

APPENDIX II

Page 9 of 20

PROJECT EXPENSES AND REVENUE ANNUAL TOTALS

UCLA GAMES

DESCRIPTION	1986	1987	1988	1989	1990	1991
GSA STRUCTURAL MAINTENANCE	173	341	283	360	0	765
GSA PRINTING	0	1,058	349	100	0	0
GSA MAIL SERVICES	0	108	0	0	0	0
GSA COMMUNICATION SERVICES	0	130	0	0	0	0
TOTAL GSA CHARGES	173	1,637	632	460	0	765
TOTAL EXPENDITURES	249,361	433,900	490,413	690,773	676,482	683,353
	1986	1987	1988	1989	1990	1991

CITY OF PASADENA
 Rose Bowl Fund

APPENDIX II

Page 11 of 20

PROJECT EXPENSES AND REVENUE ANNUAL TOTALS

UCLA GAMES

DESCRIPTION	1986	1987	1988	1989	1990	1991
REVENUE						
CONCESSIONS	(101,312)	(202,753)	(204,428)	(286,488)	(217,695)	(165,651)
ROSE BOWL RENTAL FEE	(184,423)	(409,246)	(323,773)	(560,820)	(467,967)	(515,127)
TOTAL OPERATING REVENUE	(285,735)	(611,999)	(528,201)	(847,308)	(685,662)	(680,778)
RECOVERY OF BILLABLE COSTS	(88,465)	(207,291)	(209,515)	(295,528)	(281,946)	(285,241)
PARKING REVENUES	(6,540)	(9,888)	(22,314)	(66,843)	(81,702)	(34,656)
AREA K PARKING REVENUES	0	0	0	(14,182)	0	0
TOTAL NON-OPERATING REVENUE	(95,005)	(217,179)	(231,829)	(376,553)	(363,648)	(319,897)
TOTAL REVENUE	(380,740)	(829,178)	(760,030)	(1,223,861)	(1,049,310)	(1,000,675)
TOTAL PROJECT	(131,379)	(395,278)	(269,617)	(533,088)	(372,828)	(317,322)

CITY OF PASADENA

APPENDIX II

Rose Bowl Fund

Page 12 of 20

PROJECT EXPENSE AND REVENUE ANNUAL TOTALS

MAJOR AND MINOR SPECIAL EVENTS

DESCRIPTION	1986		1987		1988		1989		1990		1991	
	Super	Bowl	Super	Bowl	Super	Bowl	Super	Bowl	Super	Bowl	Super	Bowl
EXPENSES												
REGULAR PAY - PERS	7,912	25,211	14,937	9,802	7,516	6,290	13,827	0	6,290	0	13,827	0
REGULAR PAY - FPRS	217	0	0	0	0	0	0	0	0	0	0	0
OVERTIME PAY	91,209	76,163	133,574	93,405	51,842	79,563	96,114	0	79,563	0	96,114	0
OVERTIME SUBJECT TO PERS	255	515	2,060	0	0	0	0	0	0	0	0	0
POSITION COVERAGE	0	0	0	73	0	1,097	1,993	0	1,097	0	1,993	0
NON BENEFIT EMPLOYEES	7,022	34,011	6,423	1,463	885	1,732	2,312	0	1,732	0	2,312	0
WORKER'S COMPENSATION	0	0	0	0	0	0	746	0	0	0	746	0
APPLIED % FOR WC & DISABILITY	0	0	0	1,074	667	496	1,464	0	496	0	1,464	0
APPLIED PERCENT FOR BENEFITS	5,438	17,190	11,557	5,461	3,913	3,278	7,616	0	3,278	0	7,616	0
TOTAL PERSONNEL	112,053	153,090	168,551	111,278	64,823	92,456	124,072	0	92,456	0	124,072	0
	1986	1987	1988	1989	1990	1991						
	Super	Super	Super	Super	Super	Super						
	Bowl	Bowl	Bowl	Bowl	Bowl	Bowl						

APPENDIX II

Page 12 of 20

MAJOR AND MINOR SPECIAL EVENTS

DESCRIPTION	1986	1987	Super		1988	1989	1990	1991
			Bowl	Bowl				
MATERIALS AND SUPPLIES	42,020	6,475	46,242	0	8,206	16,546	9,716	34,766
LEGAL ADVERTISING	0	0	141,146	0	0	0	0	0
OTHER CONTRACT SERVICES	123,660	155,378	11,993	97,458	69,172	148,755	2,443	231,219
CONSULTANT SERVICES	0	0	0	0	0	0	0	19,334
CONTRACT MAINTENANCE	0	9,228	0	0	0	0	0	0
CONFERENCES & MEETINGS - CITY	349	105	33	179	15	19	19	2,794
GSA - PRINTING	0	0	0	0	0	0	0	156
GSA - BUS OPS - PRINTING	0	0	0	0	0	0	382	0
GSA - RADIO & DATA COMM	0	0	0	0	0	0	0	(35)
GSA - BUS OPS - TENANT IMPROVEME	0	0	0	0	0	0	3,696	0
GSA - TENANT IMPROVEMENTS	0	0	0	0	0	0	0	14,859
GAS	0	0	0	1,565	0	0	0	0
TELEPHONE	659	0	0	0	0	0	0	0
REFUSE COLLECTION	0	0	0	0	0	1,169	0	0
POSTAGE	14	42	17	0	0	308	0	563
BAD DEBT EXPENSE	18,286	579	0	0	0	0	0	0
TOTAL SERVICES AND SUPPLIES	184,988	171,807	199,431	107,408	87,210	165,011	303,656	1991
	1986	1987	Super	1988	1989	1990	1991	
			Bowl					

PROJECT EXPENSE AND REVENUE ANNUAL TOTALS

MAJOR AND MINOR SPECIAL EVENTS

DESCRIPTION	1986	1987	Super		1988	1989	1990	1991
			Bowl					
GSA STRUCTURAL MAINTENANCE	318	262	278	88	453	798	(465)	0
GSA PRINTING	0	150	681	452	202	0	0	0
GSA MAIL SERVICES	5	18	0	0	0	0	0	0
GSA CORRESPONDENCE SERVICE CT	126	0	0	0	0	0	0	0
GSA COMMUNICATION SERVICES	0	0	0	141	0	0	0	0
TOTAL GSA CHARGES	449	430	959	681	655	798	(465)	0
TOTAL CAPITAL OUTLAY - EQUIPMENT	0	0	2,583	0	0	0	0	0
TOTAL EXPENDITURES	297,490	340,788	356,063	219,367	152,688	258,265	427,263	
REVENUE								
MISC LICENSES & PERMITS	0	0	(488)	0	0	0	0	0
TOTAL LICENSES AND PERMITS	0	0	(488)	0	0	0	0	0
	1986	1987	Super	1988	1989	1990	1991	
			Bowl					

MAJOR AND MINOR SPECIAL EVENTS

DESCRIPTION	1986	1987	Super		1988	1989	1990	1991
			Bowl					
OTHER CONTRIBUTIONS - PRIVATE	0	0	(50,000)	0	0	0	0	0
CONCESSIONS	(125,948)	(226,270)	(526,091)	(146,018)	(81,444)	(130,616)	(123,208)	
ROSE BOWL RENTAL FEE	(146,989)	(159,960)	(295,443)	(180,536)	(58,804)	(82,788)	(290,502)	
TOTAL OPERATING REVENUE	(272,937)	(386,230)	(821,534)	(326,554)	(140,248)	(213,404)	(413,710)	
MISCELLANEOUS NON-OPERATING	0	(10,649)	0	0	0	0	0	0
ADMISSIONS TAX	(38,709)	(83,527)	(3,571)	(61,421)	(24,003)	(19,092)	(33,446)	
RECOVERY OF BILLABLE COSTS	(279,867)	(319,654)	(136,150)	(183,419)	(106,885)	(200,884)	(178,619)	
ADVERTISING INCOME	0	(170,400)	0	(29,419)	(95,958)	(28,000)	(71,200)	
R.V. OVERNIGHT PARKING	(1,190)	0	(13,020)	0	(767)	(740)	(604)	
PARKING REVENUES	(3,000)	(34,180)	(69,300)	(74,474)	(27,534)	(50,798)	(50,832)	
AREA K PARKING REVENUES	0	0	0	(16,080)	(9,788)	(13,902)	(13,790)	
TOTAL NON-OPERATING REVENUE	(322,766)	(618,410)	(222,041)	(364,813)	(264,935)	(313,416)	(348,491)	
TOTAL REVENUE	(595,703)	(1,004,640)	(1,094,063)	(691,367)	(405,183)	(526,820)	0	
TOTAL PROJECT	(298,213)	(663,852)	(738,000)	(472,000)	(252,495)	(268,555)	(762,201)	
	1986	1987	Super	1988	1989	1990	1991	
			Bowl					

CITY OF PASADENA

APPENDIX II

Rose Bowl Fund

PROJECT EXPENSE AND REVENUE ANNUAL TOTALS

SWAP MEETS

DESCRIPTION	1986	1987	1988	1989	1990	1991
EXPENSES						
REGULAR PAY - PERS	209	683	1,608	2,789	699	1,269
OVERTIME PAY	41,186	31,190	37,158	37,762	43,221	46,175
OVERTIME SUBJECT TO PERS	171	0	0	0	0	0
NON BENEFIT EMPLOYEES	463	514	381	689	452	416
APPLIED % FOR WC & DISABILITY	0	0	152	112	60	111
APPLIED PERCENT FOR BENEFITS	251	472	904	1,456	367	679
TOTAL PERSONNEL	42,280	32,859	40,203	42,808	44,799	48,650
MATERIALS AND SUPPLIES	0	0	1,487	335	0	1,914
OTHER CONTRACT SERVICES	12,130	15,714	14,791	12,820	16,322	20,170
REFUSE COLLECTION	0	0	0	283	175	1,635
POSTAGE	0	42	0	0	0	0
RETIREMENT - FPRS	0	0	0	68	0	0
TOTAL SERVICES AND SUPPLIES	12,130	15,756	16,278	13,506	16,497	23,719
GSA STRUCTURAL MAINTENANCE	20	0	25	0	0	135
GSA MAIL SERVICES	0	18	0	0	0	0
TOTAL GSA CHARGES	20	18	25	0	0	135
TOTAL EXPENDITURES	54,430	48,633	56,506	56,314	61,296	72,504
	1986	1987	1988	1989	1990	1991

APPENDIX II

Page 16 of 20

CITY OF PASADENA

APPENDIX II

Rose Bowl Fund

Page 17 of 20

PROJECT EXPENSE AND REVENUE ANNUAL TOTALS

SWAP MEETS

DESCRIPTION	1986	1987	1988	1989	1990	1991
REVENUE						
CONCESSIONS	(93,852)	(104,165)	(108,817)	(114,928)	(128,612)	(132,018)
ROSE BOWL RENTAL FEE	(388,615)	(393,998)	(398,296)	(437,290)	(479,964)	(524,124)
TOTAL OPERATING REVENUE	(482,467)	(498,163)	(507,113)	(552,218)	(608,576)	(656,142)
ADMISSIONS TAX	(38,748)	(43,635)	(47,945)	(53,154)	(58,045)	(66,143)
RECOVERY OF BILLABLE COSTS	(65,278)	(57,690)	(97,649)	(64,999)	(65,482)	(82,658)
TOTAL NON-OPERATING REVENUE	(104,026)	(101,325)	(145,594)	(118,153)	(123,527)	(148,801)
TOTAL REVENUE	(586,493)	(599,488)	(652,707)	(670,371)	(732,103)	(804,943)
TOTAL PROJECT	(532,063)	(550,855)	(596,201)	(614,057)	(670,807)	(732,439)

APPENDIX II

Page 17 of 20

INDEPENDENCE DAY - JULY 4

DESCRIPTION	7/4/85 1986	7/4/86 1987	7/4/87 1988	7/4/88 1989	7/4/89 1990	7/4/90 1991
EXPENSES						
REGULAR PAY - PERS	2,484	1,188	2,601	3,575	3,735	1,597
OVERTIME PAY	20,881	19,905	26,257	25,290	30,857	29,625
OVERTIME SUBJECT TO PERS	3,745	2,060	135	0	0	0
POSITION COVERAGE	0	0	0	0	0	768
NON BENEFIT EMPLOYEES	2,384	389	1,017	474	410	277
APPLIED % FOR WC & DISABILITY	0	0	(594)	1,020	196	138
APPLIED PERCENT FOR BENEFITS	3,723	2,236	2,472	1,308	1,952	844
TOTAL PERSONNEL	33,217	25,778	31,888	31,667	37,150	33,249
MATERIALS AND SUPPLIES	7,200	3,586	5,157	1,762	385	4,487
OUTSIDE PRINTING & DUPLICATION	0	0	0	0	40	0
LEGAL ADVERTISING	2,951	0	0	0	0	0
OTHER CONTRACT SERVICES	46,495	33,609	56,635	51,074	68,466	60,353
CONSULTANT SERVICES	0	0	0	0	777	0
CONFERENCES & MEETINGS - CITY	16	72	0	0	195	0
GSA - PRINTING	0	0	0	0	0	111
GSA - BUS OPS - PRINTING	0	0	0	0	1,091	0
GSA - TENANT IMPROVEMENTS	0	0	0	0	0	788
REFUSE COLLECTION	0	0	0	0	889	0
TOTAL SERVICES AND SUPPLIES	56,662	37,267	61,792	52,836	71,843	65,739
	1986	1987	1988	1989	1990	1991

CITY OF PASADENA

APPENDIX II

Page 19 of 20

Rose Bowl Fund

PROJECT EXPENSES AND REVENUE ANNUAL TOTALS

INDEPENDENCE DAY - JULY 4

DESCRIPTION	7/4/85 1986	7/4/86 1987	7/4/87 1988	7/4/88 1989	7/4/89 1990	7/4/90 1991
GSA STRUCTURAL MAINTENANCE	0	0	0	0	33	0
GSA PRINTING	49	235	660	0	0	0
GSA EQUIPMENT RENTAL	823	0	0	0	0	0
TOTAL GSA CHARGES	872	235	660	0	33	0
OTHER CLAIMS	0	0	0	5,000	(5,000)	0
TOTAL EXPENDITURES	90,751	63,280	94,340	89,503	104,026	98,988
	1986	1987	1988	1989	1990	1991

APPENDIX II

Page 19 of 20

APPENDIX II

Page 20 of 20

CITY OF PASADENA

Rose Bowl Fund
PROJECT EXPENSES AND REVENUE ANNUAL TOTALS

INDEPENDENCE DAY - JULY 4

DESCRIPTION	7/4/85 1986	7/4/86 1987	7/4/87 1988	7/4/88 1989	7/4/89 1990	7/4/90 1991
REVENUE	(5,020)	0	0	0	0	0
OTHER CONTRIBUTIONS - PRIVATE	(15,921)	(18,498)	(26,636)	(20,079)	(26,518)	(38,194)
CONCESSIONS	(53,455)	(4,845)	(27,453)	(23,365)	(65,832)	(31,440)
ROSE BOWL RENTAL FEE	(69,376)	(23,343)	(54,089)	(43,444)	(92,350)	(69,634)
TOTAL OPERATING REVENUE	(73,840)	0	0	0	0	0
MISCELLANEOUS NON-OPERATING	0	(17,844)	(26,683)	(20,698)	(42,638)	(24,122)
ADMISSIONS TAX	0	(29,200)	(38,947)	(30,607)	(35,455)	(39,517)
RECOVERY OF BILLABLE COSTS	0	0	(7,642)	(17,734)	(13,747)	(12,104)
PARKING REVENUES	0	0	0	0	(8,102)	(4,066)
AREA K PARKING REVENUES	(73,840)	(47,044)	(73,272)	(69,039)	(94,942)	(79,809)
TOTAL NON-OPERATING REVENUE	(148,236)	(78,387)	(127,361)	(112,483)	(187,292)	(149,443)
TOTAL REVENUE	(57,485)	(7,107)	(33,021)	(22,980)	(83,266)	(50,455)
TOTAL PROJECT	1986	1987	1988	1989	1990	1991

APPENDIX II

Page 20 of 20