

# Agenda Report

April 22, 2013

**TO:** Honorable Mayor and City Council  
**FROM:** Department of Public Works  
**SUBJECT: PUBLIC HEARING FY 2014 - 2018 RECOMMENDED CAPITAL IMPROVEMENT PROGRAM BUDGET**

## **RECOMMENDATION:**

It is recommended that the City Council:

1. Open the public hearing on the City Manager's Recommended FY 2014 - 2018 Capital Improvement Program (CIP) Budget;
2. Continue the public hearing to April 29, 2013 at 1:00 pm and thereafter at each subsequent regular meeting of the City Council until the City Council determines that the public hearing may close and then formally adopt the FY 2014 - 2018 CIP Budget; and
3. Refer the City Manager's Recommended FY 2014 - 2018 CIP Budget to the Finance Committee and direct the meeting be noticed as a joint meeting between the Finance Committee and the City Council.

## **BACKGROUND:**

The City of Pasadena Charter requires that the proposed FY 2014 - 2018 CIP Budget for the upcoming fiscal year be submitted to the City Council. As part of the process of adoption, the City Council is requested to formally open the public hearing on the recommended CIP Budget and continue the public hearing weekly until the recommendation to adopt the FY 2014 - 2018 CIP is presented by the Finance Committee to the City Council.

The CIP identifies funding for major capital improvements throughout the City. In addition, the following priorities are used when identifying and creating projects and recommending funding:

- The project is needed to address a particular safety issue;

- The project is necessary because existing maintenance efforts are no longer satisfactory and repair costs exceed replacement costs; and
- An existing facility or system is no longer adequate to meet the demand.

The FY 2014 CIP budget contains 224 active projects with a total estimated cost of \$918,308,226 and a total recommended appropriation of \$98,224,107 to 98 projects as detailed in Attachments A and B. In addition, a total of 19 new projects have been added. The table below summarizes this information and highlights total appropriations made through and including FY 2013.

Total Estimated Costs	Appropriated Through FY 2013	Recommended FY 2014
\$918,308,226	\$494,966,423	\$98,224,107

Copies of the Recommended FY 2014 - 2018 CIP have been placed in all the public libraries and in the City Clerk's Office. The CIP hearing with the Finance Committee will be held on April 29, 2013 from 1:00 p.m. to 5:00 p.m. Following the review by the Finance Committee, a final recommended CIP Budget is scheduled to be presented to the City Council for adoption on May 20, 2013 or thereafter.

**COUNCIL POLICY CONSIDERATION:**

All projects in the Recommended CIP address and further the City Council's six strategic plan goals to maintain fiscal responsibility and stability; improve, maintain and enhance public facilities and infrastructure; increase conservation and sustainability; improve mobility and accessibility throughout the City of Pasadena; support and promote the quality of life and the local economy; and ensure public safety. In addition, all projects have been found consistent with the General Plan.


**ENVIRONMENTAL ANALYSIS:**

As work for each project moves through the City's approval process, the appropriate environmental analysis will be conducted and brought to the City Council.

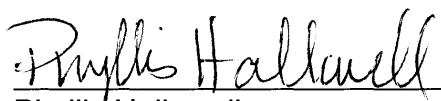
**FISCAL IMPACT:**

Recommended appropriations in the FY 2014 Capital Improvement Program total \$98,224,107. Details regarding the sources of funding are included in Attachment B.


Respectfully submitted,

  
\_\_\_\_\_  
SIOBHAN FOSTER  
Director of Public Works


Prepared by:

  
\_\_\_\_\_  
Phyllis Hallowell  
Management Analyst V

Concurred by:

  
\_\_\_\_\_  
ANDREW GREEN  
Director of Finance

Approved by:

  
\_\_\_\_\_  
MICHAEL J. BECK  
City Manager

Attachment A – FY 2014–2018 Recommended CIP – Totals by Category  
Attachment B – Recommended FY 2014–2018 CIP Appropriations

FY 2014 - 2018 Capital Improvement Program  
Totals by Category

Description	Total Estimated Costs	Appropriated Through FY 2013	Recommended FY 2014	Proposed FY 2015	Proposed FY 2016	Proposed FY 2017	Proposed FY 2018 and Beyond
Municipal Buildings and Facilities	22,469,607	6,269,607	1,500,000	900,000	0	0	13,800,000
Streets and Streetscapes	56,829,720	30,861,656	8,777,250	10,927,250	0	0	6,263,564
Street Lighting	9,140,560	5,366,360	175,000	25,000	0	0	3,574,200
Street Lighting and Electric Undergrounding	55,226,600	33,456,950	5,053,450	3,214,200	7,035,000	6,467,000	0
Transportation	52,778,354	19,780,301	4,239,497	7,344,342	4,438,714	95,000	16,880,500
Parking	18,214,500	163,366	614,500	0	0	0	17,436,634
Sewers and Storm Drains	15,274,720	9,546,622	2,940,000	1,840,000	250,000	0	698,098
Rose Bowl Improvements	195,515,000	167,140,000	10,100,000	15,540,000	0	0	2,735,000
Parks and Landscaping - Park Projects	35,872,856	11,933,823	8,860,000	0	0	0	15,079,033
Parks and Landscaping - Landscape Projects	3,120,000	675,000	645,000	300,000	0	0	1,500,000
Arroyo Projects - Hahamongna	8,631,863	5,378,853	838,410	0	0	0	2,414,600
Arroyo Projects - Central Arroyo	4,060,760	850,071	941,000	0	0	0	2,269,689
Arroyo Projects - Lower Arroyo	4,158,194	1,682,875	325,000	0	0	0	2,150,319
Pasadena Center Improvements	9,850,000	750,000	650,000	6,900,000	650,000	400,000	500,000
Water System	103,093,450	63,213,752	15,115,000	12,431,046	12,333,652	0	0
Electric System	303,895,773	129,154,918	36,075,000	79,969,605	58,696,250	0	0
Technology Projects	20,176,269	8,742,269	1,375,000	5,094,000	3,650,000	150,000	1,165,000
<b>Grand Total</b>	<b>918,308,226</b>	<b>494,966,423</b>	<b>98,224,107</b>	<b>144,485,443</b>	<b>87,053,616</b>	<b>7,112,000</b>	<b>86,466,637</b>

Totals by Category

Exhibit B

Recommended FY 2014 - 2018 Capital Improvement Program

	Total Estimated Cost	FY 2014 Recommended	Funding Detail
<b>Municipal Buildings and Facilities</b>			
1	5,368,107	900,000	900,000 Building Preventive Maintenance Fund
3	500,000	500,000	225,000 AQMD - MSRC Grant 275,000 Fleet Maintenance Fund
4	100,000	100,000	100,000 Fleet Maintenance Fund
<b>Municipal Buildings and Facilities Total Appropriations:</b>			<b>1,500,000</b>

**Streets and Streetscapes**

1	10,352,215	1,771,250	1,500,000 Gas Tax 271,250 Sewer Maintenance and Construction Fund
2	570,000	50,000	50,000 Gas Tax
3	1,000,000	200,000	177,950 Gas Tax 22,050 Sewer Maintenance and Construction Fund
5	17,456,165	6,200,000	5,311,800 Highway Bridge Program Funds 688,200 Gas Tax 200,000 Residential Impact Fee (Interest)
6	113,000	31,000	31,000 Gas Tax
13	250,000	250,000	250,000 Gas Tax
14	8,500,000	125,000	125,000 Gas Tax
15	4,100,000	150,000	150,000 Gas Tax
<b>Streets and Streetscapes Total Appropriations:</b>			<b>8,777,250</b>

**Street Lighting**

3	6,134,900	175,000	175,000 Gas Tax
<b>Street Lighting Total Appropriations:</b>			<b>175,000</b>

**Street Lighting and Electric Undergrounding**

1	3,500,000	1,500,000	1,500,000 Underground Surtax
2	11,379,000	587,900	587,900 Underground Surtax

Exhibit B

Recommended FY 2014 - 2018 Capital Improvement Program

	Total Estimated Cost	FY 2014 Recommended	Funding Detail
3	Alpine Street - Street Lighting and Electrical System Undergrounding, Marengo Avenue to El Molino Avenue (74801)	3,923,000	59,650 Underground Surtax
4	Mountain Street - Street Lighting and Electrical System Undergrounding, Lake Avenue to Hill Avenue (74909)	5,433,400	2,905,900 Underground Surtax
<b>Street Lighting and Electric Undergrounding Total Appropriations:</b>		<b>5,053,450</b>	

**Transportation**

1	Purchase of Fixed-Route Transit Vehicles	3,065,618	3,065,618	407,167 FTA 5316 Job Access and Reverse Commute Program Grant
11	Zero Emission Vehicle Charging Stations (75045)	780,914	259,795	1,940,669 MTA Grant - Federal Flexible CMAQ Funds
12	Detection of Bicycles at Intersections Controlled by Traffic Signals (75043)	2,494,505	271,169	717,782 Proposition A (Transit) - Future Capital Projects Reserve
14	Upgrade Traffic Signal Heads on One-Way Streets (75050)	150,000	25,000	259,795 MTA Grant - Federal Flexible CMAQ Funds
15	Neighborhood Traffic Management Program - FY 2011 - 2015 (75903)	750,000	150,000	54,235 TDA Article 3
19	Intelligent Transportation System (ITS) Equipment Upgrades/Replacement - FY 2011 - 2015 (75906)	250,000	50,000	216,934 MTA Grant - Federal Flexible CMAQ Funds
20	Mobility Corridor Improvements - FY 2011 - 2015 (75904)	240,000	50,000	25,000 Gas Tax
21	Federal and State Traffic Sign Compliance Program (75915)	150,000	25,000	150,000 Gas Tax
22	Implementation of a Citywide Transportation Performance Monitoring Network (75602)	3,034,915	29,915	50,000 Gas Tax
23	Old Pasadena Traffic Improvement - FY 2011 - 2015 (75905)	64,500	30,000	25,000 Gas Tax
25	Cordova Street Road Diet	2,712,000	223,000	29,915 Private Capital
27	Intelligent Transportation System (ITS) Master Plan Implementation Phase III	5,293,505	60,000	30,000 Parking Meter Revenue - Old Pasadena
				49,000 Gas Tax
				174,000 MTA Grant - State Transportation Improvement Program - TE
				12,000 Gas Tax
				48,000 MTA Grant - Proposition C
<b>Transportation Total Appropriations:</b>		<b>4,239,497</b>		

**Parking**

1	Delacey and Schoolhouse Garage Improvements FY 2014	553,500	553,500	553,500 Old Pasadena Parking Fund
2	Los Robles Parking Garage Improvements FY 2014	61,000	61,000	61,000 Paseo Colorado Parking Fund

Exhibit B

Recommended FY 2014 - 2018 Capital Improvement Program

	Total Estimated Cost	FY 2014 Recommended	Funding Detail
<b>Parking Total Appropriations:</b>		614,500	

**Sewers and Storm Drains**

1	Preventive Maintenance - Sewer System FY 2011 - 2015 (76901)	3,850,954	800,000	Sewer Maintenance and Construction Fund
2	Preventive Maintenance - Corrugated Metal Pipe (CMP) Storm Drains FY 2011 - 2015 (76902)	1,100,000	200,000	Sewer Maintenance and Construction Fund
3	Preventive Maintenance - Curbs and Gutters FY 2011 - 2015 (76903)	1,466,457	500,000	Sewer Maintenance and Construction Fund
4	Storm Drain Structure Repairs and Improvements FY 2011 - 2015 (76904)	450,000	90,000	Sewer Maintenance and Construction Fund
5	NPDES - Storm Water Pollution Prevention Program (76290)	2,670,000	350,000	Sewer Maintenance and Construction Fund
6	Drainage Improvements on Streets with Flat Grades FY 2011 - 2015 (76905)	800,000	200,000	Sewer Maintenance and Construction Fund
8	Sewer Capacity Upgrades - FY 2011 - 2015 (76906)	2,382,909	800,000	Sewer Facility Charge
<b>Sewers and Storm Drains Total Appropriations:</b>			<b>2,940,000</b>	

**Rose Bowl Improvements**

1	Rose Bowl Renovation Project (84002)	181,800,000	8,800,000	Rose Bowl Strategic Plan Fund
3	Implementation of the Master Plan for the Brookside Golf Course	8,340,000	1,000,000	Golf Course Fund
5	Brookside Clubhouse Upgrades	1,175,000	300,000	Rose Bowl Fund - American Golf Corp
<b>Rose Bowl Improvements Total Appropriations:</b>			<b>10,100,000</b>	

**Parks and Landscaping - Park Projects**

2	Central Park - Implement Master Plan (78461)	3,150,000	1,500,000	Residential Impact Fee
4	Soccer Field - Muir High School	1,500,000	200,000	Residential Impact Fee
5	Citywide Sports Fields Improvements (78044)	990,000	150,000	Residential Impact Fee
7	Annandale Canyon Open Space Trail Access and Trail Improvements (78240)	500,000	100,000	Residential Impact Fee
9	Robinson Park - Implement Master Plan Phase II (78043)	8,300,000	6,000,000	Section 108 HUD Loan
12	Synthetic Turf Soccer Field	5,000,000	500,000	Residential Impact Fee (Interest)
13	Victory Park - Update of Master Plan	250,000	250,000	Residential Impact Fee
14	Desiderio Park - Development of New Park	2,410,000	160,000	Residential Impact Fee
			30,000	Inclusionary Housing Trust Fund

Exhibit B

Recommended FY 2014 - 2018 Capital Improvement Program

	Total Estimated Cost	FY 2014 Recommended	Funding Detail
<b>Parks and Landscaping - Park Projects Total Appropriations:</b>			
	8,860,000		

**Parks and Landscaping - Landscape Projects**

1	Tree Replacement/Planting - Citywide (78957)	1,595,000	300,000 Los Angeles County Proposition A (Parks) 45,000 Street Tree Revenue Account 300,000 State Environmental Enhancement Mitigation Grant
<b>Parks and Landscaping - Landscape Projects Total Appropriations:</b>		<b>645,000</b>	

**Arroyo Projects - Hahamongna**

5	Implement Master Plan - Hahamongna Watershed Park - Berkshire Creek Area Improvements (77509)	1,593,010	638,410 Prop 84 Urban Streams Restoration Program
8	Pasadena Equestrian Center Improvements (77901)	950,000	200,000 Residential Impact Fee
<b>Arroyo Projects - Hahamongna Total Appropriations:</b>		<b>838,410</b>	

**Arroyo Projects - Central Arroyo**

5	Central Arroyo - Implement Master Plan - Rose Bowl Entry	941,000	491,000 10% Green Fee Capital Project Fund 450,000 Rose Bowl Fund
<b>Arroyo Projects - Central Arroyo Total Appropriations:</b>		<b>941,000</b>	

**Arroyo Projects - Lower Arroyo**

6	Renovation of La Casita del Arroyo (77460)	500,000	325,000 Residential Impact Fee (Interest)
<b>Arroyo Projects - Lower Arroyo Total Appropriations:</b>		<b>325,000</b>	

**Pasadena Center Improvements**

2	Restoration, Upgrades, and Repairs of the Civic Auditorium, Convention Center and Ice Rink - FY 2013 - FY 2017	940,000	150,000 Pasadena Center Operating Company
3	Civic Auditorium - Carpet Replacement and Seat Reupholstery	500,000	500,000 Pasadena Center Operating Company
<b>Pasadena Center Improvements Total Appropriations:</b>		<b>650,000</b>	

**Water System**

1	Fire Protection System Improvements FY 2012 - 2016 (1019)	6,438,056	400,000 Water Bond 400,000 Water Bond
---	---	-----------	--



Exhibit B

Recommended FY 2014 - 2018 Capital Improvement Program

	Total Estimated Cost	FY 2014 Recommended	Funding Detail
2 Meters and Services FY 2012 - 2016 (1002)	9,454,090	1,000,000	1,000,000 CIC Funding
3 Distribution Mains FY 2012 - 2016 (1001)	15,116,797	3,015,000	1,507,500 Water Bond 1,507,500 CIC Funding
4 Miscellaneous Water System Improvements FY 2012 - 2016 (1006)	1,863,397	200,000	200,000 CIC Funding
5 Upgrade Well Pumps, Booster Pumps, Switchgears and Meters FY 2012 - 2016 (1020)	7,682,894	1,200,000	1,200,000 Water Bond
6 Well Collector Pipelines (1044)	13,109,718	7,200,000	7,200,000 Water Bond
7 Arroyo Spreading Basins and Intake Structures (1040)	5,407,568	500,000	500,000 Proposition 84
8 Management Information Systems - Water and Power Department FY 2012 - 2016 (1025)	913,672	150,000	150,000 Water Fund
13 Geographic Information System - Water and Power Department (1009)	953,903	200,000	200,000 Water Fund
18 Customer Driven Meters and Services FY 2012 - 2016 (1003)	5,296,107	1,000,000	1,000,000 Aid to Construction (Water)
21 Water Telemetry and On-Line Water Quality Detectors (1034)	454,127	250,000	250,000 CIC Funding
<b>Water System Total Appropriations:</b>			<b>15,115,000</b>

**Electric System**

2 Services from Public Right-Of-Way FY 2012 - 2016 (3023)	5,216,763	600,000	600,000 Aid to Construction (Power)
3 Distribution System Expansion FY 2012 - 2016 (3002)	8,168,657	2,500,000	2,500,000 Power Fund
5 Wood Utility Pole Replacement/Reinforcement Program FY 2012 - 2016 (3117)	3,266,645	900,000	900,000 Power Fund
6 Replacement of Power Plant Instruments and Controls FY 2012 - 2016 (3014)	292,920	40,000	40,000 Power Fund
7 Switchgear Upgrades for Power System Facilities FY 2012 - 2016 (3090)	15,386,441	1,000,000	1,000,000 Power Fund
9 Customer Load Research Program (3109)	1,467,736	400,000	400,000 Power Fund
11 Facility Security Systems FY 2012 - 2016 (3013)	2,554,643	250,000	250,000 Power Bond
12 Power System Cable and Transformer Test Equipment (3021)	1,319,930	600,000	600,000 Power Fund
16 Economic Rehabilitation of Properties (3133)	947,016	40,000	40,000 Power Fund
24 Customer Information System (3022)	4,681,081	500,000	500,000 Power Bond
25 B-3 Renewals, Replacements, and Improvements (3148)	2,797,657	275,000	275,000 Power Fund
26 Distribution System Life Cycle Management FY 2012 - 2016 (3034)	2,971,075	700,000	700,000 Power Fund
30 Power Supply Integrated Resource Planning and Design (3160)	868,502	500,000	500,000 Power Fund

Exhibit B

Recommended FY 2014 - 2018 Capital Improvement Program

		Total Estimated Cost	FY 2014 Recommended	Funding Detail
31	Power Distribution Capacity and Reliability Program FY 2012 - 2016 (3161)	20,647,690	4,000,000	2,000,000 Power Bond 2,000,000 Power Fund
36	Water and Power Warehouse Modernization (3175)	2,428,966	250,000	250,000 Power Fund
37	Power Supply Facility Security (3178)	829,254	20,000	20,000 Power Fund
40	Substation and Dispatch Facilities Improvements FY 2012 - 2016 (3181)	1,701,023	800,000	800,000 Power Fund
41	GT-1 and GT-2 Renewals, Replacements, and Improvements (3182)	14,695,735	4,500,000	4,500,000 Power Fund
44	Radio Equipment Replacement (3188)	1,408,452	125,000	125,000 Power Fund
45	Santa Anita Substation Upgrade FY 2012 - 2016 (3189)	1,966,606	1,000,000	1,000,000 Power Fund
46	Power Transmission Program FY 2012 - 2016 (3190)	2,813,787	1,200,000	1,200,000 Power Fund
48	Local Generation Repowering Project - Phase II (3194)	117,952,430	10,500,000	10,500,000 Power Bond
49	4 kV Distribution System Conversion FY 2012 - 2016 (3191)	13,215,067	4,000,000	4,000,000 Power Fund
55	Distribution Capacitor Banks FY 2012 - 2016 (3012)	335,000	75,000	75,000 Power Fund
56	Outage Management System (3201)	1,850,000	700,000	700,000 Power Fund
60	Subtransmission System Enhancements	3,000,000	500,000	500,000 Power Fund
61	Redevelopment of Generation Site (Phase I)	100,000	100,000	100,000 Power Fund
<b>Electric System Total Appropriations:</b>				<b>36,075,000</b>

**Technology Projects**

3	Land Management System (LMS) Replacement	1,500,000	167,000	167,000 General Fund - Technology Fee
5	Department of Information Technology (DOIT) Equipment (71127)	7,852,269	500,000	250,000 General Fund 250,000 Computing and Communication Fund
6	Enterprise Asset and Work Order Management Application	66,000	33,000	8,250 Water Fund (Memo) 24,750 Power Fund (Memo) 33,000 Refuse Fund
7	Integrated Library System Replacement	600,000	600,000	600,000 Library Equipment Replacement Fund
8	City Fiber Network Expansion (71212)	390,000	75,000	75,000 Telecommunication Fund
<b>Technology Projects Total Appropriations:</b>				<b>1,375,000</b>

**Grand Total Appropriations: 98,224,107**