

Agenda Report

APRIL 23, 2012

TO: Honorable Mayor and City Council
FROM: Department of Public Works
SUBJECT: PUBLIC HEARING – FY 2013-2017 RECOMMENDED CAPITAL IMPROVEMENT PROGRAM BUDGET

RECOMMENDATION:

It is recommended that the City Council:

1. Open the public hearing on the City Manager's Recommended FY 2013 - 2017 Capital Improvement Program Budget;
2. Continue this public hearing to each subsequent meeting of the City Council at 7:00pm until May 14, 2012 or such other date as the City Council may determine, and at which time the City Council will be asked to close the public hearing and formally adopt the FY 2013-2017 Capital Improvement Program Budget; and
3. Refer the City Manager's Recommended FY 2013-2017 Capital Improvement Program Budget to the Finance Committee and direct the meetings be noticed as joint meetings between the Finance Committee and the City Council.

BACKGROUND:

The City of Pasadena Charter requires that the proposed FY 2013 - 2017 Capital Improvement Program (CIP) Budget for the upcoming fiscal year be submitted to the City Council. As part of the process of adoption, the City Council is requested to formally open the public hearing on the recommended CIP Budget and continue the public hearing weekly until the recommendation to adopt the FY 2013 - 2017 CIP is presented by the Finance Committee to the City Council.

The CIP identifies funding for major capital improvements throughout the City. In addition, the CIP addresses and furthers the City Council's six goals:

- Maintain fiscal responsibility and stability
- Improve, maintain and enhance public facilities and infrastructure
- Increase conservation and sustainability
- Improve mobility and accessibility throughout the City of Pasadena

- Support and promote the quality of life and the local economy
- Ensure public safety

In addition, the following priorities are used when identifying and creating projects and recommending funding:

- The project is needed to address a particular safety issue.
- The project is necessary because existing maintenance efforts are no longer satisfactory and repair costs exceed replacement costs.
- An existing facility or system is no longer adequate to meet the demand.

The FY 2013 CIP budget contains 218 active projects with a total estimated cost of \$958,568,932 and a total recommended appropriation of \$86,794,697 to 87 projects as detailed in Attachments A and B. In addition, a total of 18 new projects have been added. The table below summarizes this information and highlights total appropriations made through and including FY 2012.

Total Estimated Costs	Appropriated Through FY 2012	Recommended FY 2013
\$958,568,932	\$399,797,582	\$86,794,697

Copies of the Recommended FY 2013 - 2017 CIP have been placed in all the public libraries and in the City Clerk's office. The CIP hearing with the Finance Committee will be held on April 30, 2012 from 1:00 pm to 5:30 pm. Following the review by the Finance Committee, a final recommended CIP Budget is scheduled to be presented to the City Council for adoption on May 14, 2012 or thereafter.

COUNCIL POLICY CONSIDERATION:

All projects in the Recommended Capital Improvement Program address the City Council's goals to "Maintain fiscal responsibility" and "Improve, maintain, and enhance public facilities and infrastructure." Also, all of the projects have been found consistent with the General Plan.

ENVIRONMENTAL ANALYSIS:

As work for each project moves through the City's approval process, the appropriate environmental analysis will be conducted and brought to the City Council.

FISCAL IMPACT:


Recommended appropriations in the FY 2013 Capital Improvement Program total \$86,794,697. Details regarding the sources of funding are included in Attachment B.

Respectfully submitted,




SIOBHAN FOSTER
Director of Public Works

Prepared by:




Phyllis Hollowell, Management Analyst V
Department of Public Works

Approved by:



MICHAEL J. BECK
City Manager

Concurred by:



ANDREW GREEN
Director of Finance

Attachment A – FY 2013 – 2017 Recommended CIP – Totals by Category

Attachment B – Recommended FY 2013 – 2017 CIP Appropriations

FY 2013 - 2017 Capital Improvement Program
Totals by Category

Description	Total Estimated Costs	Appropriated Through FY 2012	Recommended FY 2013	Proposed FY 2014	Proposed FY 2015	Proposed FY 2016	Proposed FY 2017 and Beyond
Municipal Buildings and Facilities	60,835,515	6,043,515	900,000	900,000	900,000	0	52,092,000
Streets and Streetscapes	41,143,086	25,500,535	3,775,652	2,297,250	2,297,250	0	7,272,399
Street Lighting	8,982,900	3,733,700	525,000	25,000	25,000	0	4,674,200
Street Lighting and Electric Undergrounding	52,351,920	35,469,470	500,000	8,737,950	7,644,500	0	0
Transportation	56,217,242	25,686,227	4,018,345	3,576,764	7,742,265	0	15,193,641
Parking	23,056,125	1,404,037	804,700	2,600,754	1,360,000	0	16,886,634
Sewers and Storm Drains	14,648,913	7,330,815	2,190,000	2,090,000	2,090,000	250,000	698,098
Rose Bowl Improvements	172,075,000	116,040,000	30,300,000	20,500,000	500,000	500,000	4,235,000
Parks and Landscaping	37,105,623	11,733,823	200,000	7,000,000	0	0	18,171,800
Parks and Landscaping - Landscape Projects	1,300,000	350,000	300,000	0	0	0	650,000
Arroyo Projects - Hahamongna	8,457,553	5,842,953	0	0	0	0	2,614,600
Arroyo Projects - Central Arroyo	2,110,660	784,971	56,000	0	0	0	1,269,689
Arroyo Projects - Lower Arroyo	3,658,734	1,582,875	50,000	0	0	0	2,025,859
Pasadena Center Improvements	8,000,000	250,000	500,000	1,500,000	4,000,000	750,000	1,000,000
Water System	108,162,474	46,802,474	16,060,000	15,025,000	14,390,000	15,030,000	855,000
Electric System	346,748,918	104,989,918	24,165,000	80,036,000	88,671,000	46,836,000	2,051,000
Technology Projects	13,714,269	6,252,269	2,450,000	3,212,000	984,000	784,000	32,000
Grand Total	958,568,932	399,797,582	86,794,697	147,500,718	130,604,015	64,150,000	129,721,920

Totals by Category

Exhibit B

Recommended FY 2013 - 2017 Capital Improvement Program

	Total Estimated Cost	FY 2013 Recommended	Funding Detail
Municipal Buildings and Facilities			
1 Building Preventive Maintenance - FY 2011 - 2015 (71901)	5,343,515	900,000	900,000 Building Preventive Maintenance Fund
Municipal Buildings and Facilities Total Appropriations:		900,000	

Streets and Streetscapes

1 Preventive Maintenance - Asphalt Streets FY 2011 - 2015 (73901)	9,839,746	1,749,988	249,988 Rubberized Asphalt Concrete Use Grant 1,500,000 Gas Tax
3 Pedestrian Accessibility FY 2011 - 2015 (73903)	1,000,000	200,000	22,050 Sewer Maintenance and Construction Fund 177,950 Gas Tax
4 Improvement of Alleys and Concrete Streets - FY 2011- 2015 (73904)	4,096,000	306,000	306,000 Safe Routes To School Grant
5 La Loma Bridge - Rehabilitation (73124)	17,000,000	500,000	500,000 Gas Tax
8 Fair Oaks/Orange Grove Specific Plan - Transportation Issues - Phase II (73130)	783,914	689,472	549,472 State Transportation Improvement Program - TE 140,000 Gas Tax
9 East Colorado Boulevard Specific Plan (73582)	2,130,426	130,192	130,192 Gas Tax
11 Route 210 Freeway Soundwalls (73705)	40,200,000	200,000	200,000 Gas Tax
Streets and Streetscapes Total Appropriations:		3,775,652	

Street Lighting

1 Street Lighting For Residential Streets - Various Locations (74411)	2,879,000	500,000	500,000 Underground Surtax - Street Lighting
2 In-Fill Street Lighting for Residential Streets - FY 2011 - 2015 (74412)	150,000	25,000	25,000 Gas Tax
Street Lighting Total Appropriations:		525,000	

Street Lighting and Electric Undergrounding

1 Miscellaneous - Electric System Undergrounding - FY 2011 - 2015 (74480)	2,500,000	500,000	500,000 Underground Surtax
Street Lighting and Electric Undergrounding Total Appropriations:		500,000	

Transportation

10 Intelligent Transportation System (ITS) Project - Phase II (75910)	3,354,000	220,000	220,000 Private Capital - Saris Regis
---	-----------	---------	---------------------------------------

Exhibit B

Recommended FY 2013 - 2017 Capital Improvement Program

		Total Estimated Cost	FY 2013 Recommended	Funding Detail
14	Pedestrian Safety Enhancements at Signalized Intersections (75047)	455,300	400,100	354,600 Highway Safety Improvement Grant 45,500 Parking Meter Revenue - Old Pasadena
15	Traffic Signal Improvements at Pasadena Avenue and Walnut Street (75049)	108,900	95,400	84,510 Highway Safety Improvement Grant 10,890 Gas Tax
16	Left Turn Signal Phasing at Colorado Blvd. and Orange Grove Blvd. and at Orange Grove Blvd. and Holly St. (75048)	253,000	230,500	205,200 Highway Safety Improvement Grant 25,300 Private Capital - Saris Regis
18	Pasadena Wayfinding System (75044)	2,197,785	2,197,785	2,197,785 Pasadena Economic Development Funds
19	Zero Emission Vehicle Charging Stations (75045)	717,275	357,060	71,412 Public Benefit Charge (Power Fund) 285,648 MTA Grant - Federal Flexible CMAQ Funds
22	Upgrade Traffic Signal Heads on One-Way Streets	150,000	30,000	20,000 Private Capital - Sares Regis 10,000 Parking Meter Revenue - Old Pasadena
23	Neighborhood Traffic Management - FY 2011 - 2015 (75903)	750,000	150,000	150,000 Gas Tax
24	Pasadena Bicycle Program FY 2010 - 2013 (75600)	644,562	80,000	80,000 TDA Article 3
27	Intelligent Transportation System (ITS) Equipment Upgrades/Replacement - FY 2011 - 2015 (75906)	250,000	50,000	50,000 Gas Tax
28	Mobility Corridor Improvements - FY 2011 - 2015 (75904)	240,000	40,000	40,000 Gas Tax
29	Federal and State Traffic Sign Compliance Program (75915)	125,000	25,000	25,000 Gas Tax
30	Implementation of a Citywide Transportation Performance Monitoring Network (75602)	3,000,000	142,500	142,500 Private Capital
			4,018,345	
			Transportation Total Appropriations:	

Parking

1	Delacey, Schoolhouse, and Marriott Garage Improvements FY 2011 - FY 2015 (72197)	2,011,125	729,700	729,700 Old Pasadena Parking Fund
3	South Lake Parking Lots - Preventive Maintenance FY 2011- FY 2015 (75014)	175,000	35,000	35,000 South Lake Parking Fund
4	City-Owned Parking Structures and Lots - Preventative Maintenance FY 2011 - FY 2015 (72613)	1,005,000	25,000	15,000 Playhouse District Fund 5,000 Parking Operation Fund 5,000 Parking Meter Revenue - Civic Center
5	South Lake Avenue - Parking District Improvements FY 2011 - FY 2015 (75017)	75,000	15,000	15,000 South Lake Parking Fund
			804,700	
			Parking Total Appropriations:	

Sewers and Storm Drains

Exhibit B

Recommended FY 2013 - 2017 Capital Improvement Program

		Total Estimated Cost	FY 2013 Recommended	Funding Detail
1	Preventive Maintenance - Sewer System FY 2011 - 2015 (76901)	3,850,000	800,000	800,000 Sewer Maintenance and Construction Fund
2	Preventive Maintenance - Corrugated Metal Pipe (CMP) Storm Drains FY 2011 - 2015 (76902)	1,100,000	200,000	200,000 Sewer Maintenance and Construction Fund
3	Preventive Maintenance - Curbs and Gutters FY 2011 - 2015 (76903)	1,441,604	250,000	250,000 Sewer Maintenance and Construction Fund
4	Storm Drain Structure Repairs and Improvements FY 2011 - 2015 (76904)	450,000	90,000	90,000 Sewer Maintenance and Construction Fund
5	NPDES - Storm Water Pollution Prevention Program (76290)	2,570,000	250,000	250,000 Sewer Maintenance and Construction Fund
6	Drainage Improvements on Streets with Flat Grades FY 2011 - 2015 (76905)	800,000	200,000	200,000 Sewer Maintenance and Construction Fund
8	Sewer Capacity Upgrades - FY 2011 - 2015 (76906)	1,882,909	400,000	400,000 Sewer Facility Charge
Sewers and Storm Drains Total Appropriations:			2,190,000	

Rose Bowl Improvements

1	Rose Bowl Renovation Project (84002)	160,000,000	30,000,000	14,000,000 Rose Bowl Strategic Plan Fund 16,000,000 2010 Rose Bowl Bond Proceeds
2	Implementation of the Master Plan for the Brookside Golf Course - Tunnel Extension	1,700,000	200,000	200,000 Golf Course CIP Set-Aside
5	Brookside Clubhouse Upgrades	1,175,000	100,000	100,000 Rose Bowl Fund - American Golf Corp
Rose Bowl Improvements Total Appropriations:			30,300,000	

Parks and Landscaping

4	Citywide Sports Fields Improvements	940,000	200,000	200,000 Residential Impact Fee
Parks and Landscaping Total Appropriations:			200,000	

Parks and Landscaping - Landscape Projects

1	Tree Replacement/Planting - Citywide (78957)	1,300,000	300,000	300,000 State Environmental Enhancement Mitigation Grant 2010-11
Parks and Landscaping - Landscape Projects Total Appropriations:			300,000	

Arroyo Projects - Central Arroyo

3	East Arroyo Neighborhood Connector Trail Improvements	186,000	56,000	56,000 Residential Impact Fee
---	---	---------	--------	-------------------------------

Exhibit B

Recommended FY 2013 - 2017 Capital Improvement Program

	Total Estimated Cost	FY 2013 Recommended	Funding Detail
Arroyo Projects - Central Arroyo Total Appropriations:		56,000	

Arroyo Projects - Lower Arroyo

4	Lower Arroyo - Implement Master Plan - Habitat Restoration (77422)	842,000	50,000	50,000	State Environmental Enhancement Mitigation Grant 2010-11
Arroyo Projects - Lower Arroyo Total Appropriations:			50,000		

Pasadena Center Improvements

1	Restoration and Renovation of Historic Civic Auditorium Ballroom - Phase II	5,500,000	500,000	500,000	Pasadena Center Operating Company
Pasadena Center Improvements Total Appropriations:			500,000		

Water System

1	Fire Protection System Improvements FY 2012 - 2016 (1019)	7,523,056	850,000	850,000	Water Bond
2	Meters and Services FY 2012 - 2016 (1002)	10,454,090	2,000,000	2,000,000	CIC Funding
3	Distribution Mains FY 2012 - 2016 (1001)	15,116,797	2,850,000	2,850,000	Water Bond
4	Miscellaneous Water System Improvements FY 2012 - 2016 (1006)	2,063,397	400,000	400,000	CIC Funding
5	Upgrade Well Pumps, Booster Pumps, Switchgears and Meters FY 2012 - 2016 (1020)	8,082,894	2,800,000	2,800,000	Water Bond
6	Well Collector Pipelines (1044)	11,383,445	3,200,000	3,200,000	Water Bond
7	Arroyo Spreading Basins and Intake Structures (1040)	4,080,675	800,000	800,000	CIC Funding
				346,239	Federal Emergency Management Agency
				428,314	Proposition 84
11	Reservoir Improvements FY 2012 - 2016 (1037)	9,399,568	2,000,000	2,000,000	Water Bond
18	Monk Hill Perchlorate Treatment Plant (1063)	1,479,259	100,000	100,000	Federal Funds - NASA
19	Customer Driven Meters and Services FY 2012 - 2016 (1003)	5,296,107	1,000,000	1,000,000	Aid to Construction (Water)
22	311 Citizen Request Management (1070)	25,000	25,000	25,000	Water Fund
23	Enterprise Content Management System (1071)	35,000	35,000	35,000	Water Fund
Water System Total Appropriations:			16,060,000		

Exhibit B

Recommended FY 2013 - 2017 Capital Improvement Program

		Total Estimated Cost	FY 2013 Recommended	Funding Detail
Electric System				
2	Services from Public Right-Of-Way FY 2012 - 2016 (3023)	6,116,763	100,000	100,000 Aid to Construction (Power)
3	Distribution System Expansion FY 2012 - 2016 (3002)	7,668,657	2,500,000	2,500,000 Power Bond
4	New Feeders and Communications Circuits FY 2012 - 2016 (3033)	2,255,900	200,000	200,000 Power Fund
5	Wood Utility Pole Replacement/Reinforcement Program FY 2012 - 2016 (3117)	2,766,645	500,000	500,000 Power Fund
7	Switchgear Upgrades for Power System Facilities FY 2012 - 2016 (3090)	16,386,441	250,000	250,000 Power Fund
8	Substation Oil Containment FY 2012 - 2016 (3128)	1,082,950	50,000	50,000 Power Bond
9	Customer Load Research Program (3109)	846,789	230,000	230,000 Power Fund
11	Facility Security Systems FY 2012 - 2016 (3013)	2,388,854	250,000	250,000 Power Bond
15	Power System Scheduling System - Water and Power Department (3136)	1,674,618	450,000	450,000 Power Bond
17	Cable Replacement and Testing FY 2012 - 2016 (3137)	9,176,206	1,000,000	1,000,000 Power Bond
24	Customer Information System (3022)	2,931,081	645,000	645,000 Power Bond
25	B-3 Renewals, Replacements, and Improvements (3148)	2,330,630	100,000	100,000 Power Bond
27	B-3 SCR Catalyst Replacement (3149)	550,000	550,000	550,000 Power Bond
31	Power Distribution Capacity and Reliability Program FY 2012 - 2016 (3161)	21,147,690	4,000,000	2,000,000 Power Fund 2,000,000 Power Bond
38	Azusa Hydro - Renewals and Replacements (3179)	2,697,051	250,000	250,000 Power Bond
40	Substation and Dispatch Facilities Improvements FY 2012 - 2016 (3181)		100,000	100,000 Power Bond
41	GT-1 and GT-2 Renewals, Replacements, and Improvements (3182)	6,300,000	9,600,000	3,300,000 Power Bond 6,300,000 Insurance Settlement
43	GT-3 and GT-4 Renewals, Replacements, and Improvements (3186)	3,193,833	600,000	600,000 Power Bond
45	Santa Anita Substation Upgrade FY 2012 - 2016 (3189)	1,416,606	500,000	500,000 Power Bond
46	Power Transmission Program FY 2012 - 2016 (3190)	2,854,182	400,000	400,000 Power Fund
49	4 kV Distribution System Conversion FY 2012 - 2016 (3191)	17,215,067	800,000	800,000 Power Bond
53	Recycling of Collected Rain Water (3197)	421,796	100,000	100,000 Power Fund
55	Distribution Capacitor Banks FY 2012 - 2016 (3012)	1,860,000	50,000	50,000 Power Bond
56	Outage Management System (3201)	2,300,000	800,000	800,000 Power Fund
58	311 Citizen Request Management (3203)	75,000	75,000	75,000 Power Fund
59	Enterprise Content Management System (3204)	65,000	65,000	65,000 Power Fund

Exhibit B

Recommended FY 2013 - 2017 Capital Improvement Program

	Total Estimated Cost	FY 2013 Recommended	Funding Detail
Electric System Total Appropriations:			
		24,165,000	

Technology Projects

1	Upgrade of Citywide Financial System	1,500,000	1,500,000	1,500,000	City Hall Retrofit Reserve
2	311 Citizen Request Management	500,000	200,000	50,000	Refuse Fund
				150,000	General Fund
				25,000	Water Fund (Memo)
				75,000	Power Fund (Memo)
5	Department of Information Technology (DOIT) Equipment (71127)	7,852,269	325,000	75,000	Computing and Communication Fund
				250,000	General Fund
6	Data Center Consolidation (71213)	500,000	150,000	100,000	General Fund
				50,000	Computing and Communication Fund
7	Enterprise Content Management System	400,000	150,000	65,000	Power Fund (Memo)
				150,000	General Fund
8	City Fiber Network Expansion (71212)	350,000	125,000	35,000	Water Fund (Memo)
				50,000	General Fund
				75,000	Telecommunication Fund
Technology Projects Total Appropriations:			2,450,000		

Grand Total Appropriations: 86,794,697