

City of Pasadena Quarterly Investment Report

Quarter Ending 12/31/09

Prepared by the Department of Finance
Treasury Division

Quarterly Investment Report

- I. Pooled Investment Portfolio**
- II. Capital Endowment Portfolio**
- III. Power Reserve Portfolio**
- IV. Miscellaneous Portfolios**
- V. Investments Held by Trustees**

I. Pooled Investment Portfolio



CITY OF PASADENA
Treasurer's Pooled Investment Portfolio

Vicken Erganian
 City Treasurer

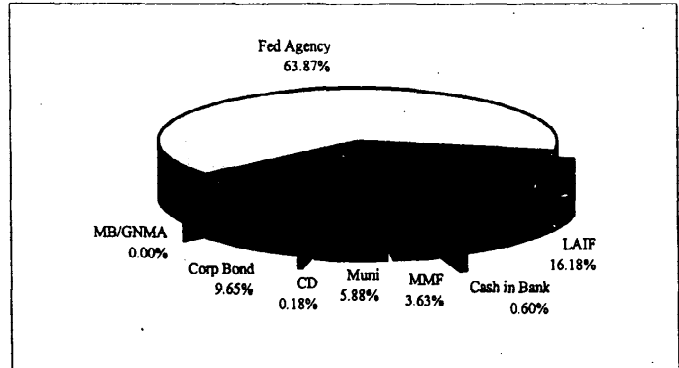
DECEMBER 2009

PORTFOLIO COMPLIANCE

The Treasurer's investment portfolio is in compliance with the California Government Code Section 53601 and the City's Investment Policy approved by the City Council on September 14, 2009. The holdings in the investment pool are in compliance with the current investment policy statement. Further information on compliance issues can be obtained by calling the City of Pasadena Treasurer's Office. A complete copy of the monthly investment report on the investment portfolio, including a detailed listing of each investment, is available by calling the Treasurer's office at (626)744-4422.

PORTFOLIO STRUCTURE AS OF 12/31/09

TYPE	MARKET VALUE	PERCENT
Money Market Fund	10,983,364	3.63%
Municipal Bonds	17,812,824	5.88%
Certificate of Deposit	560,000	0.18%
Corporate Bonds	29,234,339	9.65%
Mortgage Backed Securities/GNMA's	411	0.00%
Federal Agencies	193,388,416	63.87%
LAIF	49,000,000	16.18%
Cash in Bank	1,814,811	0.60%
TOTALS:	302,794,165	100.00%
Accrued Interest Receivable	1,530,958	
GRAND TOTAL:	304,325,123	



PORTFOLIO LIQUIDITY AS OF 12/31/09

Aging Interval	Par Value	Percent of Portfolio
0-30 Days	59,983,365	20.05%
31 days - 1 Year	19,455,006	6.50%
1 - 2 Years	43,225,696	14.45%
2 - 3 Years	106,308,008	35.54%
3 - 4 Years	20,000,010	6.69%
4 - 5 Years	48,999,260	16.38%
Over 5 Years	1,187,175	0.40%
TOTAL:	299,158,519	100.00%

PORTFOLIO STATISTICS

	Dec-09	Nov-09	Oct-09	Sep-09	Aug-09	Jul-09
Month-End Mkt Value	304,325,123	313,290,969	319,054,514	307,756,091	300,748,769	302,039,324
Modified Duration	2.00	1.79	1.94	1.89	2.08	1.95
Weighted Average Maturity	2.21	2.05	2.11	2.16	2.22	2.16
Yield to Maturity	2.011%	1.970%	1.971%	2.094%	2.327%	2.391%
Interest Earned	512,318	539,415	537,264	558,565	566,681	570,777
Fiscal Year To Date Interest Earned	3,285,020	2,772,702	2,233,287	1,696,023	1,137,458	570,777
Fair Value Change Gain/(Loss)	(1,007,082)	478,441	353,421	474,739	687,757	249,927
Fiscal Year To Date change in fair value	1,237,203	2,244,285	1,765,844	1,412,424	937,684	249,927
Total Fiscal YTD earnings	4,522,223	5,016,986	3,999,131	3,108,446	2,075,142	820,704

CITY POOLED PORTFOLIO
Portfolio Management
Portfolio Details - Investments
December 31, 2009

CUSIP	Investment #	Issuer	Average Balance	Purchase Date	Par Value	Market Value	Book Value	Stated Rate	Moody's	YTM	Days to Maturity	Maturity Date
LAIF												
SYS864	864	Local Agency Investment Fund	49,000,000.00		49,000,000.00	49,000,000.00	49,000,000.00	0.600		0.600	1	
		Subtotal and Average	49,000,000.00		49,000,000.00	49,000,000.00	49,000,000.00	0.600		0.600	1	
Money Market Fund												
SYS12488	12488	MERRILL LYNCH	25,174,463.73		10,983,364.37	10,983,364.37	10,983,364.37	0.160		0.162	1	
		Subtotal and Average	25,174,463.73		10,983,364.37	10,983,364.37	10,983,364.37	0.160		0.162	1	
Mortgage Backs												
362069AN6	146	GOVERNMENT NATL. MORTGAGE ASSOC		06/01/1984	18.07	18.21	18.07	11.000	Aaa	11.000	73	03/15/2010
362102T70	143	GOVERNMENT NATL. MORTGAGE ASSOC		06/01/1984	360.24	362.64	360.24	11.500	Aaa	11.500	1,230	05/15/2013
		Subtotal and Average	385.90		378.31	410.85	378.31			11.476	1,175	
Municipal Bonds												
702274ACS5A	12716	PPFA MUNI - 2008 PASEO BONDS		12/31/2009	13,895,000.00	13,895,000.00	13,895,000.00	0.400		0.400	180	06/30/2010
79730P8E4	12579	SAN DIEGO REDEVELOPMENT AGENCY		06/05/2008	2,000,000.00	2,005,300.00	2,000,000.00	4.090	Aaa	4.082	243	09/01/2010
SYS1783	1783	MUNI - PCDC		06/30/1986	725,889.42	725,889.42	725,889.42	6.000		6.000	545	06/30/2011
SYS12705	12705	PPFA MUNI - ANINANDALE ASSESS		08/02/2009	1,186,835.00	1,186,835.00	1,186,835.00	6.000		6.000	11,202	09/02/2040
		Subtotal and Average	18,646,234.10		17,807,524.42	17,812,824.42	17,807,524.42			1.416	837	
Certificates of Deposit - Bank												
SYS12038	12038	Community Bank	560,000.00	06/28/2007	560,000.00	560,000.00	560,000.00	4.900		4.900	179	06/29/2010
		Subtotal and Average	560,000.00		560,000.00	560,000.00	560,000.00	4.900		4.900	179	
Federal Agency Issues - Coupon												
31398AVL3	12633	FED NATIONAL MORTGAGE ASSN		03/02/2009	5,000,000.00	5,014,062.50	5,000,000.00	2.000	Aaa	2.000	425	03/02/2011
31398AVL3	12634	FED NATIONAL MORTGAGE ASSN		03/02/2009	5,000,000.00	5,014,062.50	5,000,000.00	2.000	Aaa	2.000	425	03/02/2011
3128XQH8	12642	FED HOME LOAN MORTGAGE CORP		03/18/2009	7,500,000.00	7,518,890.00	7,499,433.69	2.000	Aaa	2.006	439	03/18/2011
31398AVY5	12643	FED NATIONAL MORTGAGE ASSN		03/18/2009	2,000,000.00	2,008,750.00	2,000,000.00	2.125	Aaa	2.125	469	04/15/2011
3133XUCE1	12675	Federal Home Loan Bank		08/12/2009	5,000,000.00	5,004,687.50	5,000,000.00	1.500	Aaa	1.500	588	08/12/2011
3128XCG3	12680	FED HOME LOAN MORTGAGE CORP		09/02/2009	5,000,000.00	5,010,025.00	5,000,000.00	1.750	Aaa	1.750	609	09/02/2011
3133XLPJ6	12684	Federal Home Loan Bank		09/09/2009	3,000,000.00	2,995,312.50	3,000,000.00	1.250	Aaa	1.250	616	09/09/2011
3138FHWB7	12658	FED NATIONAL MORTGAGE ASSN		05/21/2009	5,000,000.00	5,015,625.00	5,000,000.00	1.500	Aaa	1.500	689	11/21/2011
3128XPG9	12714	FED HOME LOAN MORTGAGE CORP		12/21/2009	5,000,000.00	4,989,370.00	5,000,000.00	1.250	Aaa	1.250	719	12/21/2011
3133G1V2	12620	Federal Farm Credit Bank		01/12/2009	5,000,000.00	5,001,562.50	5,000,000.00	2.250	Aaa	2.250	741	01/12/2012
3128XJ59	12628	FED HOME LOAN MORTGAGE CORP		02/17/2009	5,000,000.00	5,010,410.00	5,000,000.00	2.450	Aaa	2.450	777	02/17/2012

CITY POOLED PORTFOLIO
Portfolio Management
Portfolio Details - Investments
December 31, 2009

CUSIP	Investment #	Issuer	Average Balance	Purchase Date	Par Value	Market Value	Book Value	Stated Rate	Moody's	YTM 365	Days to Maturity	Maturity Date
Federal Agency Issues - Coupon												
3128X8JB9	12829	FED HOME LOAN MORTGAGE CORP		02/17/2009	5,000,000.00	5,010,410.00	4,998,280.74	2.450	Aaa	2.457	777	02/17/2012
3128X8LQ1	12701	FED HOME LOAN MORTGAGE CORP		11/24/2009	4,000,000.00	3,986,204.00	4,000,000.00	1.500	Aaa	1.500	784	02/24/2012
3139FHCF0	12832	FED NATIONAL MORTGAGE ASSN		02/28/2009	7,000,000.00	7,115,171.00	7,000,000.00	2.250	Aaa	2.250	784	02/24/2012
3139FHCF0	12835	FED NATIONAL MORTGAGE ASSN		03/02/2009	5,000,000.00	5,082,265.00	5,000,000.00	2.250	Aaa	2.250	784	02/24/2012
3139FHCG8	12837	FED NATIONAL MORTGAGE ASSN		03/05/2009	5,000,000.00	5,010,937.50	4,998,276.89	2.330	Aaa	2.337	784	02/24/2012
31398AVX7	12840	FED NATIONAL MORTGAGE ASSN		03/19/2009	5,000,000.00	5,023,437.50	5,000,000.00	2.500	Aaa	2.500	808	03/19/2012
31331GSB6	12848	Federal Farm Credit Bank		04/09/2009	3,000,000.00	3,014,082.50	2,998,545.66	2.200	Aaa	2.207	828	04/09/2012
31398AWG3	12845	FED NATIONAL MORTGAGE ASSN		04/09/2009	5,000,000.00	5,023,437.50	5,000,000.00	2.250	Aaa	2.250	828	04/09/2012
31398AWG3	12850	FED NATIONAL MORTGAGE ASSN		04/21/2009	5,000,000.00	5,023,437.50	5,003,828.59	2.250	Aaa	2.215	828	04/09/2012
31398AZR6	12892	FED NATIONAL MORTGAGE ASSN		10/28/2009	5,000,000.00	4,999,800.00	5,000,000.00	1.500	Aaa	1.500	846	04/28/2012
31331GUD9	12853	Federal Farm Credit Bank		04/27/2009	5,000,000.00	5,020,312.50	5,000,000.00	2.030	Aaa	2.030	847	04/27/2012
3136FJF55	12715	FED NATIONAL MORTGAGE ASSN		12/29/2009	2,500,000.00	2,489,281.25	2,500,000.00	1.500	Aaa	1.500	910	06/29/2012
3136FHL2	12846	FED NATIONAL MORTGAGE ASSN		04/09/2009	5,000,000.00	5,020,312.50	5,000,000.00	2.375	Aaa	2.375	1,012	10/09/2012
31398AZQ8	12893	FED NATIONAL MORTGAGE ASSN		10/28/2009	5,000,000.00	5,001,315.00	5,000,000.00	1.875	Aaa	1.875	1,032	10/29/2012
3133XVG47	12896	Federal Home Loan Bank		11/08/2009	3,000,000.00	2,983,125.00	3,000,000.00	2.000	Aaa	2.000	1,043	11/08/2012
3133XVG47	12897	Federal Home Loan Bank		11/08/2009	3,000,000.00	2,983,125.00	3,000,000.00	2.000	Aaa	2.000	1,043	11/08/2012
3128X8PN4	12707	FED HOME LOAN MORTGAGE CORP		12/17/2009	4,000,000.00	3,971,476.00	4,000,000.00	1.700	Aaa	1.700	1,081	12/17/2012
3133XTUS3	12864	Federal Home Loan Bank		06/24/2009	5,000,000.00	5,023,437.50	5,000,000.00	2.300	Aaa	2.300	1,088	12/24/2012
3128X83X8	12671	FED HOME LOAN MORTGAGE CORP		07/14/2009	5,000,000.00	5,040,050.00	5,000,000.00	2.500	Aaa	2.500	1,108	01/14/2013
3133XTQ83	12856	Federal Home Loan Bank		08/11/2009	5,000,000.00	5,000,000.00	5,000,000.00	2.500	Aaa	2.500	1,257	08/11/2013
31391GS26	12886	Federal Farm Credit Bank		09/28/2009	5,000,000.00	4,998,075.00	4,997,682.02	2.350	Aaa	2.363	1,361	09/23/2013
3136F97K3	12631	FED NATIONAL MORTGAGE ASSN		02/18/2009	5,000,000.00	5,018,750.00	4,999,173.89	3.250	Aaa	3.254	1,508	02/18/2014
3133XTLW4	12854	Federal Home Loan Bank		05/12/2009	5,000,000.00	4,985,937.50	5,000,000.00	3.050	Aaa	3.050	1,582	05/12/2014
3133XTLW4	12855	Federal Home Loan Bank		05/12/2009	5,000,000.00	4,985,937.50	5,000,000.00	3.050	Aaa	3.050	1,582	05/12/2014
31331GZS1	12672	Federal Farm Credit Bank		07/14/2009	5,000,000.00	5,037,065.00	5,000,000.00	3.230	Aaa	3.230	1,655	07/14/2014
31331GZS1	12673	Federal Farm Credit Bank		07/17/2009	5,000,000.00	5,037,065.00	5,000,000.00	3.230	Aaa	3.203	1,655	07/14/2014
31398AYN6	12677	FED NATIONAL MORTGAGE ASSN		07/28/2009	5,000,000.00	5,034,375.00	4,983,987.50	3.000	Aaa	3.076	1,688	07/28/2014
3133XVFS5	12698	Federal Home Loan Bank		11/12/2009	4,000,000.00	3,985,000.00	3,989,027.22	2.500	Aaa	2.505	1,776	11/12/2014
3128X8NW6	12708	FED HOME LOAN MORTGAGE CORP		12/18/2009	5,000,000.00	4,948,410.00	5,000,000.00	2.000	Aaa	3.047	1,812	12/18/2014
3128X8NW6	12711	FED HOME LOAN MORTGAGE CORP		12/18/2009	4,999,250.00	4,945,668.04	4,999,250.00	2.000	Aaa	3.047	1,812	12/18/2014
		Subtotal and Average	181,567,098.91		192,998,250.00	193,385,437.76	192,986,156.60			2.277	1,012	
Corporate Bonds - Coupon												
59018YV0	12376	ML CORPORATION BOND		11/20/2007	3,000,000.00	3,061,998.00	2,988,715.81	4.780	A2	5.460	215	08/04/2010
38141EA41	12688	GOLDMAN SACHS		09/29/2009	5,000,000.00	5,170,250.00	5,125,440.80	3.625	Aa3	3.288	943	08/01/2012
46625HG1	12683	JPMORGAN CHASE		08/26/2009	5,000,000.00	5,456,900.00	5,325,812.11	5.375	Aa2	2.880	1,004	10/01/2012

Portfolio PASD
 NLI AP
 PM (PRF_PML2) SymRept 6.42

CITY POOLED PORTFOLIO
Portfolio Management
Portfolio Details - Investments
December 31, 2009

CUSIP	Investment #	Issuer	Average Balance	Purchase Date	Par Value	Market Value	Book Value	Stated Rate	Moody's	YTM 365	Days to Maturity	Maturity Date
Corporate Bonds - Coupon												
84952WAJ2	12520	NEW YORK LIFE GL		01/28/2008	3,000,000.00	3,257,783.00	3,082,102.30	5.250	Aaa	4.030	1,019	10/16/2012
36982G3K8	12518	GE Capital Corp		01/25/2008	2,500,000.00	2,688,075.00	2,564,628.76	5.250	Aa2	4.220	1,022	10/19/2012
36982G3K8	12890	GE Capital Corp		10/02/2009	4,308,000.00	4,599,350.04	4,556,385.27	5.250	Aa2	3.078	1,022	10/19/2012
94974BET3	12889	WELLS FARGO & COMPANY		10/01/2009	5,000,000.00	4,985,270.00	4,987,625.00	3.750	A2	3.781	1,734	10/01/2014
		Subtotal and Average	29,818,016.47		27,808,000.00	29,200,606.04	28,650,719.05			3.853	1,044	
		Total and Average	304,786,189.11		298,158,517.10	300,842,643.47	299,988,141.75			2.011	807	

CITY POOLED PORTFOLIO
Portfolio Management
Portfolio Details - Cash
December 31, 2009

CUSIP	Investment #	Issuer	Average Balance	Purchase Date	Par Value	Market Value	Book Value	Stated Rate	Moody's	YTM	Days to Maturity
		Average Balance	0.00			36,710.41	36,710.41				0
		Subtotal				36,710.41	36,710.41				
		Total Cash and Investments	304,768,199.11		299,159,517.10	300,979,353.88	300,024,852.16			2.011	807
		Cash				1,814,811.43					
		Accrued Interest				1,530,958.07					
		Total				304,325,123.38					

COMPLIANCE REPORT

Pooled Investment Portfolio

As of 12/31/09

Diversification		Credit Quality		Maturity		
Portfolio % of total	State Govt Code limits	Portfolio compliance	Portfolio Credit Quality	Credit Quality per Gov Code	Portfolio compliance	Maturity
Money Market Fund	100%	In compliance	AAA/Aaa	A or better	In compliance	In compliance
Municipal Bonds	100%	In compliance	AAA/Aaa	A or better	In compliance	In compliance
Negotiable CDs	30%	In compliance	Collateralized	Collateralized	In compliance	In compliance
Corporate Bonds	30%	In compliance	AA	A or better	In compliance	In compliance
Agency CMOs/Mortgage Backed	20%	In compliance	AAA/Aaa	AAA/aaa	In compliance	In compliance
Federal Agency Issues	100%	In compliance	AAA/Aaa	AAA/aaa	In compliance	In compliance
LAIF	100%	In compliance	n/a	n/a	In compliance	In compliance
Cash	100%	In compliance	Collateralized	Collateralized	In compliance	In compliance
Repurchase Agreements	100%	In compliance	102% Collateral	102% Collateral	In compliance	In compliance
Treasury Securities	100%	In compliance	AAA/Aaa	AAA/aaa	In compliance	In compliance
Bank Notes	100%	In compliance	AAA/Aaa	AAA/Aaa	In compliance	In compliance
Federal Agency Discount	100%	In compliance	AAA/Aaa	AAA/aaa	In compliance	In compliance
	100.00%					

Portfolio Value 304,325,123

**INVESTMENTS IN ISSUERS REPRESENTING OVER 5%
OF THE POOL PORTFOLIO**

<u>December 31, 2009</u>		
	Market Value	% of Total
FHLB	37,946,562.50	12.53%
FHLMC	50,438,713.04	16.66%
FNMA	76,894,019.75	25.39%
FFCB	28,109,120.27	9.28%
Total Fed Agencies	193,388,415.56	63.87%
OTHER PORTFOLIO INVESTMENTS	109,405,749.75	36.13%
Total Investments	302,794,165.31 *	100.00%

note: Excludes Accrued Interest Receivable

CITY POOLED PORTFOLIO

Portfolio Management
 Distribution of Investments By Type - Historic
 (By Market Values)
 In %

Investment Type	Fiscal Year Total															
	June 1998	June 1999	June 2000	June 2001	June 2002	June 2003	June 2004	June 2005	June 2006	June 2007	June 2008	June 2006	1st Qtr 2010	2nd Qtr 2010	3rd Qtr 2010	4th Qtr 2010
Money Market	0.00	0.00	0.00	0.00	0.00	0.00	0.00	0.00	0.00	0.00	12.41	12.56	9.84	3.63		
Municipal Bonds	3.06	4.59	3.92	3.25	1.30	1.00	0.79	0.68	0.60	0.49	1.76	9.21	6.50	5.88		
Certificate of Deposit	0.00	0.43	0.00	1.33	1.02	0.81	0.27	0.26	0.27	0.20	0.20	0.18	0.18	0.18		
Corporate Bonds - Coupon	2.51	7.76	5.75	22.66	13.28	14.68	6.95	6.46	5.62	5.58	14.99	14.10	10.38	9.65		
Agency CMOs/Mortgage Backed	19.77	12.36	10.90	0.03	1.66	0.55	0.19	0.09	0.04	0.00	0.00	0.00	0.00	0.00		
Federal Agency Issues - Coupon	24.59	44.01	45.19	48.60	57.48	47.80	68.59	74.65	74.65	70.76	56.14	48.56	59.28	63.87		
L.A.I.F.	8.81	9.24	0.29	19.76	9.45	16.29	14.21	5.36	0.23	0.23	13.99	12.88	13.05	16.18		
Cash	1.42	2.29	1.06	1.92	0.67	2.08	1.00	0.73	0.68	0.41	0.51	0.84	0.75	0.60		
Repurchase Agreements	25.93	10.34	25.97	0.89	10.88	8.23	4.99	8.93	15.26	17.87	0.00	0.00	0.00	0.00		
Treasury Securities	13.91	8.98	6.92	0.00	0.00	8.17	1.81	1.69	2.65	4.46	0.00	0.00	0.00	0.00		
Bank Notes	0.00	0.00	0.00	0.00	0.00	0.00	0.00	0.00	0.00	0.00	0.00	1.66	0.00	0.00		
Federal Agency Discount	0.00	0.00	0.00	0.00	1.54	0.39	1.09	0.78	0.00	0.00	0.00	0.00	0.00	0.00		
Commerical Paper - Disc (Amortizing)	0.00	0.00	0.00	0.00	0.08	0.00	0.12	0.37	0.00	0.00	0.00	0.00	0.00	0.00		
Asset Backed Securities	0.00	0.00	0.00	1.56	0.19	0.00	0.00	0.00	0.00	0.00	0.00	0.00	0.00	0.00		
Mutual Funds	0.00	0.00	0.00	0.00	0.00	0.00	0.00	0.00	0.00	0.00	0.00	0.00	0.00	0.00		
Total	100.00	100.00	100.00	100.00	97.55	100.00	100.00	100.00	100.00	100.00	100.00	100.00	100.00	100.00	100.00	0.00

Pooled Portfolio - Total Return Performance

		ML 1-3 Index	Pooled
		<u>Corp/Gov</u>	<u>Portfolio</u>
2003	1st quarter	0.866	1.129
	2nd quarter	1.105	0.862
	3rd quarter	0.490	0.570
	4th quarter	<u>0.256</u>	<u>0.370</u>
		2.717	2.931
2004	1st quarter	1.120	0.910
	2nd quarter	(1.120)	(0.570)
	3rd quarter	1.130	1.380
	4th quarter	<u>0.096</u>	<u>0.370</u>
	1.226	2.090	
2005	1st quarter	(0.278)	(0.215)
	2nd quarter	1.230	1.380
	3rd quarter	0.128	0.238
	4th quarter	<u>0.666</u>	<u>0.670</u>
	1.746	2.073	
2006	1st quarter	0.481	0.710
	2nd quarter	0.657	0.784
	3rd quarter	2.039	1.810
	4th quarter	<u>1.018</u>	<u>1.170</u>
	4.195	4.474	
2007	1st quarter	1.442	1.431
	2nd quarter	0.725	1.000
	3rd quarter	2.389	1.925
	4th quarter	<u>2.150</u>	<u>1.380</u>
	Year to date	6.706	5.736
2008	1st quarter	2.656	1.360
	2nd quarter	(0.548)	0.193
	3rd quarter	0.183	0.331
	4th quarter	<u>2.358</u>	<u>1.590</u>
	4.649	3.474	
2009	1st quarter	0.393	0.365
	2nd quarter	1.580	1.563
	3rd quarter	1.441	1.020
	4th quarter	0.370	0.450

Effective Yield	<u>Quarter</u>	<u>Current</u>
Pooled Portfolio effective yield	2.75%	2.73%
State Treasurer's LAIF yield	0.60%	0.56%
2 Year US Treasury yield	0.86%	0.90%

II. Capital Endowment Portfolio



CITY OF PASADENA
Capital Endowment Portfolio

Vicken Erganian
 City Treasurer


DECEMBER 2009

PORTFOLIO COMPLIANCE

The Treasurer's investment portfolio is in compliance with the California Government Code Section 53601 and the City's Investment Policy approved by the City Council on September 14, 2009. The holdings in the investment pool are in compliance with the current investment policy statement. Further information on compliance issues can be obtained by calling the City of Pasadena Treasurer's Office. A complete copy of the monthly investment report on the investment portfolio, including a detailed listing of each investment, is available by calling the Treasurer's office at (626)744-4422.

PORTFOLIO STRUCTURE AS OF 12/31/09

TYPE	MARKET VALUE	PERCENT
Money Market Fund	2,157,764	28.04%
Federal Agency Issues	3,017,813	39.22%
Corporate Bond	2,519,920	32.75%
TOTALS:	7,695,497	100.00%
Accrued Interest Receivable	26,084	
GRAND TOTAL:	7,721,581	



PORTFOLIO LIQUIDITY AS OF 12/31/09

Aging Interval	Par Value	Percent of Portfolio
0-30 Days	2,157,764	28.18%
31 days - 1 Year	3,500,000	45.71%
1 - 2 Years	2,000,000	26.12%
2 - 3 Years	-	0.00%
3 - 4 Years	-	0.00%
4 - 5 Years	-	0.00%
Over 5 Years	-	0.00%
TOTAL:	7,657,764	100.00%

PORTFOLIO STATISTICS

	Dec-09	Nov-09	Oct-09	Sep-09	Aug-09	Jul-09
Month-End Mkt Value	7,721,581	7,731,042	7,718,182	7,709,446	7,701,632	7,689,558
Modified Duration	0.64	0.71	0.76	0.83	0.37	0.66
Weighted Average Maturity	0.65	0.72	0.77	0.84	0.37	0.68
Yield to Maturity	1.711%	1.722%	1.722%	1.749%	1.479%	2.022%
Interest Earned	10,994	10,985	11,094	10,598	11,428	12,443
Fiscal Year To Date Interest Earned	67,542	56,548	45,563	34,469	23,871	12,443
Fair Value Change Gain/(Loss)	(20,420)	2,018	(2,208)	(1,730)	(105)	(3,868)
Fiscal Year To Date change in fair value	(26,314)	(5,894)	(7,911)	(5,703)	(3,973)	(3,868)
Total Fiscal YTD earnings	41,228	50,654	37,652	28,766	19,898	8,575

**CAPITAL ENDOWMENT
Portfolio Management
Portfolio Details - Investments
December 31, 2009**

CUSIP	Investment #	Issuer	Average Balance	Purchase Date	Par Value	Market Value	Book Value	Stated Rate	Moody's	YTM	Days to Maturity	Maturity Date
Money Market Fund												
SYS12467	12467	MERRILL LYNCH	2,157,450.29		2,157,764.19	2,157,764.19	2,157,764.19	0.180		0.182	1	
		Subtotal and Average	2,157,450.29		2,157,764.19	2,157,764.19	2,157,764.19	0.182		0.182	1	
Federal Agency Issues - Coupon												
3133XQUH3	12562	Federal Home Loan Bank		04/28/2008	1,000,000.00	1,020,937.50	1,000,000.00	3.125	Aaa	3.125	300	10/28/2010
3133XUPJ6	12685	Federal Home Loan Bank		09/09/2009	2,000,000.00	1,996,875.00	2,000,000.00	1.250	Aaa	1.250	616	09/09/2011
		Subtotal and Average	3,000,000.00		3,017,812.50	3,017,812.50	3,000,000.00			1.875	511	
Corporate Bonds - Coupon												
89233FV60	12559	TOYOTA CREDIT CORPORATION		04/28/2008	2,500,000.00	2,519,920.00	2,500,000.00	2.850	Aa1	2.850	117	04/28/2010
		Subtotal and Average	2,500,000.00		2,500,000.00	2,519,920.00	2,500,000.00			2.850	117	
		Total and Average	7,657,450.29		7,657,764.19	7,695,496.89	7,657,764.19			1.711	239	

Accrued Interest 26,084.44
Total 7,721,581.13

COMPLIANCE REPORT

Capital Endowment Portfolio
As of 12/31/08

	Diversification		Credit Quality		Maturity
	Portfolio % of total	State Gov't Code limits	Portfolio compliance	Portfolio Credit Quality per Gov Code	
Money Market Fund	28.04%	100%	In compliance	102% Collateral AAA/aaa	In compliance
Federal Agency Issues	39.21%	100%	In compliance	102% Collateral AAA/aaa	In compliance
Corporate Bonds	32.75%	30%	In compliance	A or better	In compliance
LAIF	0.00%	100%	In compliance	n/a	In compliance
Money Market	0.00%	100%	In compliance	AAA	In compliance
Agency CMOs/Mortgage Backed	0.00%	20%	In compliance	AAA/aaa	In compliance
Municipal Bonds	0.00%	100%	In compliance	A or better	In compliance
Negotiable CDs	0.00%	30%	In compliance	Collateralized	In compliance
Treasury Securities	0.00%	100%	In compliance	AAA/aaa	In compliance
	100.00%				

Portfolio Value 7,721,581

**INVESTMENTS IN ISSUERS REPRESENTING OVER 5%
OF THE CAPITAL ENDOWMENT PORTFOLIO**

	<u>December 31, 2009</u>	
	Market Value	% of Total
FHLB	3,017,812.50	39.22%
FHLMC	-	0.00%
FNMA	-	0.00%
Total Fed Agencies	3,017,812.50	39.22%
OTHER PORTFOLIO INVESTMENTS	4,677,684.19	60.78%
Total Investments	7,695,496.69 *	100.00%

note: Excludes Accrued Interest Receivable

III. Power Reserve Portfolio



CITY OF PASADENA
Power Reserve Portfolio

Vicken Erganian
City Treasurer


DECEMBER 2009

PORTFOLIO COMPLIANCE

The Treasurer's investment portfolio is in compliance with the California Government Code Section 53601 and the City's Investment Policy approved by the City Council on September 14, 2009. The holdings in the investment pool are in compliance with the current investment policy statement. Further information on compliance issues can be obtained by calling the City of Pasadena Treasurer's Office. A complete copy of the monthly investment report on the investment portfolio, including a detailed listing of each investment, is available by calling the Treasurer's office at (626)744-4422.

PORTFOLIO STRUCTURE AS OF 12/31/09

TYPE	MARKET VALUE	PERCENT
Money Market Fund	234,736	0.38%
Federal Agencies	60,418,212	97.61%
L.A.I.F.	191,509	0.31%
Corporate Bonds	1,055,696	1.71%
TOTALS:	61,900,153	100.00%
Accrued Interest Receivable	293,301	
GRAND TOTAL:	62,193,454	



PORTFOLIO LIQUIDITY AS OF 12/31/09

Aging Interval	Par Value	Percent of Portfolio
0 - 30 days	426,245	0.69%
31 days - 1 Year	-	0.00%
1 - 2 Years	8,000,000	12.93%
2 - 3 Years	29,200,000	47.21%
3 - 4 Years	4,000,000	6.47%
4 - 5 Years	20,230,000	32.70%
Over 5 Years	-	0.00%
TOTAL:	61,856,245	100.00%

PORTFOLIO STATISTICS

	Dec-09	Nov-09	Oct-09	Sep-09	Aug-09	Jul-09
Month-End Mkt Value	62,193,454	62,458,355	64,601,363	61,956,665	61,597,308	61,128,899
Modified Duration	2.90	2.64	2.08	2.19	3.37	3.31
Weighted Average Maturity	3.08	2.96	2.20	3.85	3.72	4.17
Yield to Maturity	2.330%	2.235%	1.749%	2.921%	2.994%	3.420%
Interest Earned	108,934	104,676	132,281	146,269	153,388	158,333
Fiscal Year To Date Interest Earned	803,881	694,947	590,271	457,990	311,721	158,333
Fair Value Change Gain/(Loss)	(372,697)	152,501	111,623	143,486	384,633	78,973
Fiscal Year To Date change in fair value	498,519	871,217	718,715	607,092	463,606	78,973
Total Fiscal YTD earnings	1,302,400	1,566,163	1,308,986	1,065,082	775,326	237,306

note: The June 2009 monthly was overstated by \$33,643.31 which is the L.A.I.F. Interest received on 7/15/2009

POWER RESERVE FUND
Portfolio Management
Portfolio Details - Investments
December 31, 2009

CUSIP	Investment #	Issuer	Average Balance	Purchase Date	Par Value	Market Value	Book Value	Stated Rate	Moody's	YTM 365	Days to Maturity	
LAIF												
SYS8184	6184	Local Agency Investment Fund	191,508.64		191,508.64	191,508.64	191,508.64	0.600		0.600	1	
		Subtotal and Average	191,508.64		191,508.64	191,508.64				0.600	1	
Money Market Fund												
SYS12458	12458	MERRILL LYNCH	234,736.35		234,736.35	234,736.35	234,736.35	0.160		0.162	1	
		Subtotal and Average	234,736.35		234,736.35	234,736.35				0.162	1	
Federal Agency Issues - Coupon												
3128XCG3	12881	FED HOME LOAN MORTGAGE CORP		08/02/2009	3,000,000.00	3,006,015.00	3,000,000.00	1.750	Aaa	1.750	609	
3133XVNG2	12704	Federal Home Loan Bank		12/02/2009	5,000,000.00	4,984,375.00	5,000,000.00	1.250	Aaa	1.250	700	
3133XUJF2	12682	Federal Home Loan Bank		08/18/2009	3,500,000.00	3,517,500.00	3,493,737.37	1.600	Aaa	1.698	777	
3128XBJB9	12630	FED HOME LOAN MORTGAGE CORP		02/17/2009	5,000,000.00	5,010,410.00	4,999,290.74	2.450	Aaa	2.457	777	
31388AVS8	12638	FED NATIONAL MORTGAGE ASSN		03/05/2009	3,000,000.00	3,011,250.00	3,001,359.88	2.500	Aaa	2.478	781	
31388AVX7	12641	FED NATIONAL MORTGAGE ASSN		03/19/2009	3,000,000.00	3,014,062.50	3,000,000.00	2.500	Aaa	2.500	808	
31331GSS8	12649	Federal Farm Credit Bank		04/09/2009	3,000,000.00	3,014,062.50	2,999,545.56	2.200	Aaa	2.207	829	
3133XVYP0	12709	Federal Home Loan Bank		12/22/2009	800,000.00	791,750.00	800,000.00	1.330	Aaa	1.330	903	
31331GZ36	12702	Federal Farm Credit Bank		11/02/2009	5,000,000.00	4,984,375.00	4,997,650.97	1.550	Aaa	1.569	930	
31388AZQ8	12694	FED NATIONAL MORTGAGE ASSN		10/29/2009	2,400,000.00	2,400,631.20	2,400,000.00	1.875	Aaa	1.875	1,032	
3133F4JC6	12709	FED HOME LOAN MORTGAGE CORP		11/05/2009	2,500,000.00	2,484,477.50	2,500,000.00	1.000	Aaa	1.251	1,049	
31331GS26	12687	Federal Farm Credit Bank		09/28/2009	4,000,000.00	3,998,860.00	3,998,129.82	2.350	Aaa	2.363	1,361	
3128X8WF5	12652	FED HOME LOAN MORTGAGE CORP		04/23/2009	5,000,000.00	4,997,600.00	5,000,000.00	3.000	Aaa	3.000	1,571	
3133XTLW4	12656	Federal Home Loan Bank		05/12/2009	3,000,000.00	2,991,562.50	3,000,000.00	3.050	Aaa	3.050	1,592	
3128X8L34	12663	FED HOME LOAN MORTGAGE CORP		08/09/2009	5,000,000.00	5,029,805.00	4,997,780.96	3.000	Aaa	3.011	1,620	
3133XVJD4	12700	Federal Home Loan Bank		11/18/2009	5,000,000.00	4,975,000.00	4,968,779.86	2.000	Aaa	3.598	1,782	
3136FJZW4	12712	FED NATIONAL MORTGAGE ASSN		12/30/2009	2,230,000.00	2,204,215.63	2,230,000.00	2.500	Aaa	3.066	1,824	
		Subtotal and Average	57,774,978.24		60,430,000.00	60,413,951.83	60,416,274.36			2.338	1,139	
Corporate Bonds - Coupon												
3696ZGZL7	12699	GE CAPITAL		10/27/2009	1,000,000.00	1,053,335.00	1,050,735.33	5.000	Aaa	2.880	890	
		Subtotal and Average	1,051,604.60		1,000,000.00	1,053,335.00	1,050,735.33			2.980	830	

POWER RESERVE FUND
Portfolio Management
Portfolio Details - Investments
December 31, 2009

CUSIP	Investment #	Issuer	Average Balance	Purchase Date	Par Value	Market Value	Book Value	Stated Rate	Moody's	YTM	Days to 365 Maturity
Total and Average			61,871,355.82		61,858,244.99	61,893,531.82	61,893,254.98			2.330	1,128

POWER RESERVE FUND
Portfolio Management
Portfolio Details - Cash
December 31, 2009

CUSIP	Investment #	Issuer	Average Balance	Purchase Date	Par Value	Market Value	Book Value	Stated Rate	Moody's	YTM 365	Days to Maturity
		Average Balance	0.00		6,620.84	6,620.84	6,620.84				0
		Accrued Interest at Purchase			6,620.84	6,620.84	6,620.84				
		Subtotal			61,856,244.99	61,900,152.66	61,869,875.52			2.330	1,126
		Total Cash and Investments	61,871,355.82								
		Accrued Interest			293,301.01						
		Total			62,193,453.67						

COMPLIANCE REPORT

Power Reserve Portfolio
As of 12/31/09

		Diversification		Credit Quality		Maturity
	Portfolio % of total	State Gov't Code limits	Portfolio compliance	Portfolio Credit Quality	Credit Quality per Gov Code	Portfolio compliance
Money Market Fund	0.38%	100%	In compliance	102% Collateral	102% Collateral	In compliance
Federal Agency Issues	97.61%	100%	In compliance	AAA/Aaa	AAA/aaa	In compliance
LAIF	0.31%	100%	In compliance	n/a	n/a	In compliance
Corporate Bonds	1.71%	30%	In compliance	AA	A or better	In compliance
Money Market	0.00%	100%	In compliance	AAA	AAA	In compliance
Agency CMOs/Mortgage Backed	0.00%	20%	In compliance	AAA/Aaa	AAA/aaa	In compliance
Municipal Bonds	0.00%	100%	In compliance	AAA/Aaa	A or better	In compliance
Negotiable CDs	0.00%	30%	In compliance	n/a	Collateralized	In compliance
Treasury Securities	0.00%	100%	In compliance	AAA/Aaa	AAA/aaa	In compliance
	100.00%					

Portfolio Value 62,193,454

**INVESTMENTS IN ISSUERS REPRESENTING OVER 5%
OF THE POWER RESERVE PORTFOLIO**

<u>December 31, 2009</u>		
	<u>Market Value</u>	<u>% of Total</u>
FHLB	17,260,343.06	27.88%
FNMA	10,630,159.33	17.17%
FHLMC	20,528,307.50	33.16%
FFCB	11,999,401.67	19.39%
Total Fed Agencies	60,418,211.56	97.61%
OTHER PORTFOLIO INVESTMENTS	1,481,941.10	2.39%
Total Investments	61,900,152.66 *	100.00%

note: Excludes Accrued Interest Receivable

Power Reserve Portfolio - Total Return performance

		ML 1-3 Index	Power
		<u>Corp/Govt</u>	<u>Reserve</u>
2003	1st quarter	1.570	1.250
	2nd quarter	2.590	1.260
	3rd quarter	0.110	0.560
	4th quarter	<u>(0.056)</u>	<u>0.870</u>
		4.214	3.940
2004	1st quarter	2.580	1.680
	2nd quarter	(2.730)	(1.250)
	3rd quarter	2.650	2.340
	4th quarter	<u>0.248</u>	<u>0.660</u>
		2.748	3.430
2005	1st quarter	(1.213)	(0.125)
	2nd quarter	2.380	2.250
	3rd quarter	(0.624)	(0.020)
	4th quarter	<u>0.438</u>	<u>0.510</u>
		0.981	2.615
2006	1st quarter	(0.305)	0.250
	2nd quarter	0.297	0.450
	3rd quarter	3.172	2.756
	4th quarter	<u>1.020</u>	<u>1.085</u>
		4.184	4.541
2007	1st quarter	1.757	1.726
	2nd quarter	(0.088)	0.441
	3rd quarter	3.047	2.833
	4th quarter	<u>2.940</u>	<u>1.960</u>
	Year to date	7.656	6.960
2008	1st quarter	3.080	1.500
	2nd quarter	(1.660)	0.493
	3rd quarter	(0.770)	0.580
	4th quarter	<u>3.960</u>	<u>1.110</u>
		4.610	3.683
2009	1st quarter **	0.393	0.488
	2nd quarter	1.580	1.106
	3rd quarter	1.441	1.740
	4th quarter	0.370	0.380

Effective Yield	<u>Quarter</u>	<u>Current</u>
Power Reserve effective yield	3.96%	3.93%
State Treasurer's LAIF yield	0.60%	0.56%
2 Year Treasury yield	0.86%	0.90%

** Index has been changed to ML 1-3 Corp/Govt beginning 1st quarter of 2009

IV. Miscellaneous Portfolios

Miscellaneous Funds
December, 2009

Fund	Yield	Maturity	Face Value	Cost Per Book	Market Value
<u>PCDC</u>					
FHLB 3133XQUH3 (12561)	3.125%	10/28/2010	\$1,000,000.00	\$1,000,000.00	\$1,020,937.50
FHLB 3128X8EL2 (12622)	2.200%	1/20/2012	\$2,000,000.00	\$2,000,000.00	\$2,026,974.00
FNMA 31398A VS8(12639)	2.500%	3/2/2012	\$2,000,000.00	\$2,000,906.45	\$2,007,500.00
FNMA 31398A VY5(12644)	2.125%	4/15/2011	\$3,000,000.00	\$3,000,000.00	\$3,013,125.00
FHLB 31398AVY5 (12657)	3.050%	5/12/2014	\$2,000,000.00	\$2,000,000.00	\$1,994,375.00
FNMA 31398AZK1 (12691)	2.050%	10/19/2012	\$2,500,000.00	\$2,500,000.00	\$2,494,531.25
FHLB 3133XVYP0(12708)	1.330%	6/22/2012	\$2,000,000.00	\$2,000,000.00	\$1,979,375.00
LAIF	1.510%	12/1/2008	<u>\$10,466,581.50</u>	<u>\$10,466,581.50</u>	<u>\$10,466,581.50</u>
SUB-TOTAL			\$24,966,581.50	\$24,967,487.95	\$25,003,399.25
Money Mkt	0.162%	12/1/2009	<u>\$6,494,558.27</u>	<u>\$6,494,558.27</u>	<u>\$6,494,558.27</u>
TOTAL:			<u>\$31,461,139.77</u>	<u>\$31,462,046.22</u>	<u>\$31,497,957.52</u>
Weighted Average Maturity = 1.36					
<u>CFD</u>					
GIC w/Westdeutsche Landesbank (Collateralized thru Wells Fargo Bank)	5.730%	12/1/2025	\$1,329,066.80	\$1,329,066.80	\$1,329,066.80
Money Mkt	0.162%	12/1/2009	<u>\$44,077.46</u>	<u>\$44,077.46</u>	<u>\$44,077.46</u>
TOTAL:			<u>\$1,373,144.26</u>	<u>\$1,373,144.26</u>	<u>\$1,373,144.26</u>
Weighted Average Maturity = 15.48					

Miscellaneous Funds
December, 2009

Fund	Yield	Maturity	Face Value	Cost Per Book	Market Value
<u>2003 ELECTRIC RESERVE FUND</u>					
Money Mkt	0.162%	12/1/2009	\$0.00	\$0.00	\$0.00
Weighted Average Maturity = 1 day			\$0.00	\$0.00	\$0.00
<u>1992 BOND LITIGATION RESERVE</u>					
Money Mkt	0.162%	12/1/2009	\$74,588.69	\$74,588.69	\$74,588.69
Weighted Average Maturity = 1 day					
<u>1976 ESCHEATMENT</u>					
Money Mkt	0.162%	12/1/2009	\$46,965.87	\$46,965.87	\$46,965.87
FHLB 3133XVYP0	1.330%	6/22/2012	\$600,000.00	\$600,000.00	\$593,812.50
Weighted Average Maturity = 2.29			\$646,965.87	\$646,965.87	\$640,778.37
<u>2005 EQUIPMENT LEASE FINANCING</u>					
Community Bank Deposit A/C 141417774	0.549%	12/1/2009	\$474,582.16	\$474,582.16	\$474,582.16
Weighted Average Maturity = 1 day			\$474,582.16	\$474,582.16	\$474,582.16
<u>2007 Water Revenue Construction Fund*</u>					
Money Mkt	0.162%	12/1/2009	\$0.00	\$0.00	\$0.00
Weighted Average Maturity = 1 day			\$0.00	\$0.00	\$0.00

Miscellaneous Funds
December, 2009

Fund	Yield	Maturity	Face Value	Cost Per Book	Market Value
<u>2002 Electric Revenue Reserve Fund</u>					
FHLMC 3128X8MY5	3.250%	3/3/2014	\$5,250,000.00	\$5,232,476.67	\$5,262,789.00
Money Mkt	0.162%	12/1/2009	\$13,239.23	\$13,239.23	\$13,239.23
Weighted Average Maturity = 4.16			\$5,263,239.23	\$5,245,715.90	\$5,276,028.23
<u>2008 Electric Revenue Project Fund</u>					
Money Mkt	0.162%	12/1/2009	\$2,618,582.61	\$2,618,582.61	\$2,618,582.61
LALF	1.510%	6/1/2009	\$1,387,290.64	\$1,387,290.64	\$1,387,290.64
Weighted Average Maturity = 1 day			\$4,005,873.25	\$4,005,873.25	\$4,005,873.25
<u>2008 Electric Revenue Cost of Issuance</u>					
Money Mkt	0.162%	12/1/2009	\$8,351.19	\$8,351.19	\$8,351.19
Weighted Average Maturity = 1 day			\$8,351.19	\$8,351.19	\$8,351.19
<u>2008 B Prepayment Account(Capital Project Expenditures)</u>					
Money Mkt	0.162%	12/1/2009	\$120,384.97	\$120,384.97	\$120,384.97
Weighted Average Maturity = 1 day			\$120,384.97	\$120,384.97	\$120,384.97
<u>2009 Electric Revenue Cost of Issuance</u>					
Money Mkt	0.162%	12/1/2009	\$111,335.17	\$111,335.17	\$111,335.17
Weighted Average Maturity = 1 day			\$111,335.17	\$111,335.17	\$111,335.17
GRAND TOTAL:					\$43,583,023.81

V. Investments Held by Trustees

**Schedule of Funds Held by Trustee
CITY OF PASADENA
For Period Ending 12/31/2009**

Trustee/Officer Maturity Date	Issue Name Investment	\$ Amount Shares/Par Value	Cost	Market Value	Maturity Date	% Yld
BNY Mark Golder (213) 630-6418	Pasadena Electric Bond 2009A Escrow Account #281752 Cash Total	0.00	0.00	0.00	01/01/10	0.00%
SunTrust Bank Charles Henderson (804)782-7087	2009 Equipment/Aircraft Lease Escrow Account Number 7930786-Equipmnet ST Leasing-Corp Agency Only-Now DDA LTD Use Acct FDIC Insd Cusip: 990002560 Principal Cash	2,418,346.77	2,418,346.77	2,418,346.77	01/01/10	0.25%
Matthee Ward (804)782-7182	Escrow Account Number 7930787-Aircraft ST Leasing-Corp Agency Only-Now DDA LTD Use Acct FDIC Insd Cusip: 990002560 Principal Cash Total	2,119,649.49	2,119,649.49	2,119,649.49	01/01/10	0.25%
Wellis Fargo Bank Robert Schneider (213)614-3353 Jane Thang (213)614-5464	PPFA(Passo Colorado Parking Facilities) 2008 Bond Fund Account #23200100 Well Fargo Advantage Government Money Market Service Cash Reserve Fund Account #23200101 Well Fargo Advantage Government Money Market Service Federal Home Ln Mfg Corp Cusp 3128X8WFS Cost of Issuance Fund Account #23200103 Well Fargo Advantage Government Money Market Service Total	10,167.40	10,167.40	10,167.40	01/01/10	0.01%
		381.50	381.50	381.50		0.00%
		2,000,000.00	2,000,000.00	1,999,040.00	04/21/14	3.00%
		2,010,167.40	2,010,548.90	2,009,588.90		0.00%
BNY Mark Golder (213) 630-6418	Pasadena 2008C COPS Reserve Account #281635 Goldman Fin. Sq. Tr. Prime Obligation #463 Goldman Fin. Sq. Tr. Prime Obligation #463 Base Rental Fund #281744 Goldman Fin. Sq. Tr. Prime Obligation #463 Interest Fund # 281748 Goldman Fin. Sq. Tr. Prime Obligation #463 Goldman Fin. Sq. Tr. Prime Obligation #463 Total	5,004,657.44	5,004,657.44	5,004,657.44	01/01/10	0.01%
		51,007.63	51,007.63	50,918.20	01/01/10	0.01%
		0.00	0.00	0.00	01/01/10	0.01%
		0.00	0.00	0.00	01/01/10	0.01%
		5,055,665.07	5,055,665.07	5,055,575.64	01/01/10	0.01%

Schedule of Funds Held by Trustee
 CITY OF PASADENA
 For Period Ending 12/31/2009

Trustee/Officer Maturity Date	Issue Name Investment	\$ Amount Shares/Par Value	Cost	Market Value	Maturity Date	% Yld
	Pasadena 2008B COPS					
BNY	Cost of Issuance Fund # 281739					
Mark Golder (213) 630-6418	Cash	0.55	0.55	0.55	01/01/10	0.00%
	Interest Fund # 281740					
	Goldman Fin. Sq. Tr. Prime Obligation #463	15.22	15.22	15.22	01/01/10	0.01%
	Base Rental Fune #281742					
	DREYFUS Treasury Prime Cash Mgmt Cusip S99991620	-	-	-	01/01/10	0.00%
	Reserve Fund #281207					
	Goldman Fin. Sq. Tr. Prime Obligation #463	1,218,321.18	1,218,321.18	1,218,321.18	01/01/10	0.01%
	Goldman Fin. Sq. Tr. Prime Obligation #463	70,893.46	70,893.46	70,893.46	01/01/10	0.01%
	Total	1,289,230.41	1,289,230.41	1,289,230.41		
	Pasadena 2008A COPS					
BNY	Interest Fund #281733					
Mark Golder (213) 630-6418	Goldman Fin. Sq. Tr. Prime Obligation #463	81.87	81.87	81.87	01/01/10	0.01%
	Bank of America CUS: S86494570	1.00	1.00	-	04/16/10	0.00%
	Cost of Issue Fund # 281737					
	Goldman Fin. Sq. Tr. Prime Obligation #463	8.64	8.64	8.64	01/01/01	0.01%
	Total	91.51	91.51	90.51		
	Pasadena Electric Revenue 2008					
BNY	Bond Fund Account#281628					
Mark Golder (213) 630-6418	Financial Guaranty Insurance Policy#D-2008-49 issued by Assured Guaranty on 2/14/08 Cusip: S86965710	1.00	1.00	0.00	06/01/37	0.00%
	Pasadena Water Revenue 2007					
BNY	Debt Service Fund Account#281661					
Mark Golder (213) 630-6418	FSA Insurance Policy #208502=N \$21,500,000 Due 6/1/36 Parity Reserve Account# 281662	1.00	1.00	0.00	06/01/36	0.00%
	FSA Investment Agmt#00883-A Cus:S86881430	1,289,550.51	1,289,550.51	1,289,550.51	05/29/36	5.20%
	Goldman Fin. Sq. Tr. Prime Obligation #463	0.37	0.37	0.37	01/01/10	0.01%
	Total	1,289,551.88	1,289,551.88	1,289,550.88		

Schedule of Funds Held by Trustee
CITY OF PASADENA
 For Period Ending 12/31/2009

Trustee/Officer Maturity Date	Issue Name Investment	\$ Amount Shares/Par Value	Cost	Market Value	Maturity Date	% Yld
	Pasadena Conf Ctr 2006AB					
BNY	Certificate Fund #281711					
Mark Golder (213) 630-6418	Goldman Fin. Sq. Tr. Prime Obligation #463	1,289,625.97	1,289,625.97	1,289,625.97	01/01/01	0.01%
	Goldman Fin. Sq. Tr. Prime Obligation #463	3,711.83	3,711.83	3,711.83	01/01/01	0.01%
	Base Rent 2006A #281715					
	AMBAC Insurance Pol#25713BE for \$27,139,972.15	1.00	1.00	0.00	02/01/23	0.00%
	DTD 9/7/06 Due 2/1/23 Cus: S86692630					
	Reserve Fund#281722					
	Goldman Fin. Sq. Tr. Prime Obligation #463	10,891,202.15	10,891,202.15	10,891,202.15	01/01/10	0.01%
	Goldman Fin. Sq. Tr. Prime Obligation #463	796,514.00	796,514.00	796,514.00	01/01/10	0.01%
	Rebate Fund#281726					
	Goldman Fin. Sq. Tr. Prime Obligation #463	1,500,000.00	1,500,000.00	1,500,000.00	01/01/10	0.01%
	Goldman Fin. Sq. Tr. Prime Obligation #463	78,236.67	78,236.67	78,236.67	01/01/10	0.01%
	Prepayment #281735					
	Goldman Fin. Sq. Tr. Prime Obligation #463	0.00	0.00	0.00	01/01/10	0.00%
	Total	14,559,291.62	14,559,291.62	14,559,290.62		
	Pasadena PFA 2006 Villa Parke/Fair Oaks/Lake Wash					
BNY	Revenue Fund #280703					
Mark Golder (213) 630-6418	Goldman Fin. Sq. Tr. Prime Obligation #463	76.49	76.49	76.49	01/01/10	0.01%
	Total	\$76.49	\$76.49	\$76.49		
	2006 Refunding Fair Oaks TABS					
BNY	Reserve Fund #281116					
Mark Golder (213) 630-6418	Federal Home LN BKS 5.32%, Cusip: 3133XJU71	236,000.00	236,000.00	236,958.75	02/08/12	5.32%
	Goldman Fin. Sq. Tr. Prime Obligation #463	4,282.50	4,282.50	4,282.50	01/01/10	0.01%
	Goldman Fin. Sq. Tr. Prime Obligation #463	6,279.85	6,279.85	6,279.85	01/01/10	0.01%
	Total	\$246,562.35	\$246,562.35	\$247,521.10		
	2006 Rfndng Lake/Wash TABS					
BNY	Expense Fund #281119					
Mark Golder (213) 630-6418	Goldman Fin. Sq. Tr. Prime Obligation #463	30.51	30.51	30.51	01/01/10	0.00%
	Reserve Fund #281124					
	Federal Home LN BKS 5.32%, Cusip: 3133XJU71	80,500.00	80,500.00	80,827.03	02/08/12	5.32%
	Goldman Fin. Sq. Tr. Prime Obligation #463	0.01	0.01	0.01	01/01/10	0.01%
	Goldman Fin. Sq. Tr. Prime Obligation #464	2,141.75	2,141.75	2,141.75	01/01/10	0.01%
	Total	\$82,672.27	\$82,672.27	\$82,999.30		

Schedule of Funds Held by Trustee
CITY OF PASADENA
For Period Ending 12/31/2009

Trustee/Officer Maturity Date	Issue Name Investment	\$ Amount Shares/Par Value	Cost	Market Value	Maturity Date	% Yld
BNY Mark Golder (213) 630-6418	2006 Villa/Pearke TABS Reserve Fund #281132 Goldman Fin. Sq. Tr. Prime Obligation #463 Goldman Fin. Sq. Tr. Prime Obligation #464 Special Fund #281134 Goldman Fin. Sq. Tr. Prime Obligation #463 Goldman Fin. Sq. Tr. Prime Obligation #463 Total	8,784.21 2.00 7.35 9,783.29 \$18,576.85	8,784.21 2.00 7.35 9,783.29 \$18,576.85	8,784.21 2.00 7.35 9,783.29 \$18,576.85	01/01/10 01/01/10 01/01/10 01/01/10	0.01% 0.01% 0.01% 0.01%
BNY Mark Golder (213) 630-6418	Pasadena 2006 TABS (Townhouse) Reserve Account #281361 Goldman Fin. Sq. Tr. Prime Obligation #463 Federal Home Ln Bks; Cus:3133XJU71 Total	5,147.21 193,500.00 \$198,647.21	5,147.21 193,500.00 \$198,647.21	5,147.21 194,286.09 \$199,433.30	01/01/10 02/08/12	0.01% 5.32%
Deutsche Bank (415) 617-2872	Pasadena 2006 Variable & Lease Revenue Bonds Interest Fund Account #1152 (\$8423.3) ICT-Treasury Portfolio Cash Principal Fund Account (\$8423.4) Fin SQ Gov Fund Srv Cusip: 38141W257	9,538.52 1.51	9,538.52 1.51	9,538.52 1.51	01/01/10 01/01/10	0.01% 0.00%
BNY Mark Golder (213) 630-6418	Bond Reserve Fund Account #1155 (\$8423.6) Federal Home Loan Mtg Corp Cusip: 3128X8WFS ICT-Treasury Portfolio Cusip: 461473209 Total	\$ 3,700,000.00 \$ 33,235.29 \$ 3,742,775.32	\$ 3,700,000.00 \$ 33,235.29 \$ 3,742,775.32	\$ 3,698,224.00 \$ 33,235.29 \$ 3,740,999.32	04/21/14 01/01/10	3.00% 0.04%
BNY Mark Golder (213) 630-6418	Pasadena Tax Pension 2004 Bond Bond Fund Account #281703 Goldman Fin. Sq. Tr. Prime Obligation #463 Goldman Fin. Sq. Tr. Prime Obligation #463 Total	\$ 2,495,869.43 \$ 4,142.34 \$ 2,500,011.77	\$ 2,495,869.43 \$ 4,142.34 \$ 2,500,011.77	\$ 2,495,869.43 \$ 4,142.34 \$ 2,500,011.77	01/01/10 01/01/10	0.01% 0.01%
City of Pasadena Vic Erganian (626) 744-4422 BNY Mark Golder (213) 630-6418	Pasadena Electric Revenue 2003 Bond Fund Account #281625 Financial Security Assurance Insurance Policy Policy #201570-N Dated 8/21/03 \$9,905,000 Total	N/A 0.00	N/A 0.00	N/A 0.00	05/01/22	

Schedule of Funds Held by Trustee
 CITY OF PASADENA
 For Period Ending 12/31/2009

Trustee/Officer Maturity Date	Issue Name Investment	\$ Amount Shares/Par Value	Cost	Market Value	Maturity Date	% Yld
BNY Mark Golder (213) 630-6418	Pasadena Water Revenue 2003 Parity Reserve Account #281651 Bank of America Investment Cus:S86881440 Goldman Fin. Sq. Tr. Prime Obligation #463 Debt Service Fund Account #281652 FGIC Insurance Policy #0301090, Dated 8/21/03 \$47,425,000 Orig Issuance, CUS S86901890 Total	3,390,131.76 1.05 N/A 3,390,132.81	3,390,131.76 1.05 N/A 3,390,132.81	3,390,131.76 1.05 N/A 3,390,132.81	06/01/33 01/01/10 06/01/33	5.56% 0.01%
BNY Mark Golder (213) 630-6418	Pasadena City Hall/Park 2003 Redemption Account #281633 Goldman Fin. Sq. Tr. Prime Obligation #463 Certificate Account #281634 Goldman Fin. Sq. Tr. Prime Obligation #463 Goldman Fin. Sq. Tr. Prime Obligation #463 Total	0.00 2,858,450.34 332,469.12 \$3,190,919.46	0.00 2,858,450.34 332,469.12 \$3,190,919.46	0.00 2,858,450.34 332,469.12 \$3,190,919.46	06/01/22 01/01/10 01/01/10	0.00% 0.01% 0.01%
BNY Mark Golder (213) 630-6418	Pasadena Electric Revenue 2002 Bond Fund Account #281620 MBIA Ins. Policy #38581 8/6/02 \$82,320,000; Maturity 06/01/22 Parity Reserve Account #281621 MBIA Debt Service Surety Bond #27359 (2) \$5,662,619.95 ; Maturity 08/01/024	N/A 2,442,497.54 1.00 2,170,000.00 83,636.49 \$4,696,135.03	N/A 2,442,497.54 1.00 2,170,000.00 83,636.49 \$4,696,135.03	N/A 2,442,497.54 0.00 2,144,909.38 83,636.49 \$4,671,043.41	06/01/22 08/01/24 01/01/10 01/01/10 12/30/14 01/01/10	0.01% 0.00% 2.52% 0.01%
BNY Mark Golder (213) 630-6418	Pasadena 2001 COPS Capital Improvements Lease Payments Account #281602 Goldman Fin. Sq. Tr. Prime Obligation #463 MBIA Ins. Policy #37169 1/8/02 \$2,330,000; Maturity 01/01/09; Cus:S86762130 Reserve Account #281603 Federal Home Ln Banks Cus:3133XSY93 Goldman Fin. Sq. Tr. Prime Obligation #463 Total	280,000.00 13.03 86.97	280,000.00 13.03 86.97	279,865.60 13.03 86.97	04/21/14 01/01/10 01/01/10	3.00% 0.01% 0.01%

Schedule of Funds Held by Trustee
 CITY OF PASADENA
 For Period Ending 12/31/2009

Trustee/Officer Maturity Date	Issue Name Investment	\$ Amount Shares/Par Value	Cost	Market Value	Maturity Date	% Yld
	Villa Parke Reserve Account #281453					
	Federal Home LN Mfg Corp Cusip: 3128X8WF5	180,000.00	180,000.00	179,913.60	04/21/14	3.00%
	Goldman Fin. Sq. Tr. Prime Obligation #463	1,388.21	1,388.21	1,388.21	01/01/10	0.01%
	Goldman Fin. Sq. Tr. Prime Obligation #463	11.79	11.79	11.79	01/01/10	0.01%
	Pasadena PFA Revenue Account #281454					
	Goldman Fin. Sq. Tr. Prime Obligation #463	270.00	270.00	270.00	01/01/10	0.01%
	Goldman Fin. Sq. Tr. Prime Obligation #463	14,576.51	14,576.51	14,576.51	01/01/10	0.01%
	Pasadena PFA Surplus Account #281457					
	Goldman Fin. Sq. Tr. Prime Obligation #463	175,806.25	175,806.25	175,806.25	01/01/10	0.01%
	Total	652,152.76	652,152.76	651,931.96		
	Pasadena Pension Ser99A					
	Bond Fund Account #281381					
	FCAR Owner Trust Disc C/P Cusip 3024A1EH2	10,498,000.00	10,479,267.37	10,486,324.12	05/17/10	0.44%
	Goldman Fin. Sq. Tr. Prime Obligation #463	31.68	31.68	31.68	01/01/10	0.01%
	MBI Ins. Pol. #16660BE, AMBAC Assurance Corp.	N/A	N/A	N/A	08/05/99	
	Interest Payment Account #281382					
	Goldman Fin. Sq. Tr. Prime Obligation #463	0.52	0.52	0.52	01/01/10	0.01%
	Total	\$10,498,032.20	\$10,479,299.57	\$10,486,356.32		
	Pass Elec RFDG '98					
	Bond Fund Acct #281366					
	MBIA Fin Guaranty Ins Pol#27359(1) Cusip: S86279050	1.00	1.00	0.00	08/01/24	0.00%
	Parity RSV #281367	1.00	0.00	0.00	08/01/24	0.00%
	MBIA D/S Rsv Sur Bnd#27359(2) 5.662,619.95	2.00	1.00	0.00		
	Total	2.00	1.00	0.00		
	1993 Refunding & Cap.					
	Base Rent #281136					
	Goldman Fin. Sq. Tr. Prime Obligation #463	617,684.35	617,684.35	617,684.35	01/01/10	0.01%
	Goldman Fin. Sq. Tr. Prime Obligation #464	17.30	17.30	17.30	01/01/10	0.01%
	Rebate #281142					
	Goldman Fin. Sq. Tr. Prime Obligation #463	7.54	7.54	7.54	01/01/10	0.00%
	Certificate Reserve #281143					
	Federal Farm Cr Bks Cons Cusip: 31331GZS1	3,500,000.00	3,504,375.00	3,483,593.75	07/14/14	3.23%
	Goldman Fin. Sq. Tr. Prime Obligation #463	335,755.82	335,755.82	335,755.82	01/01/10	0.01%
	Total Funds	\$4,453,465.01	\$4,457,840.01	\$4,437,058.76		

Schedule of Funds Held by Trustee
 CITY OF PASADENA
 For Period Ending 12/31/2009

Trustee/Officer Maturity Date	Issue Name Investment	\$ Amount Shares/Par Value	Cost	Market Value	Maturity Date	% Ytd
BNY Mark Golder (213) 630-6418	93 Old Pasa Pkng Rfndg Reserve Fund 281147 Goldman Fin. Sq. Tr. Prime Obligation #463 Transamerica GIC #79165 \$2,238,536.00 ;Cus: S86880400	79,206.63 2,225,312.50 \$2,304,519.13	79,206.63 2,225,312.50 \$2,304,519.13	79,206.63 2,225,312.50 \$2,304,519.13	01/01/10 1/1/18	0.01% 7.00%
	Total					
BNY Mark Golder (213) 630-6418	1987 Los Robles Base Rent #060755 Goldman Fin. Sq. Tr. Prime Obligation #463 Goldman Fin. Sq. Tr. Prime Obligation #463 Reserve Fund #060757 Federal Home Ln Mtg Corp Cusip. 3128X8WFS L/C Account #060758 BONY/CSTRS Irr. L/C #S00043502/STRS-41 \$17,664,167	0.01 0.36	0.01 0.36	0.01 0.36	01/01/10 01/01/10 04/21/14 11/01/12	0.01% 0.01% 3.00%
	Total					
SCPPA Yolly Pantig (213) 367-3074	SCPPA Investments SCPPA Project Stabilization Fund Fidelity Instl Prime Cusp S99991780 Federal National Mtg Assn Cusp 3136FHZ24	3,067,948.41 2,070,000.00 \$5,137,948.41	3,067,948.41 2,070,000.00 \$5,137,948.41	3,067,948.41 2,083,584.38 \$5,151,532.79	01/01/10 07/29/14	0.00% 3.05%
Inv. Approved by Sanwa	TOTAL FUND BALANCE	\$72,554,623.59	\$72,540,646.46	\$72,513,140.36		