

Agenda Report

June 21, 2010

TO: Honorable Mayor and City Council

THROUGH: Finance Committee (June 14, 2010)

FROM: Director of Finance

SUBJECT: SCHEDULE OF TAXES, FEES AND CHARGES

RECOMMENDATION:

It is recommended that the City Council reject all scheduled rate increases reflected in the attached Schedule of Taxes, Fees and Charges.

**ADVISORY COMMISSION/BOARD/CITY COUNCIL COMMITTEE
RECOMMENDATION:**

On June 14, 2010, the Finance Committee held a public meeting to discuss the attached Schedule of Taxes, Fees and Charges and will provide an oral report on their discussion.

BACKGROUND:

Section 1.08.060 of the Pasadena Municipal Code provides that all taxes, fees and charges referred to in the Code, will be adjusted on July 1 of each year to reflect changes in the Consumer Price Index (CPI) during the 12 months which ended the preceding March 1. Pursuant to California Government Code Section 53750, the City Council has the authority to increase taxes pursuant to a CPI adjustment formula that was in place prior to November 6, 1996. The City's CPI formula was adopted in 1978. The Municipal Code requires the Director of Finance to compute the changes and submit them for review. The Council may reject any or all of the recommended increases; however, it may not modify any adjustments before ordering the report filed. The actions to reject any one of the recommendations must be taken by June 30. At that time, changes that have not been rejected will automatically be implemented. The Consumer Price Index for all Urban Consumers in the Los Angeles-Riverside-Orange County Metropolitan areas increased by 1.44% between March 1, 2009 and March 1, 2010.

In view of the current state of the economy, it is recommended that City Council exercise their discretion to reject all of the scheduled increases. The attached list shows the current rates of all taxes, fees and charges affected by these provisions, and

the adjusted rates that could take effect July 1, 2010, if not rejected. Any tax rate which is based upon a percentage is already shown as a no increase because under Proposition 218 these are subject to electoral approval. Further, the 2011 Grandstand Permit Application Tax, Rose Bowl Admission Tax, and Grandstand Seat Surcharge rates were approved by Council on December 14, 2009 with no increase.

Consideration of the Schedule of Taxes, Fees and Charges requires both the holding of a public meeting which is accomplished through the Finance Committee meeting of June 14, 2010 and a Public Hearing by the City Council on June 21, 2010.

COUNCIL POLICY CONSIDERATION


The City Council's Strategic Planning Goal of maintaining fiscal responsibility and stability will be advanced through annual review and consideration of the Schedule of Taxes, Fees and Charges.

FISCAL IMPACT:

Rejection of all scheduled rate adjustments would result in estimated revenues remaining the same as the prior year. This potential revenue has not been anticipated or included in the FY 2011 budget. The foregone increase in estimated annual revenues if all increases were to be approved would be the following amounts:


| | |
|---|----------|
| General Fund | \$62,000 |
| Sewer Construction and Maintenance Fund | \$91,000 |
| Library Special Tax Fund | \$29,000 |

Respectfully submitted,




ANDREW GREEN
Director of Finance

Prepared by:



Robert S. Ridley
Controller

Approved by:



MICHAEL J. BECK
City Manager

CITY OF PASADENA
SCHEDULE OF TAXES, FEES AND CHARGES

| <u>MUNICIPAL CODE SECTION</u> | ADOPTED | CPI | PROPOSED | |
|---|-----------|-----------|-----------|-----|
| | FY2010 | FY2011 | FY2011 | |
| | RATE | RATE | RATE | |
| 3.12.040 GRANDSTAND PERMIT APPLICATION TAX | | | | |
| Per Seat | 0.64 | 0.64 | 0.64 | (1) |
| Minimum | 38.40 | 38.40 | 38.40 | (1) |
| 3.16.07 TOURNAMENT OF ROSES PROGRAM PERMIT DEPOSIT FEES | | | | |
| Fee | 85.38 | 86.61 | 85.38 | |
| For each of the cards | 0.15 | 0.15 | 0.15 | |
| 4.17.050 RESIDENTIAL IMPACT FEE | | | | |
| Per unit | N/A | N/A | N/A | |
| Number of Bedrooms | | | | |
| Studio | 15,566.64 | 15,790.80 | 15,566.64 | |
| 1 | 16,427.77 | 16,664.33 | 16,427.77 | |
| 2 | 18,245.02 | 18,507.75 | 18,245.02 | |
| 3 | 20,981.03 | 21,283.15 | 20,981.03 | |
| 4 | 25,492.66 | 25,859.75 | 25,492.66 | |
| 5 or more | 28,814.50 | 29,229.43 | 28,814.50 | |
| Per Unit Fee for Affordable Housing pursuant to the Inclusionary Housing Regulations, Skilled Nursing Units, or Student Housing | 806.72 | 818.33 | 806.72 | |
| Fee Reduction of 30 Percent for Non-Affordable Units if Affordable Housing is Built On-Site | | | | |
| Studio | 10,896.65 | 11,053.56 | 10,896.65 | |
| 1 | 11,499.44 | 11,665.03 | 11,499.44 | |
| 2 | 12,771.51 | 12,955.42 | 12,771.51 | |
| 3 | 14,686.72 | 14,898.21 | 14,686.72 | |
| 4 | 17,844.86 | 18,101.83 | 17,844.86 | |
| 5 or more | 20,170.15 | 20,460.60 | 20,170.15 | |
| 4.19.040 TRAFFIC REDUCTION AND TRANSPORTATION IMPROVEMENT FEE | | | | |
| New Industrial use per square foot | 3.20 | 3.24 | 3.20 | |
| New Office use per square foot | 3.84 | 3.89 | 3.84 | |
| New Retail use per square foot | 8.89 | 9.02 | 8.89 | |
| New Residential use per new unit | 2,556.88 | 2,593.70 | 2,556.88 | |

CITY OF PASADENA
SCHEDULE OF TAXES, FEES AND CHARGES

| <u>MUNICIPAL CODE SECTION</u> | <u>ADOPTED</u> | <u>CPI</u> | <u>PROPOSED</u> |
|---|----------------|---------------|-----------------|
| | <u>FY2010</u> | <u>FY2011</u> | <u>FY2011</u> |
| | <u>RATE</u> | <u>RATE</u> | <u>RATE</u> |
| 4.24.020 UNDERGROUND SURTAX RATE | | | |
| First \$ 1,000 of monthly bill | 4.34% | 4.34% | 4.34% |
| 4,000 of monthly bill | 3.70% | 3.70% | 3.70% |
| 20,000 of monthly bill | 2.47% | 2.47% | 2.47% |
| Over 25,000 of monthly bill | 1.21% | 1.21% | 1.21% |
| 4.32.020 CONSTRUCTION TAX | | | |
| Percentage of value | 1.92% | 1.92% | 1.92% (2) |
| 4.36.020 REAL PROPERTY TRANSFER TAX | | | |
| For each \$500.00 of value | 0.275 | 0.275 | 0.275 (3) |
| 4.44.030 TRANSIENT OCCUPANCY TAX | | | |
| Percentage of rent | 12.11% | 12.11% | 12.11% |
| 4.48.040 ROSE BOWL ADMISSION TAX | | | |
| Tax | 0.08 | 0.08 | 0.08 (1) |
| Additional charge per \$1.00 | 0.11 | 0.11 | 0.11 (1) |
| Maximum | 1.49 | 1.49 | 1.49 (1) |
| 4.52.020 SEWER USE TAX | | | |
| A. 100 cu. ft. - homes served under Ordinance | 0.29 | 0.29 | 0.29 |
| Maximum per year | 137.59 | 139.57 | 137.59 |
| B. 100 cu. ft. - homes not served under Ordinance | 0.36 | 0.37 | 0.36 |
| Minimum per month | 11.41 | 11.57 | 11.41 |
| C. 100 cu. ft. - all other sources | 0.52 | 0.53 | 0.52 |
| 4.52.025 STORM DRAIN SEWER USE TAX | | | |
| Per unit of runoff quantity | 32.66 | 33.13 | 32.66 |

CITY OF PASADENA
SCHEDULE OF TAXES, FEES AND CHARGES

| <u>MUNICIPAL CODE SECTION</u> | | CPI | | |
|-------------------------------|---|----------------------------------|-----------------------------------|-----------------------------------|
| | | <u>ADOPTED</u> FY2010 RATE | <u>ADJUSTED</u> FY2011 RATE | <u>PROPOSED</u> FY2011 RATE |
| 4.53.3 | SEWER FACILITIES CHARGE | | | |
| | Per gallon charge for sewage discharged per day | 6.38 | 6.47 | 6.38 |
| | <u>Occupancy</u> | | | |
| | <u>Average Daily Flow</u> | | | |
| | Apartment Building: Bachelor or Single dwelling units | | | |
| | 1 bedroom dwelling units | | | |
| | 2 bedroom dwelling units | | | |
| | 3 or more dwelling units | | | |
| | Auditoriums, churches, etc | | | |
| | Automobile parking | | | |
| | Bars, cocktail lounges, etc | | | |
| | Commercial Shops & Stores | | | |
| | Hospitals (surgical) | | | |
| | Hospitals (convalescent) | | | |
| | Hotels | | | |
| | Medical Buildings | | | |
| | Motels | | | |
| | Office Buildings | | | |
| | Restaurants, cafeterias, etc | | | |
| | Financial Institutions (banks) | | | |
| | Service Shop, Service Stations | | | |
| | Laundromat | | | |
| | Animal Kennel (shelter) | | | |
| | Nurseries/Greeneries | | | |
| | Warehousing, Open Storage (storage pace) | | | |
| | Indoor Theatre (movies) | | | |
| | Bowling, Skating Facilities | | | |
| | Golf Course | | | |
| | Mortuaries/Cemeteries | | | |
| | Schools: | | | |
| | Elementary or Jr. High | | | |
| | High Schools | | | |
| | Universities or Colleges | | | |
| | College Dormitories | | | |
| 4.54.020 | STREET LIGHT & TRAFFIC SIGNAL TAX | | | |
| | Percentage of charges (first 1,000 KWH exempted) | 7.43% | 7.43% | 7.43% |

CITY OF PASADENA
SCHEDULE OF TAXES, FEES AND CHARGES

| <u>MUNICIPAL CODE SECTION</u> | <u>ADOPTED FY2010 RATE</u> | <u>CPI ADJUSTED FY2011 RATE</u> | <u>PROPOSED FY2011 RATE</u> |
|--|------------------------------------|---|-------------------------------------|
| UTILITY USER TAXES | | | |
| 4.56.030 TELEPHONE TAX | | | |
| Percentage of charges | 8.28% | 8.28% | 8.28% |
| 4.56.040 ELECTRICITY TAX | | | |
| Commercial - percentage of charges | 7.67% | 7.67% | 7.67% |
| Residential - percentage of charges | 7.67% | 7.67% | 7.67% |
| 4.56.050 GAS TAX | | | |
| Commercial - percentage of charges | 7.90% | 7.90% | 7.90% |
| Residential - percentage of charges | 7.90% | 7.90% | 7.90% |
| 4.56.060 WATER TAX | | | |
| Commercial - percentage of charges | 7.67% | 7.67% | 7.67% |
| Residential - percentage of charges | 7.67% | 7.67% | 7.67% |
| 4.56.070 CABLE TV TAX | | | |
| Percentage of charges | 9.40% | 9.40% | 9.40% |
| 4.109.180 LIBRARY SPECIAL TAX | | | |
| Single family residence or residential unit in a residential condominium project | 33.77 | 34.26 | 33.77 |
| Each residential unit of a multi-unit building which is not a condominium project | 22.18 | 22.50 | 22.18 |
| Each parcel of non-residential property | 246.93 | 250.49 | 246.93 |
| BUSINESS LICENSE TAXES | | | |
| 5.04.040 BUSINESS LICENSE MAXIMUM TAX | | | |
| Maximum | 54,845.31 | 55,635.08 | 54,845.31 |
| 5.10.030 COMBINATION BUSINESSES TAX | | | |
| Off-sale alcoholic licenses Additional per license | 914.08 | 927.24 | 914.08 |
| BUSINESS LICENSE TAXES, CONTINUED | | | |
| 5.10.190 LICENSE TRANSFER TAX | | | |
| Per license | 38.21 | 38.76 | 38.21 |
| 5.10.210 DUPLICATE LICENSE TAX | | | |
| Fee for duplicate | 7.65 | 7.77 | 7.65 |

**CITY OF PASADENA
SCHEDULE OF TAXES, FEES AND CHARGES**

| <u>MUNICIPAL CODE SECTION</u> | <u>ADOPTED</u> | <u>CPI</u> | <u>PROPOSED</u> |
|--|----------------|---------------|-----------------|
| | <u>FY2010</u> | <u>FY2011</u> | <u>FY2011</u> |
| | <u>RATE</u> | <u>RATE</u> | <u>RATE</u> |
| 5.16.020 GENERAL BUSINESS TAX | | | |
| License tax | 142.58 | 144.64 | 142.58 |
| Each employee in excess of one | 28.51 | 28.92 | 28.51 |
| 5.16.025 BUSINESS WITH TAKE-OUT SERVICE TAX | | | |
| Basic tax | 285.15 | 289.26 | 285.15 |
| Each employee in excess of one | 57.04 | 57.86 | 57.04 |
| 5.16.030 PROFESSIONAL BUSINESS TAX | | | |
| First professional | 380.20 | 385.68 | 380.20 |
| For additional | 190.10 | 192.84 | 190.10 |
| Non-professional employee | 28.51 | 28.92 | 28.51 |
| 5.16.040 COIN OPERATED MACHINES TAX | | | |
| A. Vending Machines | | | |
| 1. Annual tax | | | |
| First \$5,000 gross receipts | 153.02 | 155.22 | 153.02 |
| Each additional \$1,000 | 7.61 | 7.72 | 7.61 |
| 2. Per year per machine | | | |
| \$.01 and under | 7.61 | 7.72 | 7.61 |
| .02 to .05 | 15.28 | 15.50 | 15.28 |
| .06 to .10 | 38.21 | 38.76 | 38.21 |
| .11 OR MORE | 76.51 | 77.61 | 76.51 |
| B. Music and Game Machines | | | |
| 1. Annual Tax | | | |
| First \$5,000 Gross receipts | 153.02 | 155.22 | 153.02 |
| Each additional \$1,000 | 7.61 | 7.72 | 7.61 |
| 2. Per year per machine | 153.02 | 155.22 | 153.02 |
| 5.16.050 SERVICE BUSINESS TAX | | | |
| License tax | 142.58 | 144.64 | 142.58 |
| Each employee in excess of one | 28.51 | 28.92 | 28.51 |
| 5.16.070 NEW YEAR'S DAY RELATED BUSINESS TAX | | | |
| A. Temporary-food/merchandise | | | |
| 1. Vendor | 114.67 | 116.32 | 114.67 |
| 2. Solicitor or peddler | 76.50 | 77.60 | 76.50 |
| B. Grandstand seat surcharge | 5.17 | 5.17 | 5.17 (1) |

CITY OF PASADENA
SCHEDULE OF TAXES, FEES AND CHARGES

| <u>MUNICIPAL CODE SECTION</u> | <u>ADOPTED FY2010 RATE</u> | <u>CPI ADJUSTED FY2011 RATE</u> | <u>PROPOSED FY2011 RATE</u> |
|---|------------------------------------|---|-------------------------------------|
| 5.16.090 THEATERS TAX | | | |
| Per seat | 1.96 | 1.99 | 1.96 |
| 5.16.100 JUNK AND REFUSE COLLECTORS TAX | | | |
| First four vehicles | 382.53 | 388.03 | 382.53 |
| Each additional vehicle | 191.20 | 193.95 | 191.20 |
| 5.16.120 RETAIL AND WHOLESALE DELIVERY TAX | | | |
| Per year | 191.20 | 193.95 | 191.20 |
| 5.16.130 NEWSPAPERS AND ADVERTISING TAX | | | |
| License tax | 153.02 | 155.22 | 153.02 |
| Each employee in excess of one | 30.60 | 31.04 | 30.60 |
| 5.16.140 CHRISTMAS TREES TAX | | | |
| License tax | 153.02 | 155.22 | 153.02 |
| 5.16.150 AUCTIONS TAX | | | |
| Per day | 191.23 | 193.99 | 191.23 |
| 5.16.160 SELF-SERVICE MACHINES TAX | | | |
| A. First \$5,000 or less of gross receipts | 76.50 | 77.60 | 76.50 |
| Each \$1,000 of gross receipts or fraction thereof in excess of \$5,000 | 7.61 | 7.72 | 7.61 |
| B. License tax per year | 153.02 | 155.22 | 153.02 |
| Per machine | 15.28 | 15.50 | 15.28 |
| Each employee in excess of one | 30.60 | 31.04 | 30.60 |
| C. Each machine in another licensed business | 15.28 | 15.50 | 15.28 |
| 5.16.180 CONTRACTING & BUILDING TRADES (ANNUAL TAX) | | | |
| General engineering contractor | 1,147.61 | 1,164.13 | 1,147.61 |
| General building contractor | 765.07 | 776.08 | 765.07 |
| Specialty contractor | 573.82 | 582.08 | 573.82 |
| Other building tradesman | 573.82 | 582.08 | 573.82 |
| Six-month license-percentage of annual tax | 60.00% | 60.00% | 60.00% |
| Three-month license-percentage of annual tax | 30.00% | 30.00% | 30.00% |

CITY OF PASADENA
SCHEDULE OF TAXES, FEES AND CHARGES

| <u>MUNICIPAL CODE SECTION</u> | ADOPTED | CPI | PROPOSED |
|--|----------------|---------------|-----------------|
| | FY2010 | FY2011 | FY2011 |
| | RATE | RATE | RATE |
| 5.16.190 RENTAL ACCOMMODATIONS TAX | | | |
| A. Hotel, Roominghouse, etc. | | | |
| Three rental accommodations | 140.22 | 142.23 | 140.22 |
| Each additional accommodation | 15.28 | 15.50 | 15.28 |
| B. Boarding Homes, Rest Homes, etc. | | | |
| First person accommodated | 134.01 | 135.94 | 134.01 |
| Each additional person | 15.28 | 15.50 | 15.28 |
| 5.16.200 CIRCUS OR MENAGERIE TAX | | | |
| Per day | 765.07 | 776.08 | 765.07 |
| 5.16.210 SIDE SHOW TAX | | | |
| Per day | 68.33 | 69.31 | 68.33 |
| 5.16.220 ANIMALS TAX | | | |
| Per day | 170.54 | 173.00 | 170.54 |
| 5.16.230 AMUSEMENT PARK TAX | | | |
| Per year - up to 5 devices | 682.42 | 692.25 | 682.42 |
| Per each device in excess of 5 | 170.54 | 173.00 | 170.54 |
| 5.16.240 BOXING AND WRESTLING TAX | | | |
| Three month license | 688.53 | 698.45 | 688.53 |
| Per year | 2,709.70 | 2,748.72 | 2,709.70 |
| 5.16.250 MOVING PICTURES TAX | | | |
| Per day City owned property | 850.77 | 863.02 | 850.77 |
| Per day Private property | 667.95 | 677.57 | 667.95 |
| 10-20 days Nonresidentially zoned property | 6,679.48 | 6,775.66 | 6,679.48 |
| Still photography | 55.91 | 56.72 | 55.91 |
| 5.16.260 OTHER AMUSEMENTS TAX | | | |
| Admission: Donation only per day | 44.57 | 45.21 | 44.57 |
| \$.25 and under per day | 44.57 | 45.21 | 44.57 |
| \$.25 to \$.50 per day | 57.33 | 58.15 | 57.33 |
| \$.51 and over per day | 76.50 | 77.60 | 76.50 |

CITY OF PASADENA
SCHEDULE OF TAXES, FEES AND CHARGES

| <u>MUNICIPAL CODE SECTION</u> | <u>ADOPTED</u> <u>FY2010</u> <u>RATE</u> | <u>CPI</u> <u>ADJUSTED</u> <u>FY2011</u> <u>RATE</u> | <u>PROPOSED</u> <u>FY2011</u> <u>RATE</u> |
|---|--|---|---|
| 5.16.270 NON-RESIDENTIAL BUILDINGS TAX | | | |
| Base fee - Properties under 1,000 sq. ft. | 76.40 | 77.50 | 76.40 |
| Owner occupied | 38.20 | 38.75 | 38.20 |
| Base fee - Properties over 1,000 sq. ft. | | | |
| First 1,000 sq. ft. | 152.79 | 154.99 | 152.79 |
| Owner occupied | 76.40 | 77.50 | 76.40 |
| Each additional 1,000 sq. ft. | 15.28 | 15.50 | 15.28 |
| 5.20.040 ADVERTISEMENT FEES TAX | | | |
| One year | 382.53 | 388.03 | 382.53 |
| Six months | 223.09 | 226.30 | 223.09 |
| Three months | 127.49 | 129.32 | 127.49 |
| One month | 50.99 | 51.72 | 50.99 |
| 5.32.090 BILLIARD AND POOL ROOMS TAX | | | |
| Per application | 131.47 | 133.36 | 131.47 |
| Each person named in application | 26.33 | 26.71 | 26.33 |
| Renewal | 32.85 | 33.33 | 32.85 |
| Each additional person not named | 26.33 | 26.71 | 26.33 |
| 5.33.060 BINGO GAMES WRITTEN APPLICATION FEES | | | |
| Per application | 125.12 | 126.92 | 125.12 |
| Renewal | 125.12 | 126.92 | 125.12 |
| 5.40.080 ESCORT BUREAUS APPLICATION | | | |
| Per application | 717.24 | 727.57 | 717.24 |
| Renewal | 637.56 | 646.74 | 637.56 |
| 5.44.040 USE OF PUBLIC RIGHTS OF WAY | | | |
| Application processing fee | 328.73 | 333.47 | 328.73 |
| 5.45.060 SEXUALLY ORIENTED BUSINESS | | | |
| A. Per application | 328.73 | 333.46 | 328.73 |
| Per employee | 328.73 | 333.46 | 328.73 |
| B. Per renewal | 230.05 | 233.36 | 230.05 |
| Per employee | 230.05 | 233.36 | 230.05 |

CITY OF PASADENA
SCHEDULE OF TAXES, FEES AND CHARGES

| <u>MUNICIPAL CODE SECTION</u> | ADOPTED | CPI | PROPOSED |
|---|-------------|-------------|-------------|
| | FY2010 | FY2011 | FY2011 |
| | <u>RATE</u> | <u>RATE</u> | <u>RATE</u> |
| 5.48.110 | | | |
| MESSAGE ESTABLISHMENT PERMIT FEES | | | |
| A. Per application | 164.37 | 166.74 | 164.37 |
| Per employee | 65.80 | 66.75 | 65.80 |
| B. Per renewal | 98.60 | 100.02 | 98.60 |
| Per employee | 32.85 | 33.33 | 32.85 |
| 5.56.030 | | | |
| LICENSE - PAWNBROKER OR SECONDHAND DEALER | | | |
| Secondhand Dealer - each establishment | | | |
| or place of business | 19.61 | 19.89 | 19.61 |
| Pawnbroker - each establishment | | | |
| or place of business | 98.02 | 99.43 | 98.02 |
| 5.56.040 | | | |
| JUNK DEALER OR COLLECTOR | | | |
| Application -each establishment | | | |
| or place of business | 196.04 | 198.87 | 196.04 |
| For number of vehicles used in business: | | | |
| 1 vehicle | None | None | None |
| 2 to 4 vehicles | 196.04 | 198.87 | 196.04 |
| 5 or more vehicles | 98.02 | 99.43 | 98.02 |
| 5.60.070 | | | |
| SALES AND CLOSE-OUTS PERMIT FEES | | | |
| Permit for first 30 days | 637.58 | 646.76 | 637.58 |
| 5.60.090 | | | |
| SALES AND CLOSE-OUTS PERMIT RENEWALS | | | |
| Renewal additional 30 days | 637.58 | 646.76 | 637.58 |
| 5.68.030 | | | |
| UNDERGROUND FACILITIES USE | | | |
| Per duct ft. per year | 0.02 | 0.02 | 0.02 |
| 5.72.220 | | | |
| TAXI CAB DRIVERS PERMIT FEES | | | |
| Permit | 32.85 | 33.33 | 32.85 |
| 5.72.230 | | | |
| TAXI CAB OWNERS PERMIT FEES | | | |
| Taxi - per year | 382.53 | 388.03 | 382.53 |
| Six months | 223.09 | 226.30 | 223.09 |
| Per day - New Years's Day only | 22.29 | 22.61 | 22.29 |
| Limited owner - per year | 31.86 | 32.32 | 31.86 |
| Temporary 30 days or less | 38.24 | 38.79 | 38.24 |

CITY OF PASADENA
SCHEDULE OF TAXES, FEES AND CHARGES

| <u>MUNICIPAL CODE SECTION</u> | <u>ADOPTED</u> <u>FY2010</u> <u>RATE</u> | <u>CPI</u> <u>ADJUSTED</u> <u>FY2011</u> <u>RATE</u> | <u>PROPOSED</u> <u>FY2011</u> <u>RATE</u> |
|---|--|---|---|
| 6.16.020 DOG LICENSE REGULATIONS | | | |
| Transfer fee | 4.82 | 4.89 | 4.82 |
| 6.16.050 DOG LICENSE FEES | | | |
| Spayed or neutered | 15.05 | 15.27 | 15.05 |
| Not spayed or neutered | 30.08 | 30.51 | 30.08 |
| 6.16.060 DOG LICENSE REGULATIONS | | | |
| Time limit on fee payment | 19.28 | 19.56 | 19.28 |
| 6.16.100 DOG LICENSE REGULATIONS | | | |
| Duplicate license tags | 5.62 | 5.70 | 5.62 |
| 6.20.090 REGULATIONS FOR KEEPING HORSES | | | |
| Per year | 16.76 | 17.00 | 16.76 |
| 9.36.210 NOISE RESTRICTIONS - AMPLIFIED SOUND FEE FOR OPERATION | | | |
| Per day | 85.16 | 86.39 | 85.16 |
| 9.48.030 FIRE HYDRANT CONNECTION PERMIT REQUIRED | | | |
| Permit fee | 17.29 | 17.53 | 17.29 |
| 12.16.100 MOVING BUILDINGS ALONG STREETS - PERMIT, FEES, AND DEPOSITS | | | |
| A. Class A permit | 27.63 | 16.00 | 16.00 (4) |
| B. Class B permit | 172.85 | 175.34 | 172.85 |
| C. Class C permit | 172.85 | 175.34 | 172.85 |
| D. Class D permit | 276.53 | 280.52 | 276.53 |
| E. Class E permit | 570.38 | 578.59 | 570.38 |
| 12.16.120 RELOCATION PERMITS REQUIRED (MOVING BUILDINGS) | | | |
| APPLICATION FEE: | | | |
| For a building - minimum | N/A | N/A | N/A |
| For each dwelling unit, subject to | | | |
| building minimum | N/A | N/A | N/A |
| For buildings located outside the city | N/A | N/A | N/A |
| 13.24.060 SEWER CONSTRUCTION & MAINTENANCE | | | |
| CHANGE TO Y OR T | | | |
| For permission to connect a house sewer to a | | | |
| public sewer | 25.97 | 26.34 | 25.97 |
| 13.24.400 SEWER DISCHARGE | | | |
| Permit to discharge objectionable substance | 25.97 | 26.34 | 25.97 |

CITY OF PASADENA
SCHEDULE OF TAXES, FEES AND CHARGES

| <u>MUNICIPAL CODE SECTION</u> | <u>ADOPTED</u> <u>FY2010</u> <u>RATE</u> | <u>CPI</u> <u>ADJUSTED</u> <u>FY2011</u> <u>RATE</u> | <u>PROPOSED</u> <u>FY2011</u> <u>RATE</u> | |
|---|--|---|---|-----|
| 17.42.050 IN LIEU FEE (per square foot) | | | | |
| 10-49 Rental Units | | | | |
| Sub-area A | TBD | TBD | TBD | (5) |
| Sub-area B | 1.07 | 1.08 | 1.07 | |
| Sub-area C | 23.48 | 23.81 | 23.48 | |
| Sub-area D | 21.34 | 21.65 | 21.34 | |
| 50 + Rental Units | | | 0.00 | |
| Sub-area A | TBD | TBD | TBD | (5) |
| Sub-area B | 1.07 | 1.08 | 1.07 | |
| Sub-area C | 32.01 | 32.47 | 32.01 | |
| Sub-area D | 29.88 | 30.31 | 29.88 | |
| 10-49 For Sale Units | | | | |
| Sub-area A | 40.55 | 41.13 | 40.55 | |
| Sub-area B | 14.94 | 15.15 | 14.94 | |
| Sub-area C | 24.54 | 24.90 | 24.54 | |
| Sub-area D | 19.21 | 19.48 | 19.21 | |
| 50 + For Sale Units | | | | |
| Sub-area A | 56.56 | 57.37 | 56.56 | |
| Sub-area B | 20.27 | 20.57 | 20.27 | |
| Sub-area C | 34.15 | 34.64 | 34.15 | |
| Sub-area D | 26.68 | 27.06 | 26.68 | |

NOTES:

- (1) Prior year rate maintained by City Council action of December 14, 2009.
- (2) As in the prior year, the following fee waivers per unit are applicable for projects with less than or equal to 50% affordable units:
 - Very Low Household Income
 - Low Household Income
 - Moderate Household Income

The following fee waiver per unit are applicable for projects with greater than 50% affordable units:

 - Very Low Household Income
 - Low Household Income
 - Moderate Household Income

The maximum fee waiver (Construction Tax and Building Permit combined) will not exceed \$125,000 per project.
- (3) Rate established by State code.
- (4) Maximum Rate established by State code.
- (5) The rental in-lieu fees for Sub-area A shall be determined (TBD) in accordance with the Keyser Marston Associates (KMA) study methodology at the time of application for payment of In-lieu fees for a rental housing project.