


CITY OF PASADENA



*Consolidated
Annual Performance and Evaluation
Report (CAPER)*

2008-2009

DRAFT

CITY OF PASADENA

**CONSOLIDATED ANNUAL
PERFORMANCE AND EVALUATION REPORT (CAPER)**

2008-2009 Program Year

Bill Bogaard, Mayor

Steve Haderlein, Vice Mayor

***Victor M. Gordo
Chris Holden
Steve Madison***

***Margaret McAustin
Jacque Robinson
Terry Tornek***

**CITY MANAGER
*Michael J. Beck***

***William K. Huang, Housing Director
John D. Depew, Program Coordinator***

**CONSOLIDATED ANNUAL PERFORMANCE AND EVALUATION REPORT
(CAPER) - 2008-2009 PY**

TABLE OF CONTENTS

Introduction	1
Housing Vision	4
Affordable Housing Strategy	5
Non-Housing Community Development Needs	9

PART I Annual Accomplishments

Housing	
New Construction.....	11
Affordable Housing Production Chart	16
Rehabilitation (Homeowner and Rental).....	18
Outreach to Developers/New Construction and/or Rehabilitation	21
Rental Assistance	22
Homebuyer Assistance and Education.....	24
Housing Incentives.....	26
Homelessness and Other Special Needs	
Continuum of Care.....	28
Ten (10) Year Strategy to End Homelessness.....	33
Homelessness and Other Special Needs	38
Family Self Sufficiency Program.....	40
Emergency Shelter Grant (ESG) Program.....	41
Housing for the Mentally Disabled.....	44
Handicapped Accessibility.....	45
Senior Housing.....	47
HOME Program.....	48

PART II Assessment of Performance

Appendix A	Evaluation and Assessment of Annual Performance (2008-2009 PY)
Appendix B	Affirmatively Furthering Fair Housing (Fair Housing Report)
Appendix C	Summary of Public Process (to be included in final copy)
Appendix D	HUD Reports (IDIS)
Appendix E	To be determined in final copy
Appendix F	Pasadena Community Development Commission <ul style="list-style-type: none">• Annual Report of Accomplishments• Program Workplan
Appendix G	HOME Program Fund Distribution
Appendix H	Anti-Poverty Strategy
Appendix I	Coordination of Efforts
Appendix J	Evaluate and Reduce the Threat of Lead-Based Paint Hazards
Appendix K	HUD Tables and Census Map
Appendix L	Other Actions Taken to Implement the Consolidated Plan <ul style="list-style-type: none">• Address Obstacles to Meeting Underserved Needs• Barriers to Affordable Housing• Foster and Maintain Affordable Housing• Reduce the Numbers of Families Living in Poverty• Enhance Institutional Structure and Coordination• Improve Public Housing and Resident Initiatives• Ensure Compliance with Comprehensive Planning Requirements

CITY OF PASADENA
FIVE YEAR CONSOLIDATED PLAN (2005-2010)
Consolidated Annual Performance and Evaluation Report (CAPER)
JULY 1, 2008 TO JUNE 30, 2009

INTRODUCTION

The City of Pasadena Five Year Consolidated Plan provides a framework to identify housing, homeless, community and economic development needs and resources to tailor a Strategic Plan for meeting those needs. The Consolidated Plan consists of a five (5) year Strategic Plan and an Annual Action Plan. The Strategic Plan contains three (3) parts: 1) a housing, homeless, community and economic development needs assessment; 2) a housing market analysis; and 3) long-term strategies to meet priority needs. The Action Plan describes the specific projects and activities that Pasadena will undertake in the coming year with its federal funds from the U. S. Department of Housing/Urban Development (HUD) to address those priority needs. The Action Plan also contains certifications indicating that the City will follow certain requirements such as furthering fair housing.

The Five Year Consolidated Plan also functions as 1) a planning document for the City, which builds on the City's citizen participation process at the grassroots levels; 2) an application for federal funds under the U.S. Department of Housing and Urban Development's formula grant programs; 3) a strategy to be followed in carrying out HUD programs; and 4) an Action Plan that provides a basis for assessing performance.

Essentially, the Plan simplifies the steps needed to receive funding under four (4) HUD formula grant programs. These federal grants are:

Community Development Block Grant (CDBG): A formula-based program that annually allocates funds to metropolitan cities, urban counties, and states for a wide range of eligible housing and community development activities. Over a one (1) year period, not less than 70 percent of a grantee's CDBG expenditures can be used for activities that benefit low- and moderate-income persons.

HOME Investment Partnership (HOME): A formula-based program that provides allocations to states and units of general local governments, known as participating jurisdictions. Its purpose is to retain and expand the supply of affordable housing principally for low- and extremely low-income families through housing rehabilitation, new construction, first-time homebuyer financing, and rental assistance.

Emergency Shelter Grant (ESG): A formula-based program that allocates funds to states, metropolitan cities, and urban counties to support emergency shelters for homeless individuals and families.

Housing Opportunities for Persons with HIV/AIDS (HOPWA): A grant program that addresses the needs of persons living with HIV or AIDS and their families.

Additionally, the Plan provides a basis for programming and allocating other federal funds including its Housing Choice Voucher Program, Continuum of Care Homeless Assistance Programs (Supportive Housing, Shelter Plus Care and Section 8 Moderate Rehabilitation for Single Room Occupancy Dwellings), etc., as well as local housing and development resources.

The overall goal of the federal community planning and development programs covered by the Consolidated Plan is to develop viable urban communities by providing decent housing, a suitable living environment and expanding economic opportunities principally for low- and moderate-income persons. The primary means towards this end is to extend and strengthen partnerships among all levels of government and the private sector. The statutory program goals are:

DECENT HOUSING -- which includes:

- assisting homeless persons to obtain appropriate housing;
- assisting persons at risk of becoming homeless;
- retention of the affordable housing stock;
- increase the availability of permanent housing in standard condition and affordable cost to low-income and moderate-income families; particularly to members of disadvantaged minorities, without discrimination on the basis of race, color, religion, sex, national origin, familial status, or disability;
- increasing the supply of supportive housing which includes structural features and services needed to enable persons with special needs (including persons with HIV/AIDS) to live with dignity and independence; and
- providing housing affordable to low-income persons accessible to job opportunities.

A SUITABLE LIVING ENVIRONMENT -- which includes:

- improving the safety and livability of neighborhoods;
- increasing access to quality public and private facilities and services;
- reducing the isolation of income groups within areas through the spatial de-concentration of housing opportunities for lower income persons and the revitalization of deteriorating or deteriorated neighborhoods;
- restoring and preserving properties of special historic, architectural, or aesthetic value; and
- conservation of energy resources.

EXPANDED ECONOMIC OPPORTUNITIES -- which includes:

- job creation and retention;
- establishment, stabilization and expansion of small businesses (including micro-businesses);
- the provision of public services concerned with employment;
- the provision of jobs to low-income persons living in areas affected by those programs and activities, or jobs resulting from carrying out activities under programs covered by the plan;
- availability of mortgage financing for low-income persons at reasonable rates using non-discriminatory lending practices;

- access to capital and credit for development activities that promote the long-term economic and social viability of the community; and
- empowerment and self-sufficiency for low-income persons to reduce generational poverty in federally assisted housing and public housing.

CITY OF PASADENA

HOUSING VISION

Five Year Consolidated Plan (2005-2010)

All Pasadena residents have an equal right to live in decent, safe and affordable housing in a suitable living environment for the long-term well-being and stability of themselves, their families, their neighborhoods and their community. The housing vision for Pasadena is to maintain a socially and economically diverse community of homeowners and renters who are afforded this right.

The City of Pasadena shall achieve this vision by utilizing its resources to:

- Support and provide fair and equal housing opportunities for all persons regardless of race, age, income, disability, sexual orientation, marital status, household size, ancestry, national origin, religion, or color.
- Provide for an adequate supply and range of housing opportunities throughout the City by assisting in the development of new housing, preservation of existing housing and being responsive to the special housing needs of certain resident populations.
- Reduce or mitigate governmental constraints which hinder the production, preservation, maintenance and improvement of housing, particularly affordable housing, for Pasadena residents.
- Ensure that Pasadena residents, especially those with extremely low to moderate incomes and special needs, are assisted in meeting their housing needs through the provision of assistance for rental, residential rehabilitation, homeownership, housing counseling, (and other housing support services).
- Conserve and improve the condition of the existing affordable housing stock, which may include ways to mitigate the loss of dwelling units.
- Preserve the existing assisted housing for lower income households.

CITY OF PASADENA

AFFORDABLE HOUSING STRATEGY (2005 – 2010)

HOUSING GOAL: To increase, improve and preserve the supply of quality affordable housing available for all segments of the community.

The objectives and policies identified to meet this goal include:

GOAL: HOUSING PRODUCTION / AFFORDABLE HOUSING

The City will provide rental and ownership housing that is affordable to very low, low, and moderate income households. Assistance will be provided to at least **650 households**.

Objective 1. Rental units will be affordable for very low, low, and moderate-income households. Five hundred and seventy (570) rental units will be constructed;

Objective 2. Ownership units will be affordable for very low, low and moderate income households. Eighty (80) ownership units will be constructed.

Needs of Public Housing - The City of Pasadena does not own any public housing units and is not involved in the management of public housing facilities.

Public Housing Strategy - The City of Pasadena does not own any public housing units and is not involved in the management of public housing facilities.

GOAL: HOMEOWNERSHIP HOUSING

The City will continue to use funding from the federal government and other sources to provide homeownership assistance to very low and low-income households in need of decent, safe and sanitary housing. Assistance will be provided to **145 households**.

Objective 1. The Homeownership Opportunities Program (HOP) leverages private resources to make homes affordable citywide for eligible low and moderate-income individuals by providing low interest second trust deed loans. **\$4 million will assist 70 low and moderate income homebuyers.**

Objective 2. The Cal Home Program (First-Time Homebuyers), through the State of California, provides monies to the City to fund its HOP loans. The State awarded \$500,000 in Cal Home funds to the City in 2001, \$500,000 in 2004, and \$600,000 in July 2007. The City submitted to the State in July 2007 an application for an additional \$600,000 in Cal Home Funds. **Fifteen (15) households will be assisted.**

- Objective 3. Mortgage Credit Certificate (MCC) Program is administered by the County of Los Angeles and provides first-time homebuyers with a federal income tax credit that increases their ability to qualify for a mortgage. **Twenty (20) households will be assisted.**
- Objective 4. The Lease to Purchase Program provides assistance to enable lessees to become homeowners. **Five (5) low to moderate income households will be assisted.**
- Objective 5. The Family Self-Sufficiency Program (FSS) enables participating families to achieve economic independence and self-sufficiency. **Thirty-five (35) families will be assisted.**

GOAL: HOUSING REHABILITATION

The City's rehabilitation programs will provide subsidies to qualified borrowers to obtain financing from conventional lenders for home improvement loans. **Assistance will be provided to 740 households.**

- Objective 1. Rental Rehabilitation Program provides rehab of property in disrepair and/or with outstanding code violations. **Forty (40) low-income households will be assisted.**
- Objective 2. The Pasadena Neighborhood Housing Services (PNHS) - Neighborhood Impact Program provides housing rehabilitation to properties owned/occupied by low-income homeowners, seniors and/or disabled. **One hundred (100) households will be assisted.**
- Objective 3. Maintenance Assistance Services to Homeowners (MASH) Program provides services to improve the condition of blighted residential properties in the CDBG Benefit Service Area for low-income seniors and disabled homeowners. **Five hundred (500) households will be assisted.**
- Objective 4. Rebuilding Together * Pasadena (a local non-profit group) provides minor housing rehabilitation activity for low-income households. **Fifty (50) households will be assisted.**
- Objective 5. The Exterior Accessibility Grants for Renters (EAGR) Program provides grants to property owners for exterior modifications and/or accessibility improvements to multi-family rental properties. The City received this grant from the State of California, Department of Housing/Community Development. It is anticipated that approximately **50 households will be assisted.**

GOAL: SUPPORTIVE HOUSING

The City will provide a wide-range of supportive housing opportunities including rental assistance, shelters, and permanent housing. Assistance will be provided to 5,640 persons/households.

- Objective 1. Supportive Housing Programs will provide permanent housing with specialized case management services for residents. One hundred (100) households will be assisted annually.
- Objective 2. The Emergency Shelter Grant (ESG) Program will provide emergency shelter, essential services, administration and homeless prevention activities for 2,500 homeless individuals (at least 500 annually).
- Objective 3. Housing Opportunities for Persons with AIDS (HOPWA) will provide rental assistance and supportive services for individuals and families living with HIV/AIDS. Sixty-five (65) households will be assisted (13 annually).
- Objective 4. Shelter Plus Care will provide rental assistance and supportive housing for individuals with disabilities. Seventy-five (75) households will be assisted (15 annually).
- Objective 5. Pasadena Bad Weather Shelter (BWS) provides emergency shelter during the winter season to homeless persons. Two thousand (2,000) individuals will be assisted (400 annually).
- Objective 6. The City's Transitional Housing Program will provide housing and case management services for individuals and families for up to two (2) years. Five hundred (500) households will be assisted (100 annually).

GOAL: RENTAL ASSISTANCE

The City will continue to use funding from the federal government and other resources to provide rental assistance to very low, and low-income households in need of decent, safe and sanitary housing opportunities. Assistance will be provided to 6,945 households.

- Objective 1. The Housing Choice Voucher Program (HCVP), formerly known as the Section 8 Rental Assistance Program, will continue to be used to provide affordable housing through payments toward the rent of low-income (income less than 50% of area median income) households/individuals. \$60 million (\$12 million annually) in HCVP funds shall assist 6,575 households (1,315 annually).

- Objective 2. The HOME Tenant-Based Rental Assistance (TBRA) Program is also a federally funded affordable housing program for the provision of affordable rental housing to very low-income individuals and families with special circumstances. \$1,375,000 (\$275,000 annually) will assist one-hundred twenty (120) households (60 for two years).
- Objective 3. Rental Covenant Compliance Monitoring will ensure that owners of assisted units comply with requirements to provide housing to tenants that meet specified occupancy, income and rent guidelines.
- Objective 4. Emergency Rental Assistance Deposits (ERAD) offers rental assistance to very low and low-income households. One hundred thousand dollars (\$100,000) will provide 50 households with rental assistance.

CITY OF PASADENA
FIVE YEAR CONSOLIDATED PLAN (2005 – 2010)

Non-Housing Community Development Needs

The City of Pasadena has identified its community development needs in terms of long-term and short-term goals and objectives, this includes economic development opportunities that create and help to retain local jobs.

A. Public Facilities and Improvements (Capital Improvements)

- Support renovation of neighborhood facilities including schools that provide educational support, cultural enrichment, and community activities.
- Support renovation of parks and recreation facilities that provide academics, sports and recreation, and other community activities.
- Support renovation for health facilities that provide greater access to quality health to very low, low, and moderate-income households.

B. Infrastructure

- Support neighborhood improvement projects that include landscaping, drainage installation; sidewalk and street improvements, etc.

C. Public Services

- Support substance abuse services that provide drug and alcohol awareness and recovery.
- Support employment training that includes marketing of economic incentives to businesses, job placements/retention services, referral services and other supportive services.
- Support health services that provide health assessments, medical treatment, and health education to families.

D. Anti-Crime Programs

- Support the planning and coordination of violence prevention activities/services that will result in a safer community.

E. Youth Programs

- Support youth centers that provide career development, educational preparation alternatives, employment and supportive services to low/moderate income households.

F. Economic Development

- Support capital improvement activities for economic development programs.
- Support financial assistance for small business development.

G. Senior Programs

- Support senior services for very low, low and moderate income senior households.

H. Planning

- Support activities that include fair housing, housing activities, neighborhood revitalization and the expansion of economic development opportunities.

PART I

ANNUAL ACCOMPLISHMENTS

CITY OF PASADENA

**CONSOLIDATED ANNUAL PERFORMANCE AND EVALUATION REPORT
(CAPER)**

ANNUAL ACCOMPLISHMENTS (2008-2009 Program Year)

HOUSING

The following report provides the key objectives and annual accomplishments:

New Construction (2005-2010)

Utilize all available resources to promote the new construction of **650** housing units (ownership and rental).

New Construction Projects - Completed

Project Name	Tenure	Status	Total Units	Affordable Units
<i>Green Street SRO</i> 1299 E. Green St.	Rental (Inclusionary)	<i>Completed</i> <i>12/08</i>	89	89
<i>Del Mar Garden</i> 240 E. Del Mar Blvd.	Rental (Inclusionary)	<i>Completed</i> <i>11/08</i>	31	4
Newly constructed affordable units completed this PY			120	93

Accomplishments: 93 newly constructed affordable housing units completed during this program year.

PROJECTS IN PROGRESS

Ownership Housing – New Construction Projects

The following projects with homeownership units were in progress as of June 30, 2009:

- 502 Cypress Ave. (Cypress Townhomes): 4 units – **2 affordable**. This assisted project is under construction.
- 1424 N. Fair Oaks Avenue: (Fair Oaks Terrace) 12 units - **2 affordable**. This Inclusionary project is under construction.
- 1350 N. El Molino Avenue (Classics at Washington Square): 8 units - **2 affordable**. This assisted project is under construction.
- 1150 N. Allen Avenue: 6 units – **4 affordable**. This assisted project is under construction.
- (a) 824-834 California Blvd. (Haskett Court): 6 units - **all affordable**. This project, which satisfies an off-site Inclusionary requirement, is under construction.

PROJECTS IN PROGRESS

Rental Family Housing – New Construction:

The following projects with rental units were in progress as of June 30, 2009:

- 636 N. Holliston: 10 units -- **1 affordable**. This density bonus project is under construction.
- 144 W. Valley St. (Westgate Pasadena): 820 units -- **96 affordable**. This Inclusionary project is under construction.
- 859 N. Fair Oaks Ave.: 14 units - **2 affordable**. This Inclusionary project is under contract. Construction to commence in FY 2010.
- 422 Linda Rosa Ave.: 7 units - **1 affordable**. This Inclusionary project is under contract. Construction to commence in FY 2010.

PROJECTS IN PROGRESS

Senior Housing – New Construction

The following project with senior units was in progress as of June 30, 2009:

- 730 – 790 N. Fair Oaks Ave. (Heritage Square): **Approximately 80 affordable** rental units. This assisted project is in the planning stage.
- 1267 N. Hudson Ave. (Hudson Oaks): 45 rental units – **44 affordable**. This assisted project was approved for a predevelopment loan in PY and is in predevelopment stage.

PROJECTS IN PROGRESS

Special Needs Housing – New Construction

The following special needs housing project was in progress as of June 30, 2009:

877 N. Orange Grove Blvd. (Nehemiah Court): New Revelation Church (a local faith-based non-profit), with developer consultant A Community Of Friends, will develop this 7-unit project which will provide permanent supportive rental housing for 12 homeless persons. The federal Supportive Housing Program under the McKinney Act will provide \$759,621 in funding (\$400,000 for project development and \$359,621 for operations and supportive services). Pursuant to Owner Participation & Loan Agreement, PCDC will provide \$962,668 for project development (\$762,668 HOME funds and \$200,000 State Local Housing Trust Fund Program). The project received an award of \$968,000 from the County of Los Angeles in April 2008. Developer is preparing to submit applications to the County of Los Angeles and State of California for additional funding assistance to close financing gap. Construction drawings are being prepared for plan check.

CITY OF PASADENA
AFFORDABLE HOUSING PRODUCTION (July 1, 2008 to June 30, 2009)

<i>Address/Project Name</i>	<i>Tenure</i>	<i>Status</i>	<i>Total Units</i>	<i>Affordable Units</i>	<i>Workforce Units</i>
NEW CONSTRUCTION -- OWNERSHIP					
824-834 E. California Blvd. <i>(Haskett Court)</i>	Ownership	Under construction	70	6	
502 Cypress <i>(Cypress Town Homes)</i>	Ownership	Under construction	4	2	
1424 N. Fair Oaks Avenue <i>(Fair Oaks Terrace)</i>	Ownership	Under construction	12	2	
1350 N. El Molino Avenue <i>(Classics @ Washington Square)</i>	Ownership	Under construction	8	4	
1150 N. Allen Ave.	Ownership	Under construction	6	4	
859 N. Fair Oaks Ave.		Under Inclusionary contract	14	2	
315 N. Hill <i>(Gardens on Hill)</i>	Ownership	Completed	68	11*	
138 S. Bonnie	Ownership	Completed	10	1 *	
584-612 N. Fair Oaks Ave. 6-46 Peoria St. 504-506 Cypress Ave. 173-175 Carlton St. 1191-1193 N. Summit Ave. <i>(Fair Oaks Court)</i>	Ownership	Completed	44	37*	
1701 - 1715 N. Fair Oaks <i>(Fair Oaks Summit)</i>	Ownership	Completed	24	5*	
215 S. Marengo Ave. <i>(Cinema Lofts)</i>	Ownership	Completed	37	6*	
TOTAL			297	80	
NEW CONSTRUCTION -- RENTAL (Family)					
1299 E. Green Street <i>(Green Street SRO)</i>	Rental	Completed in PY	89	89*	
240 E. Del Mar Blvd. <i>(Del Mar Gardens)</i>	Rental	Completed in PY	31	4*	
144 W. Valley St. <i>(Westgate Pasadena)</i>	Rental	Under construction	820	96	
636 N. Holliston	Rental	Under construction	10	1	
422 Linda Rosa Ave.	Rental	Under Inclusionary contract	7	1	
252-284 E. Orange Grove <i>(Orange Grove Gardens)</i>	Rental	Completed	38	37*	
252 S. Raymond Avenue <i>(Del Mar Station)</i>	Rental	Completed	347	21*	
456 E. Orange Grove <i>(Renaissance Court)</i>	Rental	Completed	31	5 *	
265 N. Madison <i>(Fuller Seminary)</i>	Rental	Completed	179	169 *	
169 W. Green Street <i>(Pasadena Place)</i>	Rental	Completed	38	3 *	
33 S. Wilson Ave.	Rental	Completed	45	4*	
TOTAL			1,635	430	

HOUSING REHABILITATION					
<i>Address/Project Name</i>	<i>Tenure</i>	<i>Status</i>	<i>Total Units</i>	<i>Affordable Units</i>	<i>Workforce Units</i>
770 E. Walnut St.	Rental	Under Inclusionary Agreement	71	8	
TOTAL			71	8	
SENIOR AND SPECIAL NEEDS RENTAL HOUSING					
<i>Address/Project Name</i>	<i>Tenure</i>	<i>Status</i>	<i>Total Units</i>	<i>Affordable Units</i>	<i>Workforce Units</i>
50 E. Green St. <i>(Green Street Hotel)</i> <i>affordability preservation</i>	Rental (senior)	Restrictive covenants recorded in PY	139	138*	
1267 N. Hudson Ave. <i>(Hudson Oaks)</i>	Rental (senior)	Predevelopment stage	45	44	
270 Parke St. <i>(Parke St. Apartments)</i> <i>rehabilitation</i>	Rental Family and permanent supportive hsg.	Transaction being re-negotiated.	12	12	
Fair Oaks Ave./Painter St./Orange Grove Blvd. <i>(Heritage Square)</i>	Rental (senior)	Planning stage	80	80	
877 N. Orange Grove <i>(Nehemiah Court)</i> <i>new construction</i>	Rental Permanent supportive housing	OPLA approved. In predevelopment stage.	7	6 (serves 12 homeless persons)	
TOTAL			283	280	

New construction projects are subject to the City's Inclusionary Housing Ordinance and/or the Density Bonus Ordinance and will require affordability as part of the project. - *Affordable: Very low, low and moderate income households-up to 120% of AMI; Workforce Housing-121% - 180% of AMI*. (*) indicates units completed as of June 30, 2009 and are counted toward meeting the City's affordable housing goals under the 2005-2010 Five Year Consolidated Plan.

Accomplishments: 93 affordable units were completed and 236 affordable units were under construction or were placed under contract during the report period 7/1/08 through 6/30/09.

REHABILITATION

Homeowner and Rental Rehabilitation: (2005-2010)

- Provide financial assistance for the rehabilitation of **690** affordable units (rental and ownership).
- The City's Homeowner/Rental Rehabilitation programs will provide subsidies to qualified borrowers to obtain financing from conventional lenders for home improvement loans. Assistance will be provided to **650 households under the Homeowner Rehabilitation programs; and 40 households will be assisted under the Rental Rehabilitation program.**
- The City will continue to support local non-profit housing agencies/organizations and City administered projects: Maintenance Assistance Services to Homeowners (MASH) and Code Enforcement Task Force (inspections) in housing rehabilitation and preservation efforts. At least 500 households will receive assistance through these programs.

Accomplishments: (2008 - 2009 PY):

The Maintenance Assistance Services to Homeowners Programs (MASHs) program provided exterior housing rehabilitation, minor/major home repair services, interim assistance to **34 households.**

Services provided through the MASH Program included the painting of the exterior of the house, lead-based paint stabilization, screen/window replacements, accessibility conversions, and misc. activities. The MASH programs received \$600,000 in CDBG funds and focused its activities in the CDBG Benefit Service Area. Services are provided to low/moderate income single-family homeowners, seniors and/or disabled heads of households.

Code Enforcement Task Force (Inspections) – The Code Enforcement Task Force is a project sponsored by the City of Pasadena. Project services include the provision of proactive and systematic code compliance inspections of properties in the CDBG Benefit Service Area of the City. Typically, at least 75% of all cases are abated within 60 days or less. This year, the Task Force conducted **5,668** property inspections. Inspections include single family and multi family units, vacant lots, and buildings.

Pasadena Neighborhood Housing Services (PNHS) - Neighborhood Impact Program - This project provides single-family housing rehabilitation services in the CDBG Benefit Service Area to income eligible homeowners. PNHS provided five (5) major rehabilitation loan projects; eight (8) home repair grants and eight (8) green grants. A total of **21 households** received assistance during this reporting period. PNHS received \$147,256 in CDBG Entitlement funds.

Uses of Other Available Resources:

- The Housing Department and Code Enforcement Partnership:

The Housing Department will continue to support and strengthen the partnership with Code Enforcement in its efforts to:

- 1) identify code violations in residential structures;
- 2) provide financial assistance directed at correcting code violations; and
- 3) provide information to residents as to the availability of services and resources in the community.

Funding made available for the Code Enforcement Task Force includes \$244,048 in CDBG funds. The Code Enforcement Task Force conducted over **5,668 inspections** during the reporting period. Inspection activities include residential properties, vacant lots/buildings, and commercial structures. Approximately 75% of all complaint properties are abated within 60 days of notification having been issued to respective property owners.

Rebuilding Together*Pasadena: Rebuilding Together provides minor housing rehabilitation services (free of charge) to local residents (low income, seniors, households with disabled persons, special needs). The Pasadena Chapter is the local branch of the national organization formerly known as Christmas in April. Annually, the Pasadena Community Development Commission provides financial support to this local effort. During this reporting period \$60,000 was provided in local dollars. The agency served over **12 households** in the target area and assisted three (3) local non-profit agencies with deferred maintenance items. Project services included the following kinds/types of work items: door/window repair/replacement, electrical upgrades/repairs, plumbing, roof replacements/repairs, flooring, painting (exterior/interior) yard cleaning, flooring.

All the rehabilitation activities of occupied real property did not require any relocation. The occupants remained in the housing while the real property was being rehabilitated.

Accomplishments: 5,735 households/units received Homeowner and/or Rental Rehabilitation Assistance during this program year.

PROJECTS IN PROGRESS

The following housing rehabilitation projects were in progress as of June 30, 2009:

270 E. Parke Street (*Parke Street Apartments*): Affordable Housing Services, a local non-profit developer will rehabilitate eight (8) rental units as affordable housing for large families and construct four (4) affordable rental units as permanent supportive housing for the homeless, pursuant to an Owner Participation & Loan Agreement with PCDC. Stewart B. McKinney Homeless Assistance funds in the amount of \$499,981 have been awarded to this project from the Supportive Housing Program (SHP) and PCDC has provided loan assistance in the amount of \$968,000. A financing gap has developed and the project will need to be restructured.

50 E. Green Street (*The Green Street Hotel*): 139 units – 138 affordable. This project involves the rehabilitation of a 139-unit rental complex for very, low income seniors. The Affordable Housing Agreement and Covenant between the owners and the Pasadena Community Development Commission, which was finalized in July 2008 and approved in August 2008, provides for the purchase and extension of affordability covenants and completion of exterior and common area renovations.

770 E. Walnut St.: 71 units - 8 affordable. Inclusionary Housing Agreement approved in July 2007.

OUTREACH TO DEVELOPERS

NEW CONSTRUCTION AND/OR REHABILITATION

The Commission provides development opportunities through the issuance of a Housing Development Funding Application (HDFFA) or Request For Proposals (RFP). Through these mechanisms, developers and community-based housing sponsors compete for opportunities to partner with the City and develop affordable housing projects subsidized with federal, state, county, local, and private funding sources. Key areas of development opportunities include:

- New Construction of affordable rental and single-family ownership units.
- Rehabilitation of rental units and owner-occupied housing.
- New Construction or rehabilitation of units for the developmentally/physically disabled.
- New construction or rehabilitation of housing for senior citizens.

The Commission maintains a database of interested developers and community-based housing sponsors who are notified upon issuance of the HDFFA or RFP. Further outreach is accomplished by announcements at community meetings, through publication in local newspapers, and on the Commission's website.

As of the end of the report year, the Housing Department was in the process of developing a new funding application and project selection procedure that would provide the developer community with a more clearly defined and more transparent process.

Given the state of the housing and credit markets at the end of the report year, it will become even more critical that the City, lenders and developers work collaboratively and creatively to leverage financing and achieve a higher and more efficient level of affordable housing production in our community.

RENTAL ASSISTANCE

Rental Assistance: (2005-2010)

Utilizing federal funding, the Housing Choice Voucher Program (HCVP) will provide funding for rental assistance to **1,315** extremely low and low-income families annually.

Rental Compliance Monitoring will ensure owner compliance with long-term affordability covenants for all City-assisted units to provide housing that meets specific occupancy, income and rent guidelines.

The HOME Tenant-Based Rental Assistance (TBRA) Program will provide rental assistance to extremely low-income individuals and families with special circumstances. Households must be referred by a participating supportive service agency. The assistance is available for a period of twenty-four (24) months. Sixty (**60**) households will be assisted under the HOME TBRA Program.

The Emergency Rental Assistance Deposits (ERAD) program will provide rental assistance to very low and low-income households. One hundred thousand dollars (\$100,000) will provide assistance to at least fifty (50) households.

Accomplishments and Investments of Available Resources:

The City will continue to utilize funding from the federal government, the U. S. Department of Housing and Urban Development (HUD) and other resources to provide rental assistance to extremely low and low-income families in need of decent, safe and sanitary housing.

Additional accomplishments of the Rental Assistance Section:

- The Housing Choice Voucher Program (HCVP), formerly the Section 8 Rental Assistance Program, provided rental assistance to approximately **1,315 households** during this reporting period.
- The Section 8 Project-Based Rental Assistance Program – served 36 households.
- The Rental Assistance Section implemented the Section 8 Public Housing Agency (PHA) Annual Plan as required by HUD.
- The Section 8 Management Assessment Program (SEMAP) was implemented and our agency will perform between standard and high performer rating.
- Rental Covenant Compliance Monitoring ensures that owners of covenant-restricted rental units comply with regulatory requirements to provide affordable housing to income eligible tenants. During this reporting period 734 covenanted affordable rental dwelling units were monitored by the City's consultant, Urban Futures, Inc.

- The HOME Tenant-Based Rental Assistance Program (TBRA) provided rental assistance to **30 households** for a temporary period of 24 months. This project was funded with funds from the City's HOME Entitlement funds.
- The Emergency Rental Assistance Deposits (ERAD) program provided rental assistance to 79 households.

Accomplishments: 2,194 households/families received Rental Assistance during this program year. (1,297 Vouchers).

HOMEBUYER ASSISTANCE AND EDUCATION: (2005-2010)

Provide assistance to **70** low and moderate-income homebuyers under the Homeownership Opportunities Program (HOP).

Provide assistance to **65** low and moderate-income homebuyers through the Federal National Mortgage Association (Fannie Mae) Down Payment Assistance Investment Note (DPAIN). *(This program was terminated in the 2002-2003 PY due to the availability of more advantageous lower interest rates, conventional financing, etc., however the goals will be obtained through other programs).*

Provide assistance to **20** homebuyers under the Mortgage Credit Certificate (MCC) Program.

Provide assistance to **5** homebuyers through the California Cities Home Ownership Authority (CCHOA) Lease to Purchase Program. *(CCHOA ceased operation of the program in Los Angeles County during the 2005-2006 PY; however, the goals will be obtained through other programs.)*

Continue to provide the First-Time Homebuyers' Education and Assistance Program in conjunction with local non-profits and local lenders.

Accomplishments and Investments of Available Resources:

The Homeownership Opportunities Program (HOP) leverages private resources to make homes affordable citywide for eligible low and moderate-income individuals by providing low interest second trust deed loans. The HOP creates both partnerships with developers who earmark a predetermined number of units in a new housing development for low and moderate-income buyers and/or lenders who commit to first trust deed loans if the City provides subordinate financing. The program is funded with HOME and American Dream Downpayment Initiative (ADDI) funds, State CalHome funds, local redevelopment Housing Trust Funds, and local Inclusionary Housing funds. The HOP loan is secured by a second trust deed.

\$1,811,365 in Homeownership Opportunities Program funds were expended during the 2008-2009 PY to provide loan assistance for 11 homebuyers.

Homeownership Relocation Assistance: No activity during 2008-2009 PY.

The Mortgage Credit Certificate (MCC) Program: This program is sponsored and administered by the County of Los Angeles Community Development Commission and is available to assist home purchases in Pasadena. The Mortgage Credit Certificate (MCC) Program was established in 1992. The MCC assistance is in the form of a federal income tax credit. The tax credit increases the borrowers' effective income thereby allowing more available after-tax income to qualify for a mortgage. For PY 2008-2009 2 homebuyers received MCC assistance (in tandem with HOP loan assistance).

California Cities Home Ownership Authority (CCHOA) Lease to Purchase Program: This program provides financial assistance to homebuyers via the opportunity to lease a home with an option to purchase within three years. The participant household, in consultation with CCHOA, chooses a home that CCHOA will purchase on their behalf. The signed lease allows the household, upon financial qualification, to assume the CCHOA loan and take title to the home at no additional cost anytime during the three (3) year period. CCHOA ceased operations in Los Angeles County in 2005/2006 PY.

The First-Time Homebuyers' Education Program: Pasadena Neighborhood Housing Services, Inc. (PNHS) administers the First-Time Homebuyers' Education Program. This program provides comprehensive educational classes and counseling to lower-income renters in order to purchase ownership units in the City. Program services also include the financial prequalification of potential first-time homebuyers. Industry professionals provide the education and prequalification services.

During this program year over **263 prospective homebuyers** successfully completed the PNHS Homebuyer Education Program.

Accomplishments: During this reporting period, 11 homebuyers received HOP/MCC assistance, and 263 clients successfully completed the PNHS homebuyer education program.

HOUSING INCENTIVES

Housing Incentives to Property Owners, Developers/Sponsors and Lenders

A method for implementing the City's affordable housing strategy focuses on providing economic incentives to property owners, developers and lending institutions to create operate and finance new and/or existing affordable housing developments with emphasis on nonprofit organizations that provide long-term affordability.

1. The Housing Development Funding Application (HDFA) and Request for Proposals (RFP) for affordable housing activities including new construction, substantial rehabilitation, homeownership and special needs, will provide the City and interested developers/sponsors opportunity for competitive selection and financing of an affordable housing project anywhere within the City limits. The criteria for project/program selection and funding allocation under the HDFA or RFP will be designed to address the City's priority housing needs and thereby generate a varied array of projects/programs consistent with the mandated purpose, housing type, housing assistance, accessibility requirements or land use stipulated therein. For PY 2008-2009 the City budgeted \$8 million in its Housing Opportunity Fund to assist 124 very low-, low- and moderate-income units.
2. Community Development Block Grant (CDBG), Emergency Shelter Grant (ESG) and Human Services Endowment Fund (HSEF) funds shall also be distributed through a separate RFP process to provide resources for major/minor housing rehabilitation, community development, economic development, code enforcement, capital improvements, and the provision of human services including fair housing services, which benefit low-income households, eliminate slums and blight and/or address an urgent need. \$4 million in CDBG funds shall assist in the rehabilitation of five-hundred (500) units.
3. The Rental Rehabilitation Program (RRP) shall provide loan assistance for the rehabilitation of rental properties that are to be occupied by extremely low and low-income tenants who are paying affordable rents. The loan interest rate is usually 4% or less and the repayment schedules are based on the projected cash flow. A rental covenant to maintain rent affordability is also enforced during the loan term. For the PY 2008-2009, \$448,148 in HOME funds were available for the objective of assisting the rehabilitation of 20 rental units.
4. California Housing Finance Agency's (CHFA) Housing Enabled Local Partnership (HELP) Program shall be utilized to supplement federal and local affordable housing funding resources. HELP funds may be used for the acquisition, predevelopment, construction and/or rehabilitation of multifamily affordable housing developments. For FY 2008-2009, \$1.50 million in HELP funds were available.
5. Fee Waiver/Density Bonus shall be used as incentives to encourage the production

and development of affordable housing. These financial and non-financial incentives collectively consist of a) waiver on Planning fees for affordable housing; b) reduced Residential Impact Fee for affordable units; c) reduced Residential Impact Fee for market rate units in projects which provide affordable units; d) rebate on Residential Impact Fee for workforce units; e) reduction or modification of one or more residential development standards, or other regulatory incentives or concessions requested by the developer, in accordance with local and state density bonus regulations. In PY 2008-2009, \$128,000 in Planning fees were approved for waiver to assist the development of 97 affordable units located in these projects. These projects also qualified for reduced Residential Impact Fees, amounting to a costs savings of \$3,436,134.

HOMELESSNESS AND OTHER SPECIAL NEEDS

CONTINUUM OF CARE

The City will continue to implement and support its local Continuum of Care strategy. The primary homeless and other special needs goal and objectives are set forth below.

Goal: Implementation of the Continuum of Care which includes outreach/assessment, coordination and collaboration of emergency shelters and transitional housing with supportive services, permanent service-enriched housing and permanent housing, for addressing homelessness and the priority needs of homeless individuals and families in order to meet the housing and supportive services needs of the homeless and at-risk to homeless population including special needs populations.

Continuum of Care (2005-2010)

Support existing outreach/intake/assessment programs; **7,500** homeless persons will be served.

Support existing emergency shelters and increase the number of emergency shelter beds for families; **3,500** individuals will receive emergency shelter assistance.

Support existing transitional housing programs and increase the number of transitional housing units for individuals; **52** households will receive assistance.

Support existing permanent supportive housing programs and increase the number of permanent supportive housing programs for special needs populations; **84** households will receive permanent supportive housing assistance.

Accomplishments and Investments of Available Resources:

2005 Continuum of Care – Supportive Housing Programs

On June 10, 2005, the PCDC submitted an application to HUD for \$2.6 million. The application included funding for 9 projects, including an application for new Shelter Plus Care Tenant-Based Rental Assistance Certificates and eight renewal applications. The renewal applications were for Permanent Supportive Housing for homeless households (Serra Project CHOISS Program and Navarro House); Transitional Housing (Union Station Transitional Housing, Euclid Villa, Casa Maria); and Supportive Service projects (Passageways, HMIS).

HUD conditionally approved funding for all 9 projects on December 20, 2006.

Transitional Housing – Transitional Housing programs in the City of Pasadena include Union Station Foundation (Euclid Villa) - assisted **56** clients; Urban Revitalization Development Corporation (Casa Maria), assisted **31** clients; and Union Station Foundation's Transitional

Housing program, assisted **96** clients this year. These projects provide transitional housing for homeless persons for up to two (2) years. Case management services are provided to residents both on-site and at off-site facilities. Residents are linked to rehabilitative services that include health care, mental health care interventions, employment services, childcare, transportation, individual and group counseling, and life skills training designed to prepare clients for permanent housing and/or permanent affordable housing.

Accomplishments: 183 clients were assisted through Transitional Housing.

Permanent Supportive Housing (SHP) - Permanent Supportive housing opportunities are offered to clients through the City's Supportive Housing Program. Clients are able to receive tenant-based rental assistance and permanent supportive housing in a private dwelling unit or in a congregate living environment. The Serra Project provides permanent supportive housing that is linked to ongoing supportive services (on-site and/or off-site) and designed to allow individuals and families to live at a residence for an indefinite time. The Serra Project assisted **20 clients** during this reporting period. Navarro House (sponsored by Affordable Housing Services (AHS), a local non-profit housing/social service agency) provided **6 units** of permanent supportive housing to residents recovering from substance abuse.

A new project, Hestia House, sponsored by Pacific Clinics provided **8 units** of permanent supportive housing.

Accomplishments: 34 persons received assistance under the Permanent Supportive Housing programs this program year. An additional 3 units of Permanent Supportive Housing for chronically homeless persons were added through the successful application to HUD for new Shelter Plus Care certificates.

Passageways

Outreach/Intake and Assessment Center - Passageways is the point of entry into the City of Pasadena Continuum of Care. Passageways provides emergency outreach services on the street to link homeless persons to its intake and assessment centers. Ongoing case management is also provided to individuals or families until engagement with the Continuum of Care is achieved, or no longer appropriate. Individuals and families include those who are currently homeless and living on the streets or living in other places that are not appropriate for shelter.

Accomplishments: 1,056 units of service were provided by Passageways during this reporting period.

2006 Continuum of Care

The PCDC submitted an application to HUD for \$2.7 million for ten projects. Of the ten recommended projects, nine are renewal projects (listed by sponsor/project): Pacific Clinics/Passageways; Union Station Foundation/Euclid Villa; Union Station Foundation/

Transitional Housing Program; URDC/Casa Maria; Serra Project/CHOISS Program I; Serra Project/CHOISS Program II; Affordable Housing Services/Navarro House; the Commission/HMIS; and Commission/Renewal Shelter Plus Care. The only new project is Commission/Shelter Plus Care Certificates.

HUD conditionally approved funding for all 10 projects in February, 2007.

Transitional Housing – Transitional Housing programs in the City of Pasadena include Union Station Foundation (Euclid Villa) - assisted 63 clients; Urban Revitalization Development Corporation (Casa Maria), assisted 35 clients; and Union Station Foundation's Transitional Housing program, assisted 79 clients this year. These projects provide transitional housing for homeless persons for up to two (2) years. Case management services are provided to residents both on-site and at off-site facilities. Residents are linked to rehabilitative services that include health care, mental health care interventions, employment services, childcare, transportation, individual and group counseling, and life skills training designed to prepare clients for permanent housing and/or permanent affordable housing.

Accomplishments: 179 clients were assisted through Transitional Housing.

Permanent Supportive Housing (SHP) - Permanent Supportive housing opportunities are offered to clients through the City's Supportive Housing Program. Clients are able to receive tenant-based rental assistance and permanent supportive housing in a private dwelling unit or in a congregate living environment. The Serra Project provides permanent supportive housing that is linked to ongoing supportive services (on-site and/or off-site) and designed to allow individuals and families to live at a residence for an indefinite time. The Serra Project assisted 28 clients with 12 units during this reporting period. Navarro House (sponsored by Affordable Housing Services (AHS), a local non-profit housing/social service agency) provided 8 persons 6 units of permanent supportive housing to residents recovering from substance abuse. Hestia House, sponsored by Pacific Clinics provided 15 persons 8 units of permanent supportive housing.

Accomplishments: 51 persons received assistance under the Permanent Supportive Housing programs this program year. An additional 3 units of Permanent Supportive Housing for chronically homeless persons were added through the successful application to HUD for new Shelter Plus Care certificates.

Passageways

Outreach/Intake and Assessment Center - Passageways is the point of entry into the City of Pasadena Continuum of Care. Passageways provides emergency outreach services on the street to link homeless persons to its intake and assessment centers. Ongoing case management is also provided to individuals or families until engagement with the Continuum of Care is achieved, or no longer appropriate. Individuals and families include those who are currently homeless and living on the streets or living in other places that are not appropriate for shelter.

Accomplishments: 965 units of service were provided by Passageways during this reporting period.

2007 Continuum of Care

The PCDC submitted an application to HUD for \$2.7 million for eleven projects. Of the eleven recommended projects, ten were renewal projects (listed by sponsor/project): Pacific Clinics/Passageways; Pacific Clinics/Hestia House; Union Station Foundation/Euclid Villa; Union Station Foundation/Transitional Housing Program; URDC/Casa Maria; Serra Project/CHOISS Program I; Serra Project/CHOISS Program II; Affordable Housing Services/Navarro House; the Commission/HMIS; and Commission/Renewal Shelter Plus Care. The new project requested was Commission/Shelter Plus Care Certificates.

HUD conditionally approved funding for the 10 renewal projects on December 21, 2007. The new Shelter Plus Care certificates were not awarded.

Transitional Housing – Transitional Housing programs in the City of Pasadena include Union Station Foundation (Euclid Villa) - assisted 58 clients; Urban Revitalization Development Corporation (Casa Maria), assisted 29 clients; and Union Station Foundation's Transitional Housing program, assisted 80 clients this year. These projects provide transitional housing for homeless persons for up to two (2) years. Case management services are provided to residents both on-site and at off-site facilities. Residents are linked to rehabilitative services that include health care, mental health care interventions, employment services, childcare, transportation, individual and group counseling, and life skills training designed to prepare clients for permanent housing and/or permanent affordable housing.

Accomplishments: 167 clients were assisted through Transitional Housing.

Permanent Supportive Housing (SHP) - Permanent Supportive housing opportunities are offered to clients through the City's Supportive Housing Program. Clients are able to receive tenant-based rental assistance and permanent supportive housing in a private dwelling unit or in a congregate living environment. The Serra Project provides permanent supportive housing that is linked to ongoing supportive services (on-site and/or off-site) and designed to allow individuals and families to live at a residence for an indefinite time. The Serra Project assisted 25 clients with 12 units during this reporting period. Navarro House (sponsored by Affordable Housing Services (AHS), a local non-profit housing/social service agency) provided 6 persons 6 units of permanent supportive housing to residents recovering from substance abuse. Hestia House, sponsored by Pacific Clinics provided 12 persons 8 units of permanent supportive housing.

Accomplishments: 43 persons received assistance under the Permanent Supportive Housing programs this program year.

Passageways

Outreach/Intake and Assessment Center - Passageways is the point of entry into the City of Pasadena Continuum of Care. Passageways provides emergency outreach services on the street to link homeless persons to its intake and assessment centers. Ongoing case management is also provided to individuals or families until engagement with the Continuum of Care is achieved, or

no longer appropriate. Individuals and families include those who are currently homeless and living on the streets or living in other places that are not appropriate for shelter.

Accomplishments: 1010 units of service were provided by Passageways during this reporting period.

2008 Continuum of Care

The PCDC submitted an application to HUD for \$2.7 million for eleven projects. Of the eleven recommended projects, ten are renewal projects (listed by sponsor/project): Pacific Clinics/Passageways; Pacific Clinics/Hestia House; Union Station Foundation/Euclid Villa; Union Station Foundation/Transitional Housing Program; URDC/Casa Maria; Serra Project/CHOISS Program I; Serra Project/CHOISS Program II; Affordable Housing Services/Navarro House; the Commission/HMIS; and Commission/Renewal Shelter Plus Care. The new project is Commission/Shelter Plus Care Certificates.

HUD conditionally approved funding for all requested projects, including the 10 renewal projects and one new Shelter Plus Care project, on February 19, 2009.

10 YEAR STRATEGY TO END HOMELESSNESS

Beginning in February 2004, the City of Pasadena in collaboration with the Housing and Homeless Network embarked upon a 12-month series of Working Group meetings in order to develop a 10-Year Strategy to End Homelessness. The Working Group is made up of members of the Housing and Homeless Network and is strengthened by participation of stakeholders from throughout the community, including business districts, coalitions/committees, currently and/or formerly homeless persons, neighborhood associations, faith-based associations, corporations, non-profit agencies, elected officials, and non-public and private funders. The Working Group meets monthly to examine various strategies, both public and private, to effectively deliver existing and new assistance to the City's homeless and at risk of becoming homeless population, public and private. The completed 10-Year Strategy to End Homelessness was approved by the City Council on July 25, 2005.

The City Council, acting as the Community Development Commission, approved the City of Pasadena 10-Year Strategy to End Homelessness on July 25, 2005. The 10-Year Strategy is intended to be a living document. Programs and strategies developed as part of the 10-Year Strategy will have specific outcomes attached, and these programs, strategies, and outcomes will be reassessed annually to ensure that they are effective.

The 10-Year Strategy identifies four (4) primary strategies that must be implemented if the City of Pasadena is going to end homelessness within its jurisdiction. These strategies include:

1. Ending chronic homelessness.
2. Supporting existing homeless services.
3. Expanding existing homeless services.
4. Strengthening homeless prevention efforts.

Priorities and specific annual objectives that will be addressed each year to implement these strategies will be outlined in an Annual Action Plan. This Annual Action Plan will identify the project, the strategy the project supports, outcomes identified, budget and sources of funding. The Annual Action Plan for the second year of the 10-Year Strategy follows.

Step 1. Strengthen Public/Private Partnership

The City of Pasadena will strengthen the public and private partnership that currently addresses homelessness within its jurisdiction.

Action:

Hire a "Homeless Coordinator"

Strategy Supported:

Ending Chronic Homelessness; strengthening homeless prevention efforts

Project Description:

The City of Pasadena hired a Homeless Coordinator to help strengthen the efforts of the Pasadena Housing and Homeless Network (Network), which is the public and private partnership that currently addresses homelessness, by helping to implement the recommendations of the City's 10-Year Strategy to End Homelessness. The Homeless Coordinator will coordinate the Good Neighbor Program, and the Discharge Planning Policy.

Funding Sources:

Housing Opportunities Fund- \$81,000

Outcomes:

- The Discharge Planning Program has been implemented.
- The Pasadena Homeless Prevention Program has been implemented.

Step 2. Prevent Households from Becoming Homeless

The quickest and most efficient way to end homelessness is to prevent homelessness from happening in the first place.

Action:

Implement the Pasadena Homeless Prevention Program.

Strategy Supported:

Strengthening Homeless Prevention efforts.

Project Description:

A public and private "Pasadena Homeless Prevention Program" partnership will increase the number of community groups/individuals and the amount of resources available to prevent households at-risk-to-homelessness from losing their housing and becoming homeless. Under the direction of a "lead agency," local congregations, neighborhood associations and groups, other local community groups and individuals, and local government representatives would be the core supporters of a "Homeless Prevention Program" and share in the responsibility of preventing at-risk-to-homelessness households from becoming homeless within their immediate neighborhood.

Neighboring groups and individuals would supply the Pasadena Homeless Prevention Program "lead agency" with homeless prevention resources such as food, clothes, and private funding for utility and/or rental assistance. Neighboring groups and individuals would also help their neighbors receive help by directing them to the Pasadena Homeless Prevention Program lead

agency for homeless prevention resources. In addition, they could also help their neighbors receive help by implementing a city-wide homeless prevention communication strategy.

Funding Sources:

HOME Program-	\$75,000
Emergency Shelter Grant (ESG) Program-	\$40,000

Outcomes:

- Five hundred (500) households who are most-at-risk of becoming homeless will receive supplemental resources through the Pasadena Homeless Prevention Program and maintain their housing.

Action:

Implement Discharge Planning Program.

Strategy Supported:

Strengthen Homeless Prevention Efforts.

Project Description:

The purpose of developing and implementing a Discharge Planning Program is to prevent persons being discharged from publicly and privately funded institutions or systems of care into homelessness. Discharge planning prepares a homeless person while he/she is still in an institution to return to the community and provides links for that individual to receive essential housing and services, including enhancing and expanding their treatment options and effectiveness. The Homeless Coordinator will work with public and private systems of care in the community to implement the Discharge Planning Program.

Funding Sources:

Supportive Housing Program (SHP) Grant-\$132,700.

Outcomes:

- In the first year of implementation, a baseline number of persons being discharged will be determined through the Homeless Management Information System (HMIS) and by working with the public and private systems of care. The number of persons being discharged into homelessness will be decreased by 10% each year in subsequent years.

Step 3. Eliminate Chronic Homelessness

Action:

Expand Street Outreach Efforts.

Strategy Supported:

Eliminate Chronic Homelessness.

Project Description:

An additional street outreach team consisting of a Street Outreach Worker and Health Care Outreach Worker would provide services primarily to the chronically homeless. This street outreach team would compliment existing street outreach teams that provide mental health and general case management services.

Action: Increase the Number of Units of Permanent Supportive Housing.

Project Description:

Permanent supportive housing recommended in the 10-Year Strategy includes a “Safe Haven,” Shelter Plus Care, and efficiency units for single room occupancy.

In the first year, the City will implement 6 new units of permanent supportive housing and increase Shelter Plus Care certificates from 45 to 60.

Action:

Implement First Step Recovery Program.

Strategy Supported:

Eliminate Chronic Homelessness.

Project Description:

The First Step Recovery Program will provide an alternative to the cycle of arrests and releases for the homeless chronic substance abuser. A homeless person who is arrested for public intoxication may be brought to the First Step Recovery Program rather than jail by a police officer. The program will have 15 beds, two of which will be available for law enforcement on a 24 hour basis. It will provide intensive case management and a place for the client to stay for up to five days, with extensions made on a case-by-case basis, before moving to a rehabilitation facility.

Funding Sources:

Substance Abuse & Mental Health Services Administration (SAMHSA) Grant-\$400,000.

Outcomes:

- The number of chronically homeless persons living on the streets of Pasadena will be decreased by 10% each year.

Step 4. Continue to Support Existing Homeless Services that Perform Satisfactorily**Action:**

Provide ongoing homeless services.

Strategy Supported:

Supporting existing homeless services.

Project Description:

Every day homeless service providers supply resources to help people exit their lives from the streets of Pasadena. Approximately 3,600 adults and children become homeless while living in Pasadena each year and 85% (3,060 persons) are homeless a few months or less because of the services made available by homeless service providers.

Services made available by homeless service providers include residential and non-residential services. Residential services include emergency shelter, transitional housing, and permanent supportive housing. Non-residential services include specialized case management services such as employment, health care, housing placement, mental health care, substance abuse, and veteran services.

Funding Sources:

Supportive Housing Program (SHP) Grants-\$1.8 million.

Outcome:

- 85% of homeless persons will exit their lives from the streets within 90 days of becoming homeless.

HOMELESSNESS AND OTHER SPECIAL NEEDS

Homelessness (2005-2010)

- Provide emergency shelters, homeless prevention activities, housing, and supportive services for **4,365** individuals and families with special needs.

The following is a list of programs/activities provided by the City of Pasadena to assist in the provision of affordable rental housing opportunities for the homeless as well as lower income households with special needs. Also, included are the five-year goals as outlined in the City of Pasadena Five Year Consolidated Plan (2005-2010).

1. Emergency Shelter Grant (ESG) Program is a federally funded program to address homelessness in the City. The ESG Program is designed to help improve and maintain the quality of existing emergency shelters for the homeless, assist those emergency shelters to meet their operating expenses and to provide certain essential social services to homeless individuals. It is anticipated that \$900,000 will assist approximately 3,000 homeless individuals. Additional information on the program year is included in the ESG section of the CAPER.
2. The Shelter Plus Care (S + C) Program provides federal funding for rental assistance and a broad range of supportive services for homeless persons with disabilities and their families. The eligible beneficiaries must be homeless persons with disabilities (primarily people with serious mental illness, AIDS and related diseases, or chronic problems with alcohol or drugs) and their families. \$2.75 million will assist fifty-six (56) households.

Accomplishments: 43 homeless households with disabilities were assisted in 2005, 41 in 2006, 46 in 2007, and 65 in 2008.

3. The Supportive Housing Program (SHP) is a federally funded program designed to provide supportive services, transitional housing, and permanent supportive housing to enable homeless persons to live as independently as possible, as well as a Homeless Management Information System (HMIS) to collect and report data about homeless individuals and populations. The PCDC uses SHP funding to project sponsors to provide outreach and assessment, three transitional housing, four permanent supportive housing projects, and HMIS. \$12.5 million shall assist 5,100 households.

Accomplishments: 1,273 homeless households were assisted with outreach, services, and housing in 2005, 1,195 were assisted in 2006, and 1250 in 2007. The 2008 funding year is ongoing for SHP projects.

4. The HOME Tenant-Based Rental Assistance (TBRA) Program is funded by the U. S. Department of HUD. The program provides rental assistance to extremely low-income individuals and families with special circumstances. All households must be referred by one of the participating supportive service agencies. The assistance is limited to a period of twenty-four (24) months. \$850,000 shall assist sixty (60) households.

Accomplishments: 10 extremely low-income households with special circumstances were provided assistance in 2005, 7 in 2006, 22 in 2007, and 30 in 2008.

5. Housing Opportunities for Persons with AIDS (HOPWA): Since 1993 the PCDC has administered the tenant-based rental assistance HOPWA Program through a Memorandum of Understanding (MOU) with the City of Los Angeles Housing Department (LAHD). Los Angeles City is the grantee for the HOPWA grant. LAHD provides the grant management, reporting and general oversight. The PCDC functions as the Sponsor Agency for LAHD. Currently, the PCDC has retained the AIDS Service Center (ASC) and the Serra Project to provide client referrals to supportive services for HOPWA Program participants.

Accomplishments: 5 very low-income persons with HIV/AIDS were provided tenant-based rental assistance in 2005, 2 in 2006, 1 in 2007, and 7 in 2008.

FAMILY SELF-SUFFICIENCY (FSS) PROGRAM

The Family Self-Sufficiency (FSS) Program is designed to provide lower income families, receiving rental assistance from the City's Housing Choice Voucher Program (HCVP), with supportive services through public and private resources to achieve economic self-sufficiency within a five (5) year timeframe. Under the FSS Program, a family receives a comprehensive matrix of supportive services that include opportunities to improve educational attainment, employment skill levels and income generating abilities and opportunities.

Following a Request for Proposal process (RFP), The PCDC selected Women at Work as the sponsor agency for the Family Self-Sufficiency Program. Women at Work works with participants in the FSS program and provides counseling, job search assistance, mentoring, and referrals to the City's homeownership programs as well as referrals to other available services in the community.

Accomplishments: 25 households participated in the FSS program and 14 of these families have established escrow accounts as of June 30, 2006 and 20 as of June 30, 2007. One household moved to homeownership, and six households graduated and received the proceeds from their escrow accounts. As of June 30, 2009, 11 households are participating in the program. PCDC and Women at Work are outreaching to Housing Choice Voucher participants to enroll in FSS.

EMERGENCY SHELTER GRANT (ESG) PROGRAM

Emergency Shelters (2005-2010)

Continue to support existing emergency shelters and increase the number of emergency shelter beds for families.

Provide emergency shelter services to **3,000** individuals under the ESG Program.

The Bad Weather Shelter (BWS) Project will provide **500** homeless and at-risk homeless persons with shelter services.

The Emergency Shelter Grant (ESG) Program is a federally funded program, which addresses homelessness in the City. The ESG Program is designed to help improve and maintain the quality of existing emergency shelters for the homeless, assist those emergency shelters to meet their operating expenses and to provide certain essential social services to homeless individuals. The uses of ESG funds must be directly related to one of the five (5) eligible categories of ESG expenditures: Rehabilitation, Essential Services, Operations, Homeless Prevention and Administration.

ESG funds are awarded annually to the City of Pasadena from the U. S. Department of Housing and Urban Development. These funds are obligated by the City within the required time line of the grant award and are expended within the program year. Additional information is included in this section on the required ESG match.

FY 2008-09 Accomplishments and Investments of Available Resources:

During the program year, July 1, 2008 - June 30, 2009, the City provided funding and technical assistance to non-profit organizations and service providers for the administration, operation/maintenance, and homeless prevention activities of three (3) service providers: **1) Ecumenical Council of Pasadena Area Churches (ECPAC); 2) Union Station Homeless Services; and 3) Elizabeth House.** These three providers represent six (6) different projects serving the homeless community. Between these 3 providers the goal was to assist 6756 individuals. The homeless population served included families, females with children, single females, and single men. Shelter services were also provided to mentally ill, physically disabled and battered women, as well as individuals recovering from substance abuse.

The Ecumenical Council of Pasadena Area Churches (ECPAC) provided services through two (2) ESG funded projects:

1). The Emergency Homeless Response Program (EHRP): The EHRP activity was revised to be consistent with, and part of, the Homeless Prevention services as outlined in the City's 10 Year Strategy to End Homelessness. Services emphasized assistance to households at imminent risk of homelessness. **311 individuals received supportive services and supplemental resources** designed to help them from losing their housing.

2). The Emergency Shelter Project (ESP): This project provides motel voucher when no other shelter options are available and provides 1 to 5 night of shelter per client household. **The project gave emergency housing assistance to 217 individuals**, of which 97 were children, providing 804 nights of shelter in motel rooms.

Union Station Homeless Services provided ESG services through three (3) projects:

1). The Meals Program: This project served two breakfast meals and 3 lunch meals daily to the poor and homeless. Breakfast is served at 9:00 a.m. and 9:30 a.m.; lunch is served at 12:00 noon; 12:30 p.m. and 1:00 p.m. 123,000 meals were served in this program year. The number of meals represents 6,050 clients served. The Meals Program takes place on site at Union Station Homeless Services - Emergency Homeless Shelter. Evening meals (dinner) are provided for the overnight shelter guests only. Additionally, clients are provided with information assistance and referral services to local social service providers who participate in the City's Continuum of Care.

2). Sources - Career Development/Job Training Program: The Sources program provided career development classes, workshops, seminars, clothing, mentoring and other supportive services to help prospective job applicants who are homeless to enter the job market. Services included the use of the resource room, fax, telephone, computers, resume preparation assistance, interview techniques, wardrobe assistance, etc. This project provides follow-up and support to participants on an ongoing basis. **The Sources Project enrolled 110 clients** of which 85 graduated from the program, and 45 were known to secure employment. This project is part of the City's Continuum of Care homeless delivery of services system and focuses on those persons who are returning or attempting to enter the job market.

3). Emergency Overnight Shelter Project: - This project provided overnight emergency shelter to those clients who were participating in the intake process at Passageways - the City's One-Stop Homeless Services Center or Point of Entry into the City's Continuum of Care homeless services delivery system. The clients are housed overnight at the shelter, are provided with meals, showers, etc. The agency provides a van to transport clients back to Passageways on the next morning to continue the intake process. During this program year approximately 1,479 nights of shelter were provided; **404 persons were served**.

Elizabeth House provided ESG services through one (1) project:

1). Case Management Services: - This program provides services for shelter and support for homeless pregnant women and their children, health care and access to housing and employment. Activities include weekly case management meetings, individual counseling, pre-employment and job skills training classes, health education classes, health care appointments, educational studies, mentoring, life skills training and parent education classes. **A total of 16 participants were enrolled in the program**. All performance measures were achieved.

Accomplishments: Approximately 7108 homeless persons were assisted under the ESG Program during this program year.

Required ESG Match and Obligation Statement: (2008 - 2009 PY)

Overall, the federal and local funding resources made available for homeless needs and support service activities total \$195,633 (\$97,516-ESG and \$98,117 in the Inclusionary Housing Trust Fund). By using these funds the City of Pasadena and local non-profit organizations were able to provide services to continue programs to meet the needs of the homeless population.

Federal Stewart B. McKinney Homeless Assistance Emergency Shelter Grant (ESG) Program funds were utilized for the above-mentioned ESG eligible activities. The City of Pasadena provided the required local match through use of funds from the Inclusionary Housing Trust Fund.

The ESG funds were obligated to the respective non-profit organizations (Sub-recipients) as of July 1, 2008 (start of the program year). City Council/Commission approved the allocations for the second year of the funding cycle at its meeting on Monday, June 23, 2008.

The City of Pasadena's Bad Weather Shelter (BWS) Project:

Bad Weather Shelter (BWS) is a local seasonal shelter program. The Ecumenical Council of Pasadena Area Churches (ECPAC) in cooperation with the City of Pasadena administers this program. The BWS provides an additional 150 shelter beds to the homeless services inventory in the City. The BWS does not receive federal funds through the City of Pasadena. Annually, the BWS provides services during the cold weather season (November 2008 - March 2009) when the temperature drops below 40 degrees or lower and/or if a 40 percent chance of rain or greater is expected during the months of November through March.

During the 2008/2009 season the BWS was open 72 nights and provided shelter for an average of 123 persons per night. In total, the BWS provided 8,839 units of service (unit of service: one person, one night of shelter). **During the season the shelter served 672 unduplicated clients.** 150 emergency shelter cots were made available to homeless families and individuals per night. In addition, food and beverages were provided. Case management and social service referrals were made to other local social service providers. The Commission allocated \$60,000 to support this project. A coalition of local volunteers, including City staff, volunteered at the shelter on alternating weekends. Twenty-three local community groups volunteered at the shelter providing approximately 230 volunteers who assisted the regular shelter staff.

EMERGENCY SHELTER GRANT AND BAD WEATHER SHELTER RESOURCES (2008 - 2009 PY)	
Emergency Shelter Grant Program (Federal Entitlement)	\$ 97,516
Inclusionary Housing Trust Fund (Local Match)	\$ 98,117
Total ESG Funding	\$195,633
Bad Weather Shelter/ Inclusionary Housing Trust Funds	\$ 60,000
Total Emergency Shelter Resources	\$255,633

HOUSING FOR THE MENTALLY DISABLED

Support, develop and/or rehabilitate **10** housing units for very low/low-income persons in need of mental healthcare.

Accomplishments and Investment of Available Resources:

There are no completed projects or projects in progress to report under this goal for the 2008/2009 PY.

HANDICAPPED ACCESSIBILITY

Provide handicapped accessible or adaptable rental and/ownership units, in conjunction with the production of assisted ownership and rental housing.

Review design plans with Housing Subcommittee of Accessibility and Disability Commission for new construction and substantial rehabilitation projects.

Promote occupancy of assisted projects with accessible units by qualified handicapped tenants.

Provide outreach to, and coordinate with, organizations working on accessibility/disability issues.

PROJECTS IN PROGRESS:

19 E. Orange Grove Blvd. to 790 N. Fair Oaks Ave. (*Heritage Square*): This mixed-use zoned development site will include a residential component of approximately 80 affordable rental units for seniors. The project will be designed to meet all applicable handicapped accessibility requirements. The site is owned by the Commission and the project is in the planning stage.

Other Actions Taken:

The City's Accessibility and Disability Commission continues to be involved in the development of various types of housing units within the City. The Accessible Housing Committee of the Accessibility and Disability Commission provides assistance and input in the development of the principles of accessibility design and are committed to outreaching to various housing developers.

The Committee recommended to developers the following principles of "Universal Design:"

1. New construction of apartment and condominiums must comply with accessibility provision in state code and the Fair Housing Act.
2. New townhouses construction should include at least some single-level units that permit people who use wheelchairs, crutches, and canes, or whose walking ability is limited by age to enter the unit and use all of its rooms.
3. Rehabilitating single-family housing should, to the extent feasible, include removable cabinets and baseboards under the kitchen sink; backing for grab bars in bathrooms, and 32-inch wide doorways.
4. The rehabilitation of apartments and condominium complexes should, to the extent feasible, include removable cabinets and baseboards under the kitchen sink; backing for grab bars in bathrooms; 32 inch wide doorways; and a ramp as an alternative to stairs at a common entrance.

The Planning and Development Department will continue to coordinate with the City's Accessibility/Disability Coordinator to assure the accessible units are 1) originally marketed toward the physically challenged community; and 2) that the units remain accessible.

SENIOR HOUSING

Housing for Seniors (2005 – 2010)

Develop **315** units of rental housing for senior citizens; 225 or 28.6% will be affordable to extremely low and low and moderate-income seniors.

PROJECTS IN PROGRESS

19 E. Orange Grove Blvd. to 790 N. Fair Oaks Ave. (Heritage Square): This mixed-use zoned development site will include a residential component of approximately 80 affordable rental units for seniors. The site is owned by the Commission and the project is in the planning stage.

HOME – CAPER

HOME program funds were distributed to support the following activities during FY 2008 - 2009.

\$ 000,000	Homeownership Opportunities Program (HOP)
000,000	HOME Tenant Based Rental Assistance Program (TBRA)
000,000	CHDO Reserve
00,000	HOME Program Administration
<u>000,000</u>	American Communities Fund Reserve
\$0,000,000	

Details on these activities, including the Priority Housing Need met are contained in the next pages.

Homeownership Opportunities Program (“HOP”)

Site Address:	Various owner-occupied properties
Activity:	Provided homeownership counseling to 280 low and moderate income residents.
Administrator:	Pasadena Community Development Commission
Status:	2 families purchased homes with HOME funds; 11 families purchased homes with non-HOME funds.
Priority HSG Need:	0

HOME Tenant Based Rental Assistance Program (TBRA)

Site Address:	Various rental properties
Activity:	Provided 24 months rental vouchers (rental assistance) to very low and low income tenants.
Administrator:	Pasadena Community Development Commission
Status:	18 households received HOME Tenant assistance during the period of July 1, 2008 to June 20, 2009.
Priority HSG Need:	0

Rental Rehabilitation Program

Project Name:	New Revelation Missionary Baptist Church
Project Address:	855 N. Orange Grove Blvd.
Funding:	\$762,668
Activity:	New construction of 7 units, 6 units of Permanent Supportive Housing for the Chronically Homeless, and one manager’s unit.

PART II

ASSESSMENT OF PERFORMANCE

APPENDIX A

EVALUATION AND ASSESSMENT OF ANNUAL PERFORMANCE (2008-2009 PY)

CITY OF PASADENA

EVALUATION AND ASSESSMENT OF ANNUAL PERFORMANCE

(2008- 2009 Program Year)

General Assessment

Each year following the close of the program year, the City undergoes the process of evaluating its internal progress and accomplishments that have been made during the program year. This review and evaluation is made against the goals/objectives as set forth in the City's Five Year Consolidated Plan (2005 - 2010). In addition to evaluating its progress, the City also looks at obstacles or impediments that may have been present during the program year. These obstacles or impediments are examined in regard to how they may have hindered the degree of progress.

The City finds that overall it is making meaningful progress toward meeting the established goals as outlined in the Five-Year Consolidated Plan (2005 - 2010).

Housing

During the report period, several housing projects (ownership and rental) which contain affordable housing units were contracted, under construction, or completed. These projects are financially assisted by the City or are required to provide affordable housing pursuant to the City's inclusionary housing program or density bonus regulations. All of these housing projects are mentioned in this report in respective sections where applicable.

The City will continue to partner and collaborate with local non-profit agencies and for-profit developers who desire to obtain various types of funding assistance/resources in order to provide for the development of affordable housing, housing preservation and housing rehabilitation activities. As set forth in the CAPER, the City will continue its outreach efforts to provide financial incentives to developers/property owners/local non-profit organizations, etc.

As noted in this report as well as in the City's Five Year Consolidated Plan, the City of Pasadena currently has an extremely low rental vacancy rate. The low vacancy rates coupled with the high cost of rentals have complicated the rental market for many of the City's low/moderate income residents.

Homelessness and Other Special Needs Populations

The City of Pasadena is especially pleased with the partnerships formed with homeless service providers and those formed within the homeless community. The effectiveness of this partnership is demonstrated in addressing homeless issues through participation in the Continuum of Care; the active involvement of the Pasadena Housing and Homeless Network, the local emergency shelters, transitional housing programs, supportive housing programs and the provision of other supportive services to special needs populations.

During July 2005 the City of Pasadena approved its 10 Year Strategy to End Homelessness, and several of the recommendations have been implemented, including additional units of permanent supportive housing and the Homeless Prevention Program. Additional information and a discussion of the actions to be taken to implement this plan are included in the CAPER.

New Construction - Ownership Housing

Five ownership housing projects containing a total of 16 affordable units were under construction during the report year.

New Construction - Rental Housing

Two rental housing projects containing a total of 93 affordable units were completed during the report year. Four rental housing projects containing a total of 100 affordable units were under construction or under contract during the report year.

New Construction - Senior Housing

- 19 E. Orange Grove Blvd. to 790 N. Fair Oaks Ave. (Heritage Square): This mixed-use zoned development site will include a residential component of approximately 80 affordable rental units for seniors. The site is owned by the Commission and the project is in the planning stage.
- 1267 N. Hudson Ave. (Hudson Oaks): 45 rental units – **44 affordable**. This assisted project was approved for a predevelopment loan in PY and is in predevelopment stage.

New Construction - Special Needs Housing

877 N. Orange Grove Blvd. (Nehemiah Court): New Revelation Church (a local faith-based non-profit), with developer consultant A Community Of Friends, will develop this 7-unit project which will provide permanent supportive rental housing for 12 homeless persons. The federal Supportive Housing Program under the McKinney Act will provide \$759,621 in funding (\$400,000 for project development and \$359,621 for operations and supportive services). Pursuant to Owner Participation & Loan Agreement, PCDC will provide \$962,668 for project development (\$762,668 HOME funds and \$200,000 State Local Housing Trust Fund Program). The project received an award of \$968,000 from the County of Los Angeles in April 2008. Developer is preparing to submit applications to the County of Los Angeles and State of California for additional funding assistance to close financing gap. Construction drawings are being prepared for plan check.

Non-Housing Community Development Assessments

Public/Human Services

The City provided quality public/human services to approximately 60,000 local residents. These services included health care, education, senior activities, job development, employment

training, youth activities, homeless assistance, free meals program for the homeless, information, assistance and referrals, etc.

Economic Development Activities

Several economic development projects were funded through the CDBG Program. These projects provided small business assistance to small/start-up local businesses, technical assistance and support to micro-enterprises, etc., for over 80 low/moderate residents of the CDBG Benefit Service Area.

These projects are:

1). The Pasadena Development Corporation (PDC) - Small Business Assistance Program: This project provides small business loans, business counseling, technical assistance and other forms of support to local start-up businesses. The support provided to these individual businesses helps to create/retain jobs for low/moderate income residents.

PDC expended over \$117,000 in CDBG Entitlement funds and over \$135,000 in loan funds to fund business loans. These loans are projected to create/retain local jobs. The project delivered approximately 315 hours of technical assistance to small businesses; and over 313 individuals received business counseling.

As a Certified Community Development Financial Institution (CDFI), PDC continues to use CDFI loan pool monies to lend to existing small businesses that will create and/or retain jobs throughout the CDBG Benefit Service Area.

3). Fair Oaks Renaissance Shopping Center - Repayment of Section 108 Loan: The Fair Oaks Shopping Center provides employment opportunities as well as an expanding volume of retail/commercial activity to the CDBG Benefit Service Area. The project provides approximately 30 jobs to low/moderate income persons. Currently, there are 12 businesses operating in the shopping center. The project continues to provide goods and services to the area and has established a solid economic environment.

Additional information on the accomplishments under the economic development category is also included in the Appendix section of the CAPER.

Ensuring Performance Compliance

The Housing Department performs the administrative oversight and program administration for the City's federal housing and community development programs such as: Community Development Block Grant (CDBG), Emergency Shelter Grant (ESG); Home Investment Partnership Act (HOME) Program; the Continuum of Care Homeless Assistance Application - Supportive Housing Programs (SHP); the Housing Choice Voucher Program (HCVP), formerly known as the Section 8 Rental Assistance Program, etc.

The management and administrative oversight includes the required program and fiscal on site monitoring, project performance assessments, etc., to ensure compliance in regard to the provision of the delivery of services. The H/CD has the responsibility to ensure federal, state and local compliance regarding fair housing, equal opportunity in contracting/employment, reporting, etc.

Additionally, the Housing Department has the responsibility of conducting the Analysis of Impediments (AI) to Fair Housing Choice and updating the City's Fair Housing Plan as required by HUD. These tasks are undertaken periodically and/or as required by HUD. The City contracted with Cotton Bridges and Associates (CBA), urban planners, to conduct the Analysis to Impediments to Fair Housing Choice and to update the Fair Housing Plan. The AI and the City's updated Fair Housing Plan have been submitted to HUD as required.

The Housing Rights Center (HRC) under contract with the City of Pasadena provides:

- 1). Ongoing monitoring and record keeping as it relates to fair housing activities in the City. HRC serves over 1,695 local Pasadena residents annually. Clients are tenants and landlords. HRC provides fair housing counseling, complaint investigation, litigation, outreach and education. As required by HUD a copy of the Fair Housing Report for this reporting period is included in the CAPER.
- 2). Housing Mediation Services for local Pasadena residents. The Housing Mediation program is designed to assist landlords/tenants in resolving issues prior to costly litigation. Mediation does not guarantee a resolution, however it often establishes an atmosphere in which both parties are able to reach a workable alternative.
- 3). Technical assistance in the implementation of the Tenant Protection Ordinance - Pasadena Municipal Code (PMC 9.75). Effective November 1, 2004, Pasadena City Council amended the Code to add a new chapter - PMC 9.75 and amended Title 16 (Standards for Conversion Projects). This action provides a greater level of protection to those families who are impacted by condominium conversion projects, demolition and/or the removal of rental units from the market.

GRANTEE'S SELF EVALUATION

1. Are the activities and strategies making an impact on identified needs?

Yes, the activities and strategies are making an impact on the identified needs. The Accomplishment Chart included in this section of the CAPER demonstrates the progress that is being made under each objective. The City is meeting the established goals and objectives and as indicated in some instances, the goals are actually exceeded.

2. What barriers may have a negative impact on fulfilling the strategies and overall vision?

Some of the barriers that may have a negative impact on meeting the affordable housing goals include an inadequate level of financial resources, the high cost of available vacant land in the City, and more recently, the downturn in the for sale housing market and the credit market crisis. In addition, since the development of the Five Year Consolidated Plan (2005-1010) the City of Pasadena has experienced reductions in its CDBG and HOME entitlement funding which could have a negative impact on achieving programmatic goals as set forth in the Plan.

3. What is the status of the grant programs? Are grants disbursed in a timely manner?

Overall, the federal grant programs administered by the City of Pasadena are performing very well. The programs are maintaining timely expenditure standards as demonstrated in Appendix D, IDIS reports. The actual disbursements are consistent with the letter of credit in IDIS upon execution of the master agreements between the City and HUD. Housing/Community Development works closely with the City's Department of Finance to ensure timely and accurate reimbursements to Sub-recipients, developers, CHDOs, etc.

4. Are major goals on target?

As demonstrated in Appendix K, HUD Tables and Census Tracts, all major goals and objectives are on target based on the City's Five Year Consolidated Plan (2005-2010).

5. Any reasons for any changes in program objectives and what adjustments or improvements to strategies and activities might meet your needs more effectively?

The City of Pasadena has not had a need to make changes to its program objectives, therefore, the City has not made changes to its objectives.

However, suggested adjustments or improvements to the strategies and activities would include the access to additional funding resources (federal and non-federal) in order to facilitate more community development activities (including capacity-building for sub-recipients), expand affordable housing activities/projects, made available more supportive services to special needs populations, and provide additional services to the low income

community. Furthermore, Pasadena has a very large older housing stock. Hence, there is a great need for additional services to assist homeowners with housing repairs, maintenance and rehabilitation activities.

6. Did the City of Pasadena pursue all resources indicated in the Consolidated Plan?

The City of Pasadena has pursued all resources mentioned in the Consolidated Plan. Federal Entitlement Program utilized includes HOME Investment Partnership (HOME) Program, Community Block Grant (CDBG) Program, Emergency Shelter Grant (ESG) Program and Housing Choice Voucher Program (HCVP). Federal Competitive Funding Program utilized includes Continuum of Care for Homeless Assistance, Family Self Sufficiency (FSS) Program and Housing Opportunity for Persons with AIDS Program (HOPWA).

Other resources being used or pursued are the Low and Moderate Income Housing Trust Funds, the Inclusionary Housing Trust Fund (In-Lieu Fees), State Local Housing Trust Fund, State Workforce Housing Reward Program funds, California Housing Finance Agency (CalHFA), and CalHome homebuyer program funds.

7. Did the City hinder implementation by any actions or willful inaction?

The City did not hinder implementation of the programs/projects by any actions or willful action.

8. Did the City undertake activities that serve limited clientele not falling within one of the categories of presumed low moderate benefit?

During FY 2008/09, no activities were undertaken that served limited clientele not falling within one of the categories of presumed low moderate benefit.

PROJECT PERFORMANCE ASSESSMENT

- **Goal(s)** - The intent or purpose to be achieved by the project.

The project will be assessed to determine if the achievement of the stated goal(s) is an integral part of the operation/implementation of the project.

- **Objectives** – The specifically desired intent of the activities that will be undertaken and/or performed in order to achieve the project's stated goal(s). The objectives, when clearly defined, provide the mechanism by which the project will meet its goals.

The focus of the assessment will be on the distinct and clear pattern(s) of activities/events, which are taking place and which collectively tend to lead toward the fulfillment of the project's goal(s).

- **Unit(s) of Service** - The units of service provided (i.e., the number of hours of counseling, children/families served, houses rehabilitated, etc.).

The performance assessment will verify documented evidence and on-site operation of the delivery or implementation of the stated service units.

- **Average Cost per Unit** -The average cost per unit of service represents the total CDBG, ESG, and HSEF allocation divided by the number of units provided.

The performance assessment will examine the reasonableness of the average cost per unit of service(s) provided; based on the number of persons served and activities/services performed in relation to the amount(s) of money, time, effort, etc., expended to render the actual unit of service.

- **Performance Measures** - Performance measures are quantitative and qualitative indicators which denote the achievement or lack of achievement of the project's stated goals.

The performance assessment will focus principally on the project's obtainment of the quantitative values assigned to each measure. Additionally, on-site monitoring visits will be employed to observe the quality of the delivery or performance of services/activities.

- **Performance Schedule** - The performance schedule identifies the major milestones for implementation of the project. It provides the anticipated dates when major activities and events will take place during the program year.

The performance assessment will examine the timeliness of the implementation of major project related activities.

- **Expected Outcomes** - The expected outcomes of the project are those results, occurrences and/or benefits, which are directly correlated to the activities of the project. The outcomes are those consequences, anticipated or unexpected, which result as an aftermath of the activities previously conducted to meet the project's stated goals.

The performance assessment will focus on the identification and documentation of the expected outcomes as a direct/indirect consequence or effect of the project activity.

- **CDBG/ESG Allocation** - The actual funds awarded under the Sub-Recipient Agreement, as may be amended.

The performance assessment will examine the amount of the total project allocation in regard to the services provided, average cost per unit of service, and recognized benefit to project participants and the community at large.

APPENDIX B

AFFIRMATIVELY FURTHERING FAIR HOUSING (FAIR HOUSING REPORT)

FAIR HOUSING REPORT

July 1, 2008 – June 30, 2009

Prepared By

The Housing Rights Center

For

The City of Pasadena

Housing Rights Center
520 South Virgil Avenue, Suite 400
Los Angeles, CA 90020
Phone: (213) 387-8400
Fax: (213) 381-8555
www.hrc-la.org

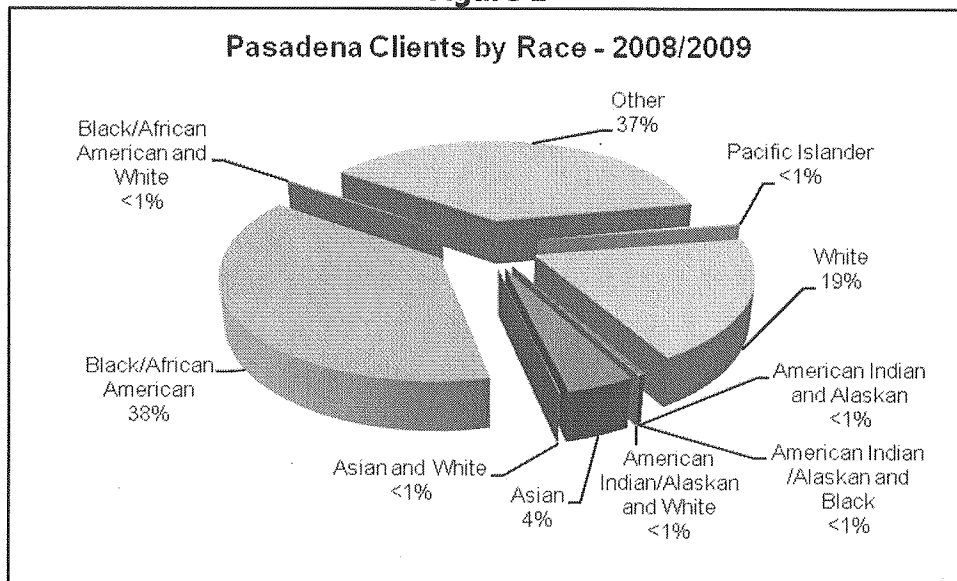
Background

For over two decades, the City of Pasadena has contracted with the Housing Rights Center to provide fair housing services for its residents. The Housing Rights Center ("HRC") began its work to further fair housing choice in 1968. HRC's mission is to actively support and promote fair housing through education and advocacy to the end that all persons have the opportunity to secure the housing they desire and can afford, without discrimination based on their race, color, religion, gender, sexual orientation, national origin, familial status, marital status, disability, ancestry, age, source of income, or other characteristics protected by law. HRC has worked to ensure equal access to housing for residents of Pasadena by providing discrimination complaint investigation, landlord/tenant counseling, outreach and education, legal services and advocacy. The following report summarizes our efforts in the City of Pasadena in FY 2008/09.

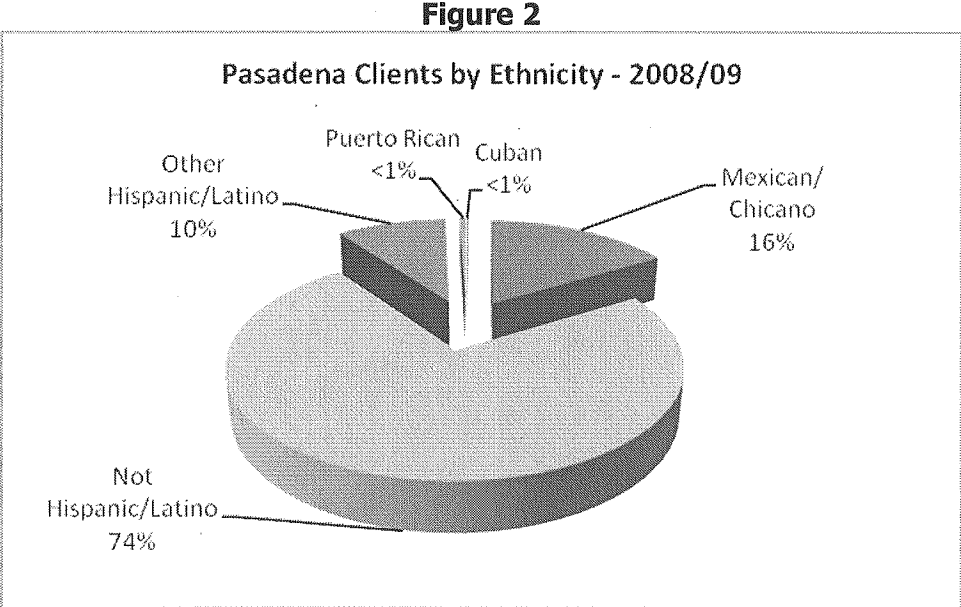
Summary of Client Services

From July 1, 2008 to June 30, 2009, the Housing Rights Center provided general housing and discrimination services to 1,695 clients from the City of Pasadena. Clients from Pasadena who contacted HRC for assistance were asked to report their race. Six hundred forty-five (38%) were Black/African American, six hundred thirty-one (37%) were Other, three hundred twenty-seven (19%) were White, seventy-two (4%) were Asian, eight (<1%) were Pacific Islander, four (<1%) were Black/African American and White, three (<1%) were American Indian or Native Alaskan, two (<1%) were American Indian/Alaskan Native and White, two (<1%) were American Indian/Alaskan Native and Black, and one (<1%) was Asian and White. **(Figure 1)**

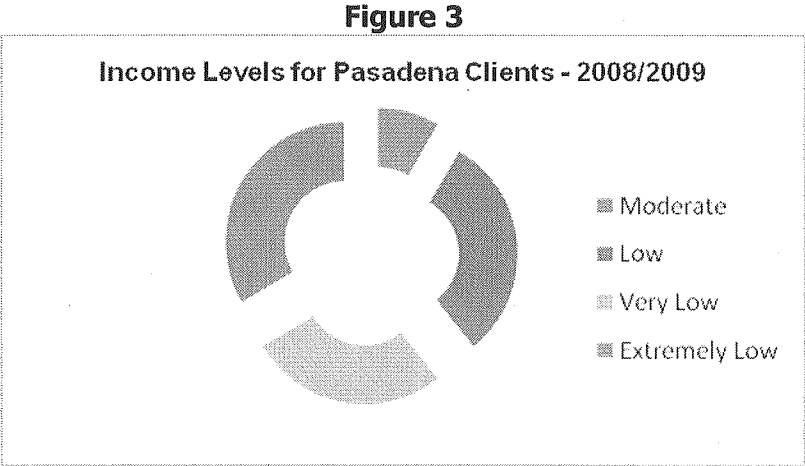
Figure 1



Pasadena clients were also asked to give their ethnicity (Hispanic/Non-Hispanic). Two hundred seventy four (16%) said they were Mexican/Chicano, one hundred sixty two (10%) said they were Other Hispanic, nine (1%) were Puerto Rican, and three (<1%) were Cuban. **(Figure 2)**



According to self-reported client data, the highest number of Pasadena residents who sought assistance stated they were extremely low income (568) followed by low income (523), very low income (461), and moderate income (143). **(Figure 3)**



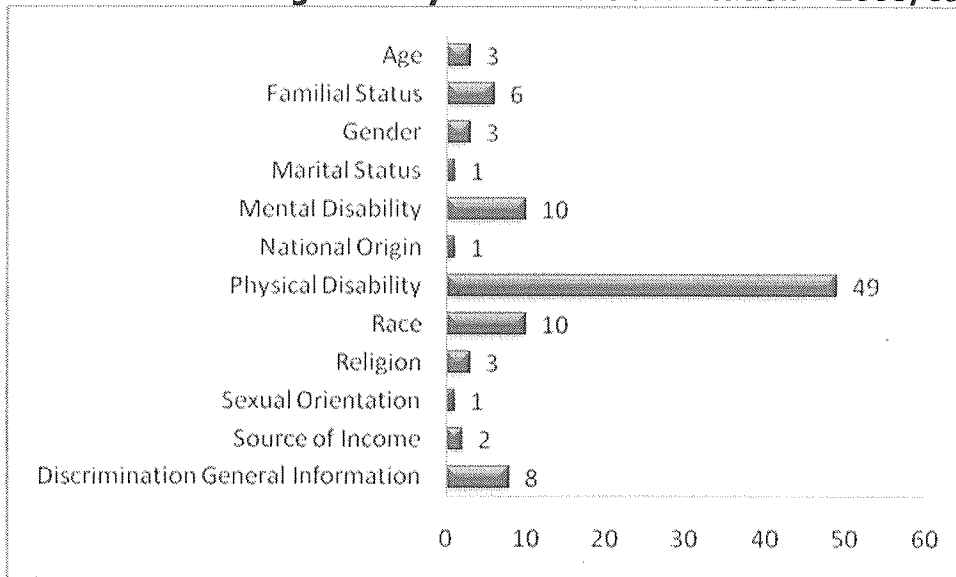
HRC also collected data on female-headed households, seniors, persons with disabilities and recipients of government housing benefits. Three hundred two (18%) individuals stated they were a person with a disability, one hundred seventy-seven (10%) clients were female heads of household, two hundred twenty-three (13%) stated they were seniors and one hundred twenty-seven (7%) stated they received a government subsidy for housing. Furthermore, 56% of

callers stated they were in-place tenants, 34% represented rental homeseekers, 8% were landlords or managers, 3% were other and less than 1% were homebuyers or realtors.

Housing Discrimination Intake and Investigation

Of the 1,695 Pasadena residents assisted, ninety-seven (97) reported incidents of housing discrimination, of which 51% were allegations of discrimination based on physical disability, 10% on mental disability, 10 % on race, 6% on familial status, 3% each on age, gender, and religion, 2% on source of income, 1% each on marital status, national origin and sexual orientation discrimination, and 8% requested general information on housing discrimination. **(Figure 4)**

**Figure 4
Discrimination Allegations by Protected Classification – 2008/09**

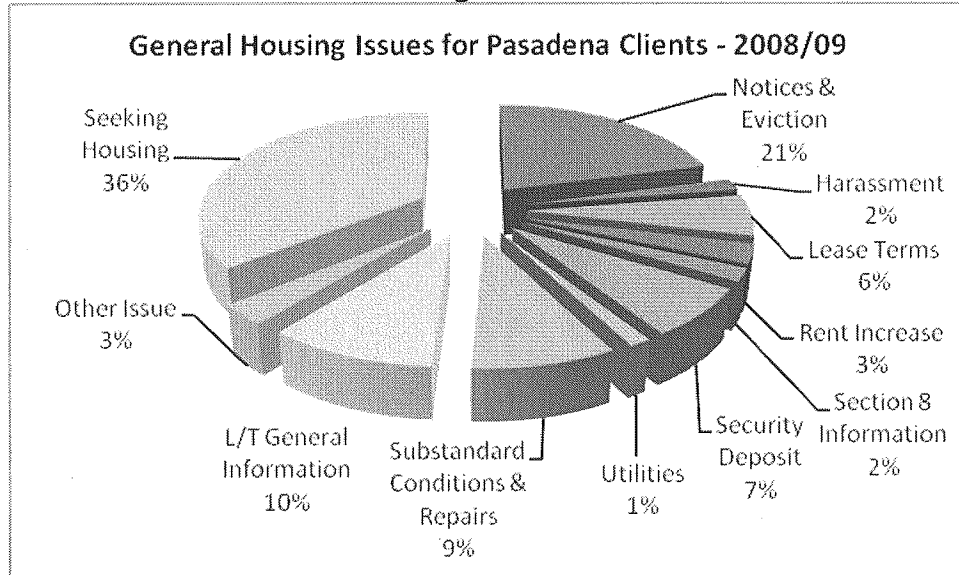


After a preliminary investigation of the ninety-seven (97) allegations of housing discrimination, HRC opened 27 cases for further investigation, representing 28% of the allegations received. **Findings:** In twenty-three (85%) of these cases, HRC found evidence to sustain the allegation of housing discrimination. In four (15%) cases the evidence was inconclusive. **Dispositions:** HRC successfully conciliated fourteen (52%) of these cases. In four (15%) cases there was no enforcement action possible, in five (19%) cases the client withdrew, and four (15%) are pending a final outcome.

Tenant/Landlord Counseling

Tenant/Landlord issues covered a variety of concerns ranging from eviction and substandard conditions to questions about how to get repairs made. The most prevalent tenant/landlord topics were related to the search for housing and questions regarding notices and other general landlord/tenant issues. **(Figure 5)** HRC housing counselors provided direct assistance to Pasadena residents with the goal of educating and informing individuals on the law so they can make informed decisions when handling their housing issues.

Figure 5



Outreach and Education

The Housing Rights Center provided the City of Pasadena with a comprehensive fair housing outreach and education program in FY 2008/09. Outreach activities ranged from fair housing presentations and media ads to literature distribution and informational tables.

Media: Press Release, PSAs and Paid Advertising

In FY 2008/09 the Housing Rights Center submitted press releases and public service announcements to media outlets that serve the City of Pasadena. HRC submitted press releases to the *Pasadena Star News*, *San Gabriel Valley Daily Tribune*, *Los Angeles Times*, *La Opinion*, and *Chinese Daily/World Journal*. In addition, HRC submitted public service announcements to the Pasadena Community Access Corporation Community Bulletin Board, Neighborhood Connections, and Facebook. The press releases and public service announcements provided information regarding HRC's Housing Rights Workshops for landlords and tenants, the 10th Annual Housing Rights Summit, and volunteer opportunities with HRC. Furthermore, HRC's contact information was submitted to the City of Pasadena in order to be listed as a community resource in the City's biannual *Survival Guide*.

Fair Housing Workshops for the Community

During FY 2008/09, HRC conducted several Workshops for residents and community members. HRC held workshops at Villa Park Community Center, Hastings Branch Library and the 2009 Conference on Aging. HRC also conducted fair housing workshops for housing providers during a special presentation for members of the Apartment Owners Association, the Foothill Apartment Association Member Meeting, and the Southern California Association for Non-profit Housing Conference. The workshops provided an overview of fair housing laws, the Pasadena Mediation program, and the Pasadena Tenant Protection Ordinance. HRC was available to answer questions concerning landlord/tenant rights and responsibilities and distributed literature regarding various housing programs in the City of Pasadena.

Fair Housing Workshops for Social Service Organizations

Throughout FY 08/09, HRC extended invitations to conduct fair housing presentations to social service and community organizations that service Pasadena residents. Presentations were given to Union Station Homeless Services, Healthy Start Center at Madison Elementary, Pasadena Neighborhood Housing Services, LA Family Housing, Los Angeles County Department of Mental Health, Los Angeles County Personal Assistance Services Council, Eastern Los Angeles Regional Center and Los Angeles County Area Agency on Aging. Each presentation introduced HRC, its programs and services, and provided an overview of the fair housing laws, the protected classes and unlawful practices under the fair housing laws.

Management Trainings

HRC conducted two (2) Fair Housing Certification Training Seminars for housing industry professionals at the Pasadena Housing Department's Community Room. The training sessions, held on 11/20/08 and 5/26/09, included an in-depth presentation about the federal and state fair housing laws with particular emphasis on familial status, disability, sexual harassment, and hate crimes. HRC staff answered questions regarding housing discrimination and landlord/tenant law. Thirty-one (31) housing industry professionals attended the trainings.

Fair Housing Information Tables at Community Events

HRC staffed fair housing information tables at several community events which included the Pasadena Conference on Aging, Pasadena City College Volunteer Fair, Passageways Homeless Connect Day, Pasadena Foreclosure Prevention Workshop, and the 2008 Pasadena Fiestas Patrias Celebration. HRC staff answered questions and distributed literature to those that visited the fair housing table.

Literature Distribution

In FY 2008/09 HRC distributed 5,026 pieces of literature to social service agencies, community centers, and housing industry professionals throughout the City of Pasadena. Some of the organizations contacted through literature distribution included Pasadena City College, Pasadena Housing & Homeless Network, Pasadena 2010 Census Committee, LA County Department of Public Social Services (Pasadena Office), LA County Service Planning Area 3, Pasadena Northwest Commission, Jackie Robinson Center, Pasadena Housing Department, Pasadena Central Library, Hastings Branch Library, Neighborhood Connections, Pasadena-Foothill Association of Realtors, Villa Park Community Center, Union Station, Pasadena Neighborhood Housing Services, Health Start Center at Madison Elementary, and Foothill Apartment Association.

Tester Trainings

The Housing Rights Center's investigation department held two (2) tester training sessions in FY 2008/09. The trainings were held at the offices of the Housing Department in the City of Pasadena. The first training was conducted on October 28, 2008 and sixteen (16) individuals attended the training. The second training was held on June 18, 2009 and nine (9) individuals attended this training. The trainings included an in-depth coverage of various methods of testing used in investigating housing discrimination complaints. HRC was able to train twenty-five (25) new testers to help in housing discrimination investigations.

Special Events

10th Annual Housing Rights Summit

On April 22, 2009, the Housing Rights Center presented the 10th Annual Housing Rights Summit. The Summit commemorated National Fair Housing month and the 50th Anniversary of the California Fair Employment and Housing Act. The Summit theme '*Our Homes & Our Health*' featured Larry Adelman as keynote speaker. Mr. Adelman is co-Director of California Newsreel and Executive Producer of *Unnatural Causes*, a documentary that highlights how racial and economic inequalities and our social environment affect the health of individuals and communities. Topic presentations and discussions during the event included: the California Budget Crisis, Our Homes & Our Health and a screening of *Unnatural Causes*, Independent Living and Accessibility, Rising Up for Environmental Justice, and the Housing Market and Foreclosure Crisis. Over 168 community representatives, government staff, students and members of the public participated throughout the day's activities.

Conclusion

In 2008/09, the Housing Rights Center has continued to work towards ensuring equal access to housing for all Pasadena residents.

APPENDIX C

SUMMARY OF PUBLIC PROCESS

CDBG-R, HPRP narratives to be determined.

PUBLISH: September 3, 2009
ACCOUNT NO. 8112-219-684410-50517

Housing Department: (626) 744-8321
FAX (626) 744-8340

PUBLIC NOTICE OF THE AVAILABILITY FOR REVIEW OF THE DRAFT CONSOLIDATED ANNUAL PERFORMANCE AND EVALUATION REPORT (CAPER) FOR PROGRAM YEAR 2008-2009 FOR THE CITY OF PASADENA AND NOTICE BY THE CITY OF PASADENA TO THE PUBLIC OF A SCHEDULED PUBLIC HEARING BY THE CITY COUNCIL RELATING TO THE DRAFT CONSOLIDATED ANNUAL PERFORMANCE AND EVALUATION REPORT (CAPER) 2008-2009 PY FOR THE COMMUNITY DEVELOPMENT BLOCK GRANT (CDBG); EMERGENCY SHELTER GRANT (ESG); HOME INVESTMENT PARTNERSHIP ACT; AND THE HUMAN SERVICES ENDOWMENT FUND (HSEF)

The City of Pasadena announces that the Draft Consolidated Annual Performance and Evaluation Report (CAPER) for Program Year 2008-2009, as required by the Department of Housing and Urban Development (HUD), will be available September 3, 2009 for public review.

The Consolidated Plan (2005-2010) is a five year planning document which assesses housing assistance needs, housing stock conditions, rental housing subsidy needs of lower income households, housing, non-housing and community development needs, and service needs of the homeless, and sets goals for housing units to be assisted over a five year period.

The Draft Consolidated Annual Performance and Evaluation Report (CAPER) describes the City's progress in carrying out the housing strategy during July 1, 2008 - June 30, 2009.

The Pasadena City Council and the Housing Department are vitally interested in improving and increasing communication with Pasadena citizens in the area of housing, transportation, economic development, and employment/training, etc.

The Draft Consolidated Annual Performance and Evaluation Report (CAPER) will be available at the following locations throughout the City:

1. HOUSING DEPARTMENT:

Renaissance Plaza
649 N. Fair Oaks Ave., Suite 202, 744-8321
Monday through Thursday between 8:00 a.m. and 5:00 p.m.

2. COMMUNITY FACILITIES: *

Jackie Robinson Center - 1020 North Fair Oaks	791-7983
Villa-Parke Neighborhood Center - 363 East Villa	744-6530
Pasadena Senior Citizens Center - 85 East Holly	795-4331
Victory Park Center - 2575 Paloma	798-0865
El Centro de Accion Social, Inc. - 37 East Del Mar	792-3148

- 3. ALL BRANCHES OF THE PUBLIC LIBRARY: ***
- | | |
|---|----------|
| Central Library - 285 East Walnut | 405-4052 |
| Allendale - 1130 South Marengo | 799-2519 |
| Hastings - 3325 East Orange Grove Blvd. | 792-0945 |
| Hill Avenue - 55 South Hill | 796-1276 |
| Lamanda Park - 140 South Altadena Drive | 793-5672 |
| La Pintoresca - 1355 North Raymond | 797-1873 |
| Linda Vista - 1281 Bryant | 793-1808 |
| San Rafael - 1240 Nithsdale | 795-7974 |
| Santa Catalina - 999 East Washington | 794-1219 |

***Check these facilities for hours of availability.**

The Draft Consolidated Annual Performance and Evaluation Report (CAPER) for Program Year 2008-2009 will be considered by the Pasadena City Council on Monday, September 21, 2009 and will be submitted to the U.S. Department of Housing and Urban Development (HUD) thereafter. The final CAPER will be available for public review following the required HUD submission.

Comments in writing, from the public, on the Draft Consolidated Annual Performance and Evaluation Report (CAPER) will be received by the Housing Department, located at Renaissance Plaza, 649 N. Fair Oaks Ave., Suite 202, Pasadena, from September 3 - September 18, 2009. If you have any questions you may contact John Depew, Program Coordinator, Housing Department, City of Pasadena at (626) 744-8321.

Michael J. Beck, City Manager
P.O. Box 7115
Pasadena, CA 91109

Publish: September 3, 2009
Pasadena Journal

Approved as to Form:

CAROLYN Y. WILLIAMS
Assistant City Attorney



CITY OF PASADENA

Human Services and Recreation Department
&
Planning and Development Department

Needs Assessment Public Meeting



The Human Services and Northwest Commissions invite you to participate in a public meeting to identify community needs. Please plan on attending the following meetings:

Thursday, May 28, 2009
6:00 pm
Jackie Robinson Center
1020 N. Fair Oaks Ave.
Pasadena, CA 91103

Tuesday, June 16, 2009
6:00 pm
Victory Park Center
2575 Paloma St.
Pasadena, Ca 91107

YOUR PARTICIPATION IS IMPORTANT

The Human Services Commission and Northwest Commission will recommend funding priorities for the 2010-2012 contract period based upon the following: Presentation given at the two up-coming public meetings and the Community Needs Assessment Evaluation. All information received will be used to help in the process of allocating funds for the Community Development Block Grant, Emergency Shelter Grant and Human Services Endowment Fund.

For additional information please contact Ron Hillary at 626-744-6942
rhillary@cityofpasadena.net



CIUDAD DE PASADENA

Departamento de Servicios Humanos y Recreación
Y
Departamento de Planificación y Desarrollo

Junta Publica Asesoramiento de las Necesidades de la Comunidad



La Comisión de Servicios Humanos y La Comisión de Northwest le invita a dar testimonio sobre las necesidades del público de Pasadena.

Jueves, 28 de mayo 2009
6:00 PM
Jackie Robinson Center
1020 N. Fair Oaks Ave.
Pasadena, CA 91103

Martes, 16 de junio, 2009
6:00 PM
Victory Park Center
2575 Paloma St.
Pasadena, CA 91107

SU PARTICIPACION ES IMPORTANTE! La Comisión de Servicios Humanos y La Comisión de Northwest va a recomendar prioridades referentes a fondos para el contrato del periodo 2010-2012 basado en el testimonio de la junta pública, asesoramiento de las necesidades de la comunidad, y evaluación de los datos.

Estas recomendaciones servirán como guía de asignación de las siguientes Fuentes de fondos: Becas del Bloque desarrollo de La Comunidad, Becas para Refugio de Emergencia, y Fondos de la Fundación de Servicios Humanos.

Para mayor información, favor de comunicarse con Ron Hillary al
626-744-6942 o rhillary@cityofpasadena.net

APPENDIX D

HUD REPORTS (IDIS)

U.S. DEPARTMENT OF HOUSING AND URBAN DEVELOPMENT
 OFFICE OF COMMUNITY PLANNING AND DEVELOPMENT
 INTEGRATED DISBURSEMENT AND INFORMATION SYSTEM
 LIST OF ACTIVITIES BY PROGRAM YEAR AND PROJECT
 PASADENA, CA

REPORT FOR CPD PGM: HOME
 PGM YR : 2008

PGM YR-PROJECT	IDIS ACT ID	ACTIVITY NAME	STATUS	PGM	FUNDED AMOUNT	NET DRAWN AMOUNT	BALANCE
2008-0030	ADMINISTRATION						
	984	HOME ADMINISTRATION	UNDERWAY	HOME	78,437.00	18,807.10	59,629.90
	1011	HOME TBRA ADMIN SOPPORTIVE SERVICES	UNDERWAY	HOME	75,000.00	75,000.00	0.00
		PROJECT TOTALS		HOME	153,437.00	93,807.10	59,629.90
2008-0031	AMERICAN COMMUNITIES FUND RESERVES						
	985	AMERICAN COMMUNITIES FUND RESERVES	BUDGETED	HOME	558,000.00	0.00	558,000.00
2008-0032	EMERGENCY RENTAL ASSISTANCE DEPOSIT (ERAD)						
	986	EMERGENCY RENTAL ASSISTANCE DEPOSIT ERAD	UNDERWAY	HOME	85,000.00	70,225.00	14,775.00
2008-0033	HOME TENANT-BASED RENTAL ASISTANCE PROGRAM						
	995	HILDA NEVAREZ/BEACON HOUSING	UNDERWAY	HOME	13,140.00	3,285.00	9,855.00
	996	MELANIE REED/GILBERT DOMINGUEZ	UNDERWAY	HOME	6,816.00	3,500.00	3,316.00
	997	JASMINE GLENN/HSU FAMILY TRUST	UNDERWAY	HOME	10,930.00	6,089.00	4,841.00
	998	BRANDON HOGUE/JOSEPH TILTON	UNDERWAY	HOME	9,208.00	4,641.00	4,567.00
	999	JUMELA TOWNS/CHRISTIAN GONZALEZ	UNDERWAY	HOME	7,920.00	3,372.00	4,548.00
	1000	HILDEBRAND LLANTO/ALI MOGHADAM	UNDERWAY	HOME	10,524.00	9,618.00	906.00
	1001	MARIO MILLOY / LUCINA DELEON	UNDERWAY	HOME	11,722.00	11,722.00	0.00
	1002	ANTHONY BROOKS / OMID BADAQSH	UNDERWAY	HOME	9,433.00	6,032.00	3,401.00
	1003	SANDY CANDRAY / SWARANJIT NIJJAR	UNDERWAY	HOME	9,913.00	5,523.00	4,390.00
	1004	MELANIE STEWART / KEVIN OUZOUNIAN	UNDERWAY	HOME	8,800.00	6,435.00	2,365.00
	1005	XUE LIAN FANG / FRANCO FANG	UNDERWAY	HOME	13,200.00	5,471.00	7,729.00
	1012	CORA LEWIS / RAYMOND KONG	UNDERWAY	HOME	1,004.00	1,004.00	0.00
	1013	BLANCA SANCHEZ / HOLLY ST LP	UNDERWAY	HOME	7,952.00	4,544.00	3,408.00
	1014	LESHY ECHEVERRIA / JANICE BROOKS PINE	UNDERWAY	HOME	12,573.00	12,573.00	0.00
	1015	CAMILLE CARRILLO / KAYE FLORES	UNDERWAY	HOME	14,198.00	12,967.00	1,231.00
	1016	DIANE FRANKLIN / MILTON LAPOINTE	UNDERWAY	HOME	16,948.00	12,475.00	4,473.00
	1017	DARLENE KOPPLIN / SUSAN DEL NOSTRO	UNDERWAY	HOME	10,716.00	10,716.00	0.00
	1018	WOODROW JOHNSON / SYED HASAN	UNDERWAY	HOME	11,743.00	8,402.00	3,341.00
	1019	LOUISE MILLER / ERIC WINTER	UNDERWAY	HOME	10,812.00	10,812.00	0.00
	1020	JUANA LIMON / BEACON HOUSING	UNDERWAY	HOME	8,858.00	4,882.00	3,976.00
	1022	JOSIE SMITH / LOUIS KHOURY	UNDERWAY	HOME	188.00	188.00	0.00
	1023	XOCHILT DELGADO / BEACON HOUSING	UNDERWAY	HOME	4,395.00	2,346.00	2,049.00
	1024	ROBERTA PALOMARES / GARY ADAMS	UNDERWAY	HOME	10,636.00	10,636.00	0.00
	1037	GUILLERMINA SANDOVAL / JANICE BROOKS-PINE	UNDERWAY	HOME	300.00	300.00	0.00
	1038	LOUISE MILLER / ERIC WINTER	UNDERWAY	HOME	10,776.00	1,526.00	9,250.00
	1039	JACQUELINE WALTERS / DEER VALLEY HHP LLC	UNDERWAY	HOME	10,644.00	3,891.00	6,753.00
	1040	LITTLE KELLEY/DEER VALLEY MHP LLC	UNDERWAY	HOME	10,646.00	2,832.00	7,814.00
	1041	SPPHIA ROMERO / ARBIS ROJAS	UNDERWAY	HOME	9,132.00	3,609.00	5,523.00
	1042	LIFANG HUANG/DEGUZMAN FAMILY TRUST	UNDERWAY	HOME	11,196.00	4,183.00	7,013.00
	1043	MONIQUE ALMEIDA/STEPHEN TAHMISIAN	UNDERWAY	HOME	7,500.00	2,641.00	4,859.00

U. S. DEPARTMENT OF HOUSING AND URBAN DEVELOPMENT
 OFFICE OF COMMUNITY PLANNING AND DEVELOPMENT
 INTEGRATED DISBURSEMENT AND INFORMATION SYSTEM
 LIST OF ACTIVITIES BY PROGRAM YEAR AND PROJECT
 PASADENA, CA

PGM YR-PROJECT	IDIS ACT ID	ACTIVITY NAME	STATUS	PGM	FUNDED AMOUNT	NET DRAWN AMOUNT	BALANCE
	1044	WYNTER WILLIAMS/HOLLY ST L.P.	UNDERWAY	HOME	13,812.00	3,453.00	10,359.00
	1045	XOCHITL DELGADO / BEVEN & BROCK	BUDGETED	HOME	9,590.00	0.00	9,590.00
	1046	MARIO MILLOY/LUCINA DELEON	UNDERWAY	HOME	8,352.00	1,015.00	7,337.00
		PROJECT TOTALS		HOME	313,577.00	180,683.00	132,894.00
2008-0034		HOMEOWNERSHIP OPPORTUNITIES PROGRAM					
	988	HOMEOWNERSHIP OPPORTUNITIES PROGRAM	BUDGETED	HOME	0.00	0.00	0.00
	990	HOMEOWNERSHIP OPPORTUNITIES PROGRAM	BUDGETED	HOME	158,633.00	0.00	158,633.00
	992	JEANETTE UEBELE	UNDERWAY	HOME	125,625.00	125,625.00	0.00
	993	DARIN AND BEVERLY COOPER	UNDERWAY	HOME	121,020.00	121,020.00	0.00
		PROJECT TOTALS		HOME	405,278.00	246,645.00	158,633.00
2008-0035		HOME HOUSING PRODUCTION					
	989	HUDSON OAKS	UNDERWAY	HOME	144,235.00	144,235.00	0.00
		PROGRAM YEAR 2008 TOTALS		HOME	1,659,527.00	735,595.10	923,931.90

U.S. DEPARTMENT OF HOUSING AND URBAN DEVELOPMENT
 OFFICE OF COMMUNITY PLANNING AND DEVELOPMENT
 INTEGRATED DISBURSEMENT AND INFORMATION SYSTEM
 CDBG ACTIVITY SUMMARY REPORT (GPR) FOR PROGRAM YEAR 2008
 07-01-2008 TO 06-30-2009
 PASADENA, CA

PGM YEAR: 2008
 PROJECT: 0001 - MOTHER'S CLUB COMMUNITY CENTER
 ACTIVITY: 952 - MOTHER'S CLUB COMMUNITY CENTER
 STATUS: UNDERWAY

LOCATION: MOTHER'S CLUB FAMILY LEARNING CENTER, INC.
 980 N. FAIR OAKS AVENUE
 PASADENA, CA 91103

OBJECTIVE: CREATE SUITABLE LIVING ENVIRONMENTS
 OUTCOME: AVAILABILITY/ACCESSIBILITY
 MATRIX CODE: 05 REG CITATION: 570.201(E) NATIONAL OBJ: LMC

DESCRIPTION:

THIS PROJECT STRENGTHENS FAMILIES & PROVIDES A REPLICABLE MODEL FOR FAMILY SUPPORT & EDUCATION. SERVICES INCLUDE EARLY CHILDHOOD EDUC., PRE-SCHOOL PROGRAM, AND FAMILY SUPPORT SERVICES.

FINANCING:
 INITIAL FUNDING DATE: 10-16-08
 ACTIVITY ESTIMATE: 25,000.00
 FUNDED AMOUNT: 25,000.00
 UNLIQ OBLIGATIONS: 0.00
 DRAWN THRU PGM YR: 22,779.98
 DRAWN IN PGM YR: 22,779.98

NUMBER OF PERSONS ASSISTED:

TOTAL 7
 TOT EXTREMELY LOW: 51
 TOT MOD: 7
 TOT NON LOW MOD: 0

TOTAL: 65
 PERCENT LOW / MOD: 100.00
 TOTAL FEMALE HEADED: 0

ACCOMPLISHMENTS BY YEAR:

REPORT YEAR PROPOSED TYPE
 2008 01 - PEOPLE (GENERAL)
 TOTAL:

PROPOSED UNITS ACTUAL TYPE
 40 01 - PEOPLE (GENERAL)
 40

ACTUAL UNITS
 0
 0

ACCOMPLISHMENT NARRATIVE:

QUANTITATIVE: THE PROJECT ENROLLED 65 PARENTS & 78 CHILDREN WITH 201 DAYS OF PROGRAMMING. MANY SERVICES PROVIDED IN COLLABORATION W/ OTHER LOCAL AGENCIES (I.E., PASADENA CITY COLLEGE, AZUSA PACIFIC UNIVERSITY, YOUNG & HEALTHY, PASADENA PUBLIC LIBRARY, PASADENA PUBLIC HEALTH DEPT., PASADENA POLICE DEPT., PUSD, PLANNED PARENTHOOD, PACIFIC OAKS COLLEGE, ELIZABETH HOUSE, PASADENA MENTAL HEALTH ASSOC. & HUNTINGTON HOSPITAL) TO ENHANCE THE QUALITY OF SERVICES PROVIDED BY THE PROGRAM. IN ADDITION TO EARLY CHILDHOOD EDUCATION, THE PROGRAM PROVIDES PARENTING EDUCATION. PARTICIPATING PARENTS ARE REQUIRED TO ATTEND THIS ACTIVITY, PROVIDED IN CONJUNCTION WITH PASADENA CITY COLLEGE. A PARENT SUPPORT GROUP IS PROVIDED, LEAD BY A LICENSED FAMILY THERAPIST. APPROX. 80% OF PARENTS UTILIZE THE SUPPORT GROUP. QUALITATIVE: ADULTS IN ESL CLASSES AVERAGED A 5 POINT GAIN ON THE COMPREHENSIVE ADULT STUDENT ASSESSMENT SYSTEM (CASAS) STANDARDIZED ENGLISH LANGUAGE ACQUISITION TEST IS ADMINISTERED EVERY 100 HOURS OF INSTRUCTION. CHILDREN'S DEVELOPMENTAL ADVANCEMENT IS MEASURED BY THE DESIRED RESULTS DEVELOPMENTAL PROFILE (DRDP) SYSTEM. ALL CHILDREN GAIN AT LEAST 1 POINT OF THE 9 INDICATORS ON THE DRDP. THE PROJECT ACHIEVED ITS GOALS.

TOTAL # #HISPANIC
 1 0
 1 0
 0 0
 0 0
 0 0
 0 0
 0 0
 0 0
 0 0
 0 0
 63 63

TOTAL: 65 63

U.S. DEPARTMENT OF HOUSING AND URBAN DEVELOPMENT
OFFICE OF COMMUNITY PLANNING AND DEVELOPMENT
INTEGRATED DISBURSEMENT AND INFORMATION SYSTEM
CDBG ACTIVITY SUMMARY REPORT (GPR) FOR PROGRAM YEAR 2008
07-01-2008 TO 06-30-2009
PASADENA, CA

PGM YEAR: 2008
PROJECT: 0002 - OLYMPIC CHALLENGE
ACTIVITY: 953 - OLYMPIC CHALLENGE
STATUS: UNDERWAY

LOCATION:
AAF ROSE BOWL AQUATICS CENTER
360 N. ARROYO BLVD.
PASADENA, CA 91103

FINANCING:
INITIAL FUNDING DATE: 10-16-08
ACTIVITY ESTIMATE: 25,000.00

FUNDED AMOUNT: 25,000.00
UNLIQ OBLIGATIONS: 0.00
DRAWN THRU PGM YR: 25,000.00
DRAWN IN PGM YR: 25,000.00

NUMBER OF PERSONS ASSISTED:

TOTAL 217
TOT EXTREMELY LOW: 25
TOT LOW: 3
TOT NON LOW MOD: 1
TOTAL: 246
PERCENT LOW / MOD: 99.50

TOTAL FEMALE HEADED: 0

ACCOMPLISHMENTS BY YEAR:

REPORT YEAR PROPOSED TYPE
2008 01 - PEOPLE (GENERAL)
TOTAL:

OBJECTIVE: CREATE SUITABLE LIVING ENVIRONMENTS
OUTCOME: AVAILABILITY/ACCESSIBILITY
MATRIX CODE: 05 REG CITATION: 570.201(E) NATIONAL OBJ: LMC

DESCRIPTION:

THIS PROJECT TEACHES AQUATICS (LESSONS/SAFETY) ACADEMIC (WRITING/READING) SKILLS TO 3RD GRADERS & STUDENTS WITH SPECIAL NEEDS.

WHITE: TOTAL # #HISPANIC
BLACK/AFRICAN AMERICAN: 21 0
ASIAN: 17 0
AMERICAN INDIAN/ALASKAN NATIVE: 11 0
NATIVE HAWAIIAN/OTHER PACIFIC ISLANDER: 2 0
AMERICAN INDIAN/ALASKAN NATIVE & WHITE: 2 0
ASIAN & WHITE: 0 0
BLACK/AFRICAN AMERICAN & WHITE: 1 0
AM. INDIAN/ALASKAN NATIVE & BLACK/AFRICAN AM: 0 0
OTHER MULTI-RACIAL: 0 0
TOTAL: 192 192

TOTAL:

246 192

PROPOSED UNITS ACTUAL TYPE

300 01 - PEOPLE (GENERAL) ACTUAL UNITS
300 0

ACCOMPLISHMENT NARRATIVE:

QUANTITATIVE: DURING THE PROGRAM YEAR THE PROJECT ENROLLED 246 CHILDREN AND DELIVERED 3,690 LESSONS (UNITS OF SERVICE) IN SWIMMING AND DIVING. EACH CHILD WAS GIVEN A FREE PASS FOR THEIR FAMILY FOR RECREATIONAL SWIMMING AND EACH ONE OF THE LOCKER ROOM AND A WATER SAFETY WORKBOOK. QUALITATIVE: 80% OF THE STUDENTS WERE ABLE TO CITE WATER SAFETY RULES AND BEHAVIORS AS DEMONSTRATED BY THEIR ABILITY TO COMPLETE WATER SAFETY WORKBOOKS CORRECTLY. NEARLY ALL THE CHILDREN MOVED UP AT LEAST ONE LEVEL ON THE RED CROSS 6 LEVEL LEARN-TO-SWIM COURSE PROGRAM. LEARNING TO SWIM IS POTENTIALLY A LIFE SAVING SKILL. DROWNING IS THE SECOND LEADING CAUSE OF INJURY RELATED DEATH FOR CHILDREN AGES 1-14. THE PROJECT ACHIEVED ITS GOALS.

U.S. DEPARTMENT OF HOUSING AND URBAN DEVELOPMENT
 OFFICE OF COMMUNITY PLANNING AND DEVELOPMENT
 INTEGRATED DISBURSEMENT AND INFORMATION SYSTEM
 CDBG ACTIVITY SUMMARY REPORT (GPR) FOR PROGRAM YEAR 2008
 07-01-2008 TO 06-30-2009
 PASADENA, CA

PGM YEAR: 2008
 PROJECT: 0003 - SENIOR CITIZEN NETWORK PROGRAM
 ACTIVITY: 954 - SENIOR CITIZEN NETWORK PROGRAM
 STATUS: UNDERWAY
 LOCATION:

EL CENTRO DE ACCION SOCIAL, INC.
 37 E DEL MAR BLVD.
 PASADENA, CA 91105

OBJECTIVE: CREATE SUITABLE LIVING ENVIRONMENTS
 OUTCOME: AVAILABILITY/ACCESSIBILITY
 MATRIX CODE: 05A REG CITATION: 570.201(E) NATIONAL OBJ: LMC

DESCRIPTION:

SERVICES INCLUDE OUTREACH/INTAKE, ASSESSMENT, INFORMATION ASSISTANCE AND REFERRALS FOR LOW/MOD SENIORS. ACTIVITY WILL ADDRESS PHYSICAL, MENTAL HEALTH AND SOCIAL ISOLATION.

FINANCING:
 INITIAL FUNDING DATE: 10-16-08
 ACTIVITY ESTIMATE: 15,633.00
 FUNDED AMOUNT: 15,633.00
 UNLIQ OBLIGATIONS: 0.00
 DRAWN THRU PGM YR: 14,617.83
 DRAWN IN PGM YR: 14,617.83

NUMBER OF PERSONS ASSISTED:

TOTAL 105
 TOT EXTREMELY LOW: 100
 TOT LOW: 9
 TOT NON LOW MOD: 0
 TOTAL: 214
 PERCENT LOW / MOD: 100.00

TOTAL FEMALE HEADED: 0

ACCOMPLISHMENTS BY YEAR:

REPORT YEAR PROPOSED TYPE
 2008 01 - PEOPLE (GENERAL)
 TOTAL:

TOTAL # #HISPANIC
 182 169
 BLACK/AFRICAN AMERICAN: 9 0
 ASIAN: 23 0
 AMERICAN INDIAN/ALASKAN NATIVE: 0 0
 NATIVE HAWAIIAN/OTHER PACIFIC ISLANDER: 0 0
 AMERICAN INDIAN/ALASKAN NATIVE & WHITE: 0 0
 ASIAN & WHITE: 0 0
 BLACK/AFRICAN AMERICAN & WHITE: 0 0
 AM.INDIAN/ALASKAN NATIVE & BLACK/AFRICAN AM: 0 0
 OTHER MULTI-RACIAL: 0 0

TOTAL:

214 169

PROPOSED UNITS ACTUAL TYPE

150 01 - PEOPLE (GENERAL)
 150

ACTUAL UNITS
 0
 0

ACCOMPLISHMENT NARRATIVE:

QUANTITATIVE: THE PROJECT HAS ENROLLED 214 SENIORS WHO HAVE BEEN PROVIDED OVER 617 UNITS OF SERVICES THROUGH PROGRAMMING SUCH AS: ESL CITIZENSHIP, ARTS AND CRAFTS CLASSES, AND SOCIALIZATION ACTIVITIES SUCH AS FIELD TRIPS. 19 SENIORS PASSED THE CITIZENSHIP EXAM AND BECAME U.S. CITIZENS; 90 SENIORS RECEIVED BLOOD PRESSURE AND BLOOD SUGAR SCREENING FROM A HUNTINGTON HOSPITAL NURSE, 35 SENIORS PARTICIPATED IN A 6 WEEK HEALTH EDUCATION CLASS, 378 REFERRALS TO OTHER SERVICES WERE PROVIDED AND 48 HOME VISITS WERE MADE BY STAFF.
 QUANTITATIVE: SERVICES INCLUDED CASE MANAGEMENT, HOME VISITS AND COUNSELING. SUPPORTIVE SERVICES ARE PROVIDED IN COLLABORATION WITH OTHER AGENCIES. SERVICES ARE DESIGNED TO ADDRESS SOCIAL ISOLATION TO PREVENT PHYSICAL AND MENTAL DETERIORATION. THE PROJECT HAS IMPLEMENTED PRE- AND POST-TESTING IN THE ENGLISH AS A SECOND LANGUAGE AND CITIZENSHIP CLASSES. IN THESE ACTIVITIES THE SENIORS HAVE HAD AN AVERAGE GAIN OF 35% IN THEIR KNOWLEDGE BASED ON THE PRE- AND POST-TESTING. THE PROJECT ACHIEVED ITS GOALS.

U. S. DEPARTMENT OF HOUSING AND URBAN DEVELOPMENT
 OFFICE OF COMMUNITY PLANNING AND DEVELOPMENT
 INTEGRATED DISBURSEMENT AND INFORMATION SYSTEM
 CDBG ACTIVITY SUMMARY REPORT (GPR) FOR PROGRAM YEAR 2008
 07-01-2008 TO 06-30-2009
 PASADENA, CA

PGM YEAR: 2008
 PROJECT: 0004 - FAMILY ACCESS 2 HEALTH PREV. & TREATMENT
 ACTIVITY: 955 - FAMILY ACCESS TO HEALTH PREV & TREATMENT
 STATUS: UNDERWAY
 LOCATION: URDC HUMAN SERVICES CORP
 1460 N. LAKE AVENUE
 PASADENA, CA 91104

OBJECTIVE: CREATE SUITABLE LIVING ENVIRONMENTS
 OUTCOME: AVAILABILITY/ACCESSIBILITY

MATRIX CODE: 05 REG CITATION: 570.201(E) NATIONAL OBJ: LMC

DESCRIPTION:

PROVIDES PRIMARY HEALTH CARE SERVICES, PREVENTION APPROACHES HEALTH ENCOUNTERS, MEDICAL EDUCATION/SCREENING, ETC. TO MEDICALLY INDIGENT CLIENTS & FAMILIES.

FINANCING:
 INITIAL FUNDING DATE: 10-16-08
 ACTIVITY ESTIMATE: 30,000.00
 FUNDED AMOUNT: 30,000.00
 UNLIQ OBLIGATIONS: 0.00
 DRAWN THRU PGM YR: 21,075.65
 DRAWN IN PGM YR: 21,075.65

TOTAL # #HISPANIC
 309 204
 115 0
 41 0
 2 0
 0 0
 0 0
 0 0
 0 0
 0 0
 0 0
 0 0
 203 203

NUMBER OF PERSONS ASSISTED:

TOT EXTREMELY LOW: 670
 TOT LOW: 0
 TOT MOD: 0
 TOT NON LOW MOD: 0
 TOTAL: 670
 PERCENT LOW / MOD: 100.00

TOTAL:

670 407

TOTAL FEMALE HEADED: 0

ACCOMPLISHMENTS BY YEAR:

REPORT YEAR PROPOSED TYPE
 2008 01 - PEOPLE (GENERAL)
 TOTAL:

PROPOSED UNITS ACTUAL TYPE
 600 01 - PEOPLE (GENERAL)
 600

ACTUAL UNITS
 0
 0

ACCOMPLISHMENT NARRATIVE:

QUANTITATIVE: PROJECT SERVED 670 UNDUPLICATED, UNINSURED CLIENTS DELIVERING 1,261 MEDICAL ENCOUNTERS, 837 PRESCRIPTIONS AND/OR LAB TESTS. PROJECT PROVIDED 245 HEALTH EDUCATION CONTACTS. PATIENTS INCLUDED CHILDREN, ADULTS AND THE ELDERLY. QUALITATIVE: PATIENTS HEALTH IMPROVED. THEY RECEIVED APPROPRIATE HEALTH ASSESSMENTS AND TREATMENT. 48% OF PATIENTS CHIEF COMPLAINTS WERE RESOLVED, AND 51% REQUIRED RETURN VISITS FOR FURTHER TREATMENT. THE CLINIC WAS VERY EFFECTIVE FOR DIABETIC PATIENTS WITH ASSISTING PATIENTS TO CONTROL THEIR DIABETIC CONDITIONS WITH MEDICATIONS AND LIFESTYLE CHANGES. FOR DIABETIC PATIENTS SERVED DURING THE PROGRAM YEAR, 86% OF THEIR CONDITIONS HAVE BEEN CONTROLLED, AND 14% NEEDED MORE AGGRESSIVE TREATMENT. FOR PATIENTS WITH OTHER CHRONIC DISEASES, THEY HAD BEEN CLOSELY MONITORED TO ENSURE ADEQUATE CONTROL OF THEIR SYMPTOMS. THE PROJECT ACHIEVED ITS GOALS.

U.S. DEPARTMENT OF HOUSING AND URBAN DEVELOPMENT
OFFICE OF COMMUNITY PLANNING AND DEVELOPMENT
INTEGRATED DISBURSEMENT AND INFORMATION SYSTEM
CDBG ACTIVITY SUMMARY REPORT (GPR) FOR PROGRAM YEAR 2008
07-01-2008 TO 06-30-2009
PASADENA, CA

PGM YEAR: 2008
PROJECT: 0005 - COUNSELING PROGRAM
ACTIVITY: 956 - COUNSELING PROGRAM
STATUS: UNDERWAY

OBJECTIVE: CREATE SUITABLE LIVING ENVIRONMENTS
OUTCOME: AVAILABILITY/ACCESSIBILITY
MATRIX CODE: 05 REG CITATION: 570.201(E) NATIONAL OBJ: LMC

LOCATION:
PASADENA MENTAL HEALTH ASSOCIATION
1495 N. LAKE AVENUE
PASADENA, CA 91104

DESCRIPTION:
PROVIDE MENTAL HEALTH SERVICES FOR AREA RESIDENTS AND SKILL TRAINING FOR
MENTAL HEALTH INTERNS.

FINANCING:
INITIAL FUNDING DATE: 10-16-08
ACTIVITY ESTIMATE: 30,000.00
FUNDED AMOUNT: 30,000.00
UNLIQ OBLIGATIONS: 0.00
DRAWN THRU PGM YR: 24,969.53
DRAWN IN PGM YR: 24,969.53

TOTAL # #HISPANIC
100 26
BLACK/AFRICAN AMERICAN: 53 0
ASIAN: 13 0
AMERICAN INDIAN/ALASKAN NATIVE: 3 0
NATIVE HAWAIIAN/OTHER PACIFIC ISLANDER: 2 0
AMERICAN INDIAN/ALASKAN NATIVE & WHITE: 1 0
ASIAN & WHITE: 1 0
BLACK/AFRICAN AMERICAN & WHITE: 4 0
AM.INDIAN/ALASKAN NATIVE & BLACK/AFRICAN AM: 0 0
OTHER MULTI-RACIAL: 176 135

NUMBER OF PERSONS ASSISTED:

TOTAL 118
TOT EXTREMELY LOW: 131
TOT LOW: 75
TOT MOD: 29
TOT NON LOW MOD: 353
TOTAL: 91.70
PERCENT LOW / MOD:

TOTAL: 353 161

TOTAL FEMALE HEADED: 0

ACCOMPLISHMENTS BY YEAR:

REPORT YEAR PROPOSED TYPE
2008 01 - PEOPLE (GENERAL)
TOTAL:

PROPOSED UNITS ACTUAL TYPE
500 01 - PEOPLE (GENERAL)
500

ACTUAL UNITS
0
0

ACCOMPLISHMENT NARRATIVE:

QUANTITATIVE: PROJECT SERVED 353 CLIENTS AND PROVIDED OVER 3,976 HOURS OF COUNSELING IN A ONE-ON-ONE SETTING. 42 INTERNS WERE UTILIZED TO PROVIDE THE DIRECT SERVICES AND THEY WERE SUPERVISED BY 4 LICENSED CLINICIANS. INFORMATION ASSISTANCE AND REFERRALS WERE PROVIDED TO THE GENERAL PUBLIC VIA TELEPHONE CONTACTS. QUALITATIVE: PROJECT ASSITS INDIVIDUALS, COUPLES AND FAMILIES WHO ARE UNABLE TO AFFORD PRIVATE MENTAL HEALTH CARE, ARE UNINSURED, OR ARE NOT ELIGIBLE FOR OTHER PUBLICLY FUNDED CARE. CLIENTS RECEIVING THE SERVICES IMPROVE THEIR COPING SKILLS AND ARE BETTER ABLE TO SOLVE PERSONAL PROBLEMS. THE PROGRAM DESIGN ENABLES INTERNS TO GAIN VALUABLE CLINICAL EXPERIENCE. AT THE CONCLUSION OF TREATMENT OVER 85% OF CLIENTS REPORT IMPROVEMENT IN LIFE FUNCTIONS. THE PROJECT ACHIEVED ITS GOALS.

U.S. DEPARTMENT OF HOUSING AND URBAN DEVELOPMENT
 OFFICE OF COMMUNITY PLANNING AND DEVELOPMENT
 INTEGRATED DISBURSEMENT AND INFORMATION SYSTEM
 CDBG ACTIVITY SUMMARY REPORT (GPR) FOR PROGRAM YEAR 2008
 07-01-2008 TO 06-30-2009
 PASADENA, CA

PGM YEAR: 2008
 PROJECT: 0006 - JUST FOR GIRLS AFTER SCHOOL PREVENTION PROGRAM
 ACTIVITY: 957 - JUST FOR GIRLS AFTER SCHOOL PROGRAM
 STATUS: UNDERWAY
 LOCATION: YWCA PASADENA - FOOTHILL VALLEY
 1200 N. FAIR OAKS
 PASADENA, CA 91103

OBJECTIVE: CREATE SUITABLE LIVING ENVIRONMENTS
 OUTCOME: AVAILABILITY/ACCESSIBILITY
 REG CITATION: 570.201(E) NATIONAL OBJ: LMC

DESCRIPTION:

PROVIDE MIDDLE AND HIGH SCHOOL GIRLS AN OPPORTUNITY TO DEVELOP ACTIVITIES THAT ARE PLANNED FOR AND BY THE GIRLS. SERVICES INCLUDE COLLEGE PREPARATION & ACADEMIC ENHANCEMENT.

FINANCING:
 INITIAL FUNDING DATE: 10-16-08
 ACTIVITY ESTIMATE: 25,000.00
 FUNDED AMOUNT: 25,000.00
 UNLIQ OBLIGATIONS: 0.00
 DRAWN THRU PGM YR: 24,996.00
 DRAWN IN PGM YR: 24,996.00

WHITE: TOTAL # #HISPANIC
 BLACK/AFRICAN AMERICAN: 3 2
 ASIAN: 23 1
 AMERICAN INDIAN/ALASKAN NATIVE: 4 0
 NATIVE HAWAIIAN/OTHER PACIFIC ISLANDER: 0 0
 AMERICAN INDIAN/ALASKAN NATIVE & WHITE: 0 0
 ASIAN & WHITE: 1 0
 BLACK/AFRICAN AMERICAN & WHITE: 3 2
 AM INDIAN/ALASKAN NATIVE & BLACK/AFRICAN AM: 0 0
 OTHER MULTI-RACIAL: 83 67

NUMBER OF PERSONS ASSISTED:

TOTAL 51
 TOT EXTREMELY LOW: 34
 TOT MOD: 21
 TOT NON LOW MOD: 11
 TOTAL: 117
 PERCENT LOW / MOD: 90.50

TOTAL:

117 72

TOTAL FEMALE HEADED: 0

ACCOMPLISHMENTS BY YEAR:

REPORT YEAR PROPOSED TYPE
 2008 01 - PEOPLE (GENERAL)
 TOTAL: 150

PROPOSED UNITS ACTUAL TYPE
 150 01 - PEOPLE (GENERAL)
 150

ACTUAL UNITS
 0
 0

ACCOMPLISHMENT NARRATIVE:

QUANTITATIVE: THE PROJECT HAS ENROLLED 117 GIRLS AND PROVIDED OVER 4,880 UNITS OF SERVICE IN PROGRAM ACTIVITIES. THE PROJECT HAS COLLABORATED WITH VARIOUS ORGANIZATIONS INCLUDING: PASADENA LEARNS AT BLAIR AND WILLARD SCHOOLS, MUSTANGS ON THE MOVE AT JOHN MUIR HIGH SCHOOL, BOYS & GIRLS CLUBS OF PASADENA, AIDS SERVICE CENTER, PEACE OVER VIOLENCE, PLANNED PARENTHOOD, DAY ONE, HAVEN HOUSE, PASADENA JUNIOR LEAGUE, & HUNTINGTON HOSPITAL. QUALITATIVE: PROGRAM STAFF REPORTS THAT WITHIN THE VARIOUS AGE RELATED PEER GROUPINGS THEY OBSERVED IMPROVEMENTS IN GROUP COHESION, INDIVIDUAL COMMUNICATION SKILLS AND RECEPTIVENESS TO BOTH PEER INPUT AND STAFF COUNSELING. PROJECT UTILIZED YWCA'S GIRLS CIRCLE PRE- AND POST-TEST TOOL TO GAGE THE PARTICIPANT'S ACQUISITION OF KNOWLEDGE ABOUT CRITICAL ISSUES. THE INSTRUMENT CLEARLY REVEALED THAT THE GIRLS AND YOUNG WOMEN HAD SIGNIFICANT INCREASES IN KNOWLEDGE IN SEXUAL EDUCATION AND CHOICES, THE NEGATIVE AFFECTS OF DRUG AND ALCOHOL USE, UTILIZING POSITIVE COPING TOOLS IN PLACE OF SELF HARM, PROBLEM SOLVING AND CONFLICT RESOLUTION, COMMUNICATION SKILLS AND HEALTHY RELATIONSHIPS. THE PROJECT ACHIEVED ITS GOALS.

U.S. DEPARTMENT OF HOUSING AND URBAN DEVELOPMENT
 OFFICE OF COMMUNITY PLANNING AND DEVELOPMENT
 INTEGRATED DISBURSEMENT AND INFORMATION SYSTEM
 CDBG ACTIVITY SUMMARY REPORT (GPR) FOR PROGRAM YEAR 2008
 07-01-2008 TO 06-30-2009
 PASADENA, CA

PGM YEAR: 2008
 PROJECT: 0007 - NUTRITION ASSISTANCE PROJECT
 ACTIVITY: 958 - NUTRITION ASSISTANCE PROJECT
 STATUS: UNDERWAY

LOCATION:
 FOOTHILL UNITY CENTER
 191 N. OAK STREET
 PASADENA, CA 91107

FINANCING:
 INITIAL FUNDING DATE: 10-24-08
 ACTIVITY ESTIMATE: 50,000.00
 FUNDED AMOUNT: 50,000.00
 UNLIQ OBLIGATIONS: 0.00
 DRAWN THRU PGM YR: 46,000.00
 DRAWN IN PGM YR: 46,000.00

NUMBER OF PERSONS ASSISTED:

TOTAL 2,868
 TOT EXTREMELY LOW: 403
 TOT LOW: 19
 TOT MOD: 1
 TOT NON LOW MOD: 1
 TOTAL: 3,291
 PERCENT LOW / MOD: 99.90
 TOTAL FEMALE HEADED: 0

ACCOMPLISHMENTS BY YEAR:
 REPORT YEAR PROPOSED TYPE
 2008 01 - PEOPLE (GENERAL)
 TOTAL: 600

ACCOMPLISHMENT NARRATIVE:

QUANTITATIVE: PROJECT SERVED 1,101 UNDUPLICATED PASADENA HOUSEHOLDS COMPRISED OF 3,291 PERSONS. 1-3 MEMBER FAMILIES RECEIVED 20 BAGS OF FOOD PER MONTH; AND FAMILIES OF 7 OR MORE MEMBERS RECEIVED 30 BAGS OF FOOD PER MONTH. IN ADDITION, THESE FAMILIES MAY RECEIVE PERISHABLE FOOD ITEMS ON A WEEKLY BASIS. THE RETAIL VALUE OF THE FOOD PROVIDED WAS OVER \$200,000. FAMILIES HAVE ALSO BEEN PROVIDED OUTREACH SERVICES AND REFERRALS TO OTHER COMMUNITY SUPPORTIVE SERVICES. QUALITATIVE: NEARLY ALL FAMILIES WERE IN CRISIS (A FAMILY WITHOUT MEANS OF SECURING FOOD) WHEN THEY CAME TO THE PROGRAM. AT THE CONCLUSION OF THE PROGRAM YEAR, 14% OF THE FAMILIES FOOD SECURITY REMAINED IN CRISIS; 27% OF THE FAMILIES WERE AT THE VULNERABLE LEVEL (A FAMILY NEEDING REGULAR FOOD SUPPORT AND RECEIVING FULL FOOD SERVICES FROM THE PROGRAM); 31% WERE STABLE (A FAMILY HAVING ADEQUATE FOOD AS A RESULT OF THE PROGRAM AND HAVE THE MEANS TO SECURE ADDITIONAL FOOD AS NEEDED); 13% WERE SAFE (A FAMILY NOT NEEDING FOOD ASSISTANCE ALL THE TIME BUT STILL OCCASIONALLY); AND 15% WERE THRIVING (NO LONGER NEEDING FOOD ASSISTANCE AND NOT HAVING ACCESSED THE PROGRAM FOR 3 OR MORE MONTHS). THE PROGRAM SERVED AN UNPRECEDENTED NUMBER OF HOUSEHOLDS SEEKING FOOD ASSISTANCE. IT IS BELIEVED THAT THE LARGE INCREASE IN DEMAND IS THE RESULT OF THE CURRENT ECONOMIC RECESSION AND HIGH LEVEL OF UNEMPLOYMENT. THE PROJECT ACHIEVED ITS GOALS.

OBJECTIVE: CREATE SUITABLE LIVING ENVIRONMENTS
 OUTCOME: SUSTAINABILITY
 MATRIX CODE: 05 REG CITATION: 570.201(E) NATIONAL OBJ: LMC

DESCRIPTION:
 PROVIDES 10-DAY SUPPLY OF GROCERIES ON A MONTHLY BASIS TO LOW/MODERATE INCOME FAMILIES & INDIVIDUALS. CLIENTS GIVEN CLOTHING, TRANSPORTATION & EMERGENCY SHELTER VOUCHERS.

WHITE:	TOTAL #	#HISPANIC
BLACK/AFRICAN AMERICAN:	319	5
ASIAN:	573	0
AMERICAN INDIAN/ALASKAN NATIVE:	174	1
NATIVE HAWAIIAN/OTHER PACIFIC ISLANDER:	32	7
AMERICAN INDIAN/ALASKAN NATIVE & WHITE:	8	1
ASIAN & WHITE:	2	0
BLACK/AFRICAN AMERICAN & WHITE:	0	0
AM. INDIAN/ALASKAN NATIVE & BLACK/AFRICAN AM:	0	0
OTHER MULTI-RACIAL:	2,183	1,731

TOTAL: 3,291 1,745

PROPOSED UNITS	ACTUAL TYPE	ACTUAL UNITS
600	01 - PEOPLE (GENERAL)	0
600		0

PGM YEAR: 2008
 PROJECT: 0008 - STARS (STUDENT & TUTORS ACHIEVING REAL SUCCESS) PROGRAM
 ACTIVITY: 959 - STARS PROGRAM
 STATUS: UNDERWAY
 LOCATION: LAKE AVENUE COMMUNITY FOUNDATION
 712 E. VILLA STREET
 PASADENA, CA 91101

OBJECTIVE: CREATE SUITABLE LIVING ENVIRONMENTS
 OUTCOME: AVAILABILITY/ACCESSIBILITY
 REG CITATION: 570.201(E) NATIONAL OBJ: LMC

DESCRIPTION:

PROVIDE A COMPREHENSIVE TUTORING/MENTORING PROGRAM TO HELP STUDENTS WHO ARE 2-3 YEARS BEHIND GRADE LEVEL READING & 1-2 YEARS BEHIND MATH.

FINANCING:
 INITIAL FUNDING DATE: 10-24-08
 ACTIVITY ESTIMATE: 25,000.00
 FUNDED AMOUNT: 25,000.00
 UNLIQ OBLIGATIONS: 0.00
 DRAWN THRU PGM YR: 21,376.00
 DRAWN IN PGM YR: 21,376.00

WHITE: TOTAL # #HISPANIC
 22 22
 BLACK/AFRICAN AMERICAN: 3 3
 ASIAN: 0 0
 AMERICAN INDIAN/ALASKAN NATIVE: 1 1
 NATIVE HAWAIIAN/OTHER PACIFIC ISLANDER: 0 0
 AMERICAN INDIAN/ALASKAN NATIVE & WHITE: 0 0
 ASIAN & WHITE: 0 0
 BLACK/AFRICAN AMERICAN & WHITE: 0 0
 AM.INDIAN/ALASKAN NATIVE & BLACK/AFRICAN AM: 0 0
 OTHER MULTI-RACIAL: 57 57

NUMBER OF PERSONS ASSISTED:

TOTAL 70
 TOT EXTREMELY LOW: 11
 TOT LOW: 2
 TOT MOD: 0
 TOT NON LOW MOD: 83
 TOTAL: 100.00
 PERCENT LOW / MOD: 0

TOTAL: 83

TOTAL: 83

ACCOMPLISHMENTS BY YEAR:

REPORT YEAR PROPOSED TYPE
 2008 01 - PEOPLE (GENERAL)
 TOTAL: 150

PROPOSED UNITS ACTUAL TYPE
 150 01 - PEOPLE (GENERAL)
 150

ACTUAL UNITS
 0
 0

ACCOMPLISHMENT NARRATIVE:

QUANTITATIVE: THE PROJECT ENROLLED 83 STUDENTS WITH TUTORIAL/MENTORING SERVICES (PROVIDED AT LEAST ONCE A WEEK PER CHILD), ALONG WITH RELATED SERVICES FOR PARENTS. OVER 16,489 UNITS OF SERVICE WERE PROVIDED AND 100% OF THE PARENTS SIGNED CONTRACTS AGREEING TO SUPPORT THEIR CHILD'S ACADEMIC PROGRESS. THE PROJECT HAD OVER 80 VOLUNTEER TUTORS. QUALITATIVE: INITIAL PRE-TEST ASSESSMENTS TO DETERMINE READING LEVELS FOR EACH STUDENT. AT THE CONCLUSION OF THE YEAR, 83% OF THE STUDENTS IMPROVED THEIR READING SKILLS BY ONE OR MORE LEVELS ON THE YOUTH EDUCATION FOR TOMORROW (YET) CURRICULUM AND 90% OF THE STUDENTS WERE READING AT OR ABOVE GRADE LEVEL. THE PROJECT ACHIEVED ITS GOALS.

PGM YEAR: 2008
PROJECT: 0009 - PUSD FAMILY CENTERS & YOUNG & HEALTHY NURSE SERVICES
ACTIVITY: 960 - PUSD FAMILY CENTERS & YOUNG/HEALTHY NURS
STATUS: UNDERWAY
LOCATION: PASADENA UNIFIED SCHOOL DISTRICT
351 S. HUDSON AVENUE
PASADENA, CA 91101
OBJECTIVE: CREATE SUITABLE LIVING ENVIRONMENTS
OUTCOME: AVAILABILITY/ACCESSIBILITY
REG CITATION: 570.201(E) NATIONAL OBJ: LMC

DESCRIPTION:

SERVES CHILDREN & FAMILIES BY PROVIDING FREE HEALTH CARE & SOCIAL SERVICES,
FOOD NUTRITION PROGRAMS, TRANSPORTATION ASSISTANCE, PARENT EDUCATION, ETC.

FINANCING:
INITIAL FUNDING DATE: 10-24-08
ACTIVITY ESTIMATE: 70,000.00
FUNDED AMOUNT: 70,000.00
UNLIQ OBLIGATIONS: 0.00
DRAWN THRU PGM YR: 69,999.99
DRAWN IN PGM YR: 69,999.99

DESCRIPTION:
SERVES CHILDREN & FAMILIES BY PROVIDING FREE HEALTH CARE & SOCIAL SERVICES,
FOOD NUTRITION PROGRAMS, TRANSPORTATION ASSISTANCE, PARENT EDUCATION, ETC.

NUMBER OF PERSONS ASSISTED:

TOTAL 423
TOT EXTREMELY LOW: 234
TOT LOW: 195
TOT MOD: 6
TOT NON LOW MOD: 858
TOTAL: 99.30
PERCENT LOW / MOD:
TOTAL FEMALE HEADED: 0

TOTAL # #HISPANIC
249 144
174 0
4 0
1 0
1 0
0 0
12 0
1 0
0 0
416 382

TOTAL:

858 526

ACCOMPLISHMENTS BY YEAR:

REPORT YEAR PROPOSED TYPE
2008 01 - PEOPLE (GENERAL)
TOTAL:

PROPOSED UNITS ACTUAL TYPE
1,000 01 - PEOPLE (GENERAL)
1,000

ACTUAL UNITS
0
0

ACCOMPLISHMENT NARRATIVE:

QUANTITATIVE: 1) CLEVELAND, MADISON, & ROSE CITY FAMILY CENTERS SERVED 205 MEMBERS OF THEIR CORE CASE MANAGED FAMILIES AND PROVIDED THEM OVER 9,267 UNITS OF SERVICE. BEYOND SERVICES PROVIDED BY THE STAFF, CLIENTS WERE ALSO SERVED THROUGH REFERRALS TO OTHER HUMAN SERVICES PROVIDERS. SERVICES INCLUDED MENTAL HEALTH COUNSELING, MEDICAL SERVICES, & MANY TYPES OF SOCIAL SERVICES 2) YOUNG & HEALTHY SERVED 811 CHILDREN PROVIDING THEM WITH 642 MEDICAL APPOINTMENTS, 857 DENTAL APPOINTMENTS, AND 137 MENTAL HEALTH SESSIONS, 189 FAMILIES WERE ASSISTED WITH HEALTH INSURANCE APPLICATIONS, AND 730 UNITS OF PHARMACY, GLASSES AND TRANSLATION SERVICES WERE ALSO PROVIDED. QUALITATIVE: 1) SERVICES PROVIDED BY CLEVELAND, MADISON, AND ROSE CITY FAMILY CENTERS CORE CASED MANAGED FAMILIES HELP THESE STRUGGLING HOUSEHOLDS IMPROVE THEIR CHILDREN'S ACADEMIC SUCCESS, IMPROVED CHILD/ADOLESCENT BEHAVIOR, BETTER FAMILY FUNCTIONING AND BETTER HEALTH. 2) YOUNG & HEALTHY PROVIDED FREE ACCESS TO HIGH-QUALITY HEALTH CARE FOR UNINSURED CHILDREN IN ADDITION TO IMPROVING THEIR OVERALL QUALITY OF LIFE THROUGH DISEASE PREVENTION AND HEALTH EDUCATION. THE PROJECT ACHIEVED ITS GOALS.

U.S. DEPARTMENT OF HOUSING AND URBAN DEVELOPMENT
 OFFICE OF COMMUNITY PLANNING AND DEVELOPMENT
 INTEGRATED DISBURSEMENT AND INFORMATION SYSTEM
 CDBG ACTIVITY SUMMARY REPORT (GPR) FOR PROGRAM YEAR 2008
 07-01-2008 TO 06-30-2009
 PASADENA, CA

PGM YEAR: 2008
 PROJECT: 0010 - FOSTER & EMANCIPATED YOUTH SERVICES PROJECTS
 ACTIVITY: 961 - FOSTER & EMANCIPATED YOUTH SERVICES
 STATUS: UNDERWAY
 LOCATION: JOURNEY HOUSE, INC.
 1232 N. LOS ROBLES AVENUE
 PASADENA, CA 91104
 FINANCING: OBJECTIVE: CREATE SUITABLE LIVING ENVIRONMENTS
 OUTCOME: AVAILABILITY/ACCESSIBILITY
 NATIONAL OBJ: LMC
 MATRIX CODE: 05 REG CITATION: 570.201(E)

DESCRIPTION:

PROVIDES SERVICES TO FOSTER YOUTH & RECENTLY EMANCIPATED YOUTH FROM THE FOSTER CARE SYSTEM. SERVICES INCLUDE TUTORING/PSYCHOLOGICAL COUNSELING, ETC.

INITIAL FUNDING DATE:	10-24-08	TOTAL #	#HISPANIC
ACTIVITY ESTIMATE:	40,000.00	7	0
FUNDED AMOUNT:	40,000.00	8	0
UNLIQ OBLIGATIONS:	0.00	2	0
DRAWN THRU PGM YR:	37,569.37	1	0
DRAWN IN PGM YR:	37,569.37	0	0
NUMBER OF PERSONS ASSISTED:		0	0
TOT EXTREMELY LOW:	TOTAL	0	0
TOT LOW:	70	0	0
TOT MOD:	0	0	0
TOT NON LOW MOD:	0	0	0
TOTAL:	70	50	50
PERCENT LOW / MOD:	100.00		
TOTAL FEMALE HEADED:	0		

REPORT YEAR	PROPOSED UNITS	ACTUAL TYPE	ACTUAL UNITS
2008	60	01 - PEOPLE (GENERAL)	0
TOTAL:	60		0

ACCOMPLISHMENT NARRATIVE:

QUANTITATIVE: PROJECT ENROLLED 70 PARTICIPANTS AND PROVIDED OVER 4,880 UNITS OF SERVICE INCLUDING INDEPENDENT LIVING SKILLS ASSISTANCE, ACADEMIC COUNSELING, TUTORING, FINANCIAL ASSISTANCE WITH SCHOOL, MONEY MANAGEMENT, TRANSPORTATION REFERRALS TO COMMUNITY RESOURCES AND ASSISTANCE, EMPLOYMENT AND OTHER RELATED SERVICES.
 QUALITATIVE: EFFECTIVENESS WAS VERIFIED BY MONITORING THE CLIENT'S ABILITY TO KEEP EMPLOYMENT, SATISFACTORY PERFORMANCE AND MATRICULATION SCHOOL, AND STAFF OBSERVATIONS. OF THE 70 CLIENTS ENROLLED IN THE PROGRAM, 80% HAVE PERMANENT HOUSING AND 20% ARE LIVING IN TEMPORARY HOUSING. 90% HAVE FULL OR PART-TIME JOBS. 25% OF THE CLIENTS ARE ATTENDING COLLEGE, TRADE SCHOOL OR ADULT SCHOOL, AND ONE GRADUATED FROM HIGH SCHOOL. RESEARCH SHOWS THAT WITHOUT HOUSING AND LIFE SKILLS ASSISTANCE, APPROXIMATELY 40% OF THE NATION'S FORMER FOSTER CHILDREN WILL BECOME HOMELESS WITHIN 12 MONTHS OF THEIR 18TH BIRTHDAY. THE PROGRAM IS DESIGNED TO REDUCE THIS RISK. THE PROJECT ACHIEVED ITS GOALS.

U.S. DEPARTMENT OF HOUSING AND URBAN DEVELOPMENT
OFFICE OF COMMUNITY PLANNING AND DEVELOPMENT
INTEGRATED DISBURSEMENT AND INFORMATION SYSTEM
CDBG ACTIVITY SUMMARY REPORT (GPR) FOR PROGRAM YEAR 2008
07-01-2008 TO 06-30-2009
PASADENA, CA

PGM YEAR: 2008
PROJECT: 0011 - PROJECT LEAP (LINKS TO EDUCATIONAL ACHIEVEMENT & PROGRESS) OBJECTIVE: CREATE SUITABLE LIVING ENVIRONMENTS
ACTIVITY: 962 - PROJECT LEAP OUTCOME: AVAILABILITY/ACCESSIBILITY
STATUS: UNDERWAY MATRIX CODE: 05 REG CITATION: 570.201(E) NATIONAL OBJ: LMC

DESCRIPTION:
PROJECT LEAP - LINKS TO EDUCATIONAL ACHIEVEMENT/PROGRESS PROVIDES
ACADEMIC ENRICHMENT ACTIVITIES, TUTORING, MENTORING, COUNSELING AND
OTHER SUPPORT TO JUNIOR COLLEGE STUDENTS.

FINANCING:	TOTAL #	#HISPANIC
INITIAL FUNDING DATE: 10-28-08	5	0
ACTIVITY ESTIMATE: 25,000.00	26	0
FUNDED AMOUNT: 25,000.00	2	0
UNLIQ OBLIGATIONS: 0.00	0	0
DRAWN THRU PGM YR: 21,951.15	0	0
DRAWN IN PGM YR: 21,951.15	0	0
NUMBER OF PERSONS ASSISTED:	2	0
TOT EXTREMELY LOW:	0	0
TOT LOW:	10	0
TOT MOD:	0	0
TOT NON LOW MOD:	59	24
TOTAL:	59	24
PERCENT LOW / MOD:	100.00	
TOTAL FEMALE HEADED:	0	

WHITE:	55	01 - PEOPLE (GENERAL)	0
BLACK/AFRICAN AMERICAN:	55	01 - PEOPLE (GENERAL)	0
ASIAN:	55		0
AMERICAN INDIAN/ALASKAN NATIVE:			
NATIVE HAWAIIAN/OTHER PACIFIC ISLANDER:			
AMERICAN INDIAN/ALASKAN NATIVE & WHITE:			
ASIAN & WHITE:			
BLACK/AFRICAN AMERICAN & WHITE:			
AM.INDIAN/ALASKAN NATIVE & BLACK/AFRICAN AM:			
OTHER MULTI-RACIAL:	24		24
TOTAL:	59		24

REPORT YEAR	PROPOSED UNITS	ACTUAL TYPE	ACTUAL UNITS
2008	55	01 - PEOPLE (GENERAL)	0
TOTAL:	55		0

ACCOMPLISHMENT NARRATIVE: THE PROJECT ENROLLED 59 STUDENTS AND PROVIDED APPROXIMATELY 1,000 HOURS OF SERVICES. 35 PCC STAFF MEMBERS SERVED AS MENTORS. QUALITATIVE: THE PROJECT INSTITUTED A PRE-AND POST-TEST ASSESSMENTS COMPONENT FOR ITS PARTICIPANTS CALLED "GOT SKILLS." ASSESSMENT TOPICS INCLUDE: TIME MANAGEMENT; STUDY SKILLS; TEST TAKING/ANXIETY STRESS MANAGEMENT; MID-TERM AND FINAL EXAMS. DURING THE YEAR, 3 PARTICIPANTS EARNED AN ASSOCIATE DEGREE OR COMPLETED ENOUGH UNITS TO MOVE ON TO A 4-YEAR COLLEGE. OF ALL PARTICIPANTS, OVER HALF ACHIEVED A GPA OF 2.0 OR BETTER. MOST OF THE MATRICULATION STUDENTS WILL RETURN TO THE PROGRAM IN THE FALL SEMESTER. THE PROJECT ACHIEVED ITS GOALS.

U.S. DEPARTMENT OF HOUSING AND URBAN DEVELOPMENT
OFFICE OF COMMUNITY PLANNING AND DEVELOPMENT
INTEGRATED DISBURSEMENT AND INFORMATION SYSTEM
CDBG ACTIVITY SUMMARY REPORT (GPR) FOR PROGRAM YEAR 2008
07-01-2008 TO 06-30-2009
PASADENA, CA

PGM YEAR: 2008
PROJECT: 0012 - FAIR HOUSING PROGRAM
ACTIVITY: 963 - FAIR HOUSING PROGRAM
STATUS: UNDERWAY

LOCATION:
HOUSING RIGHTS CENTER (HRC)
1020 N. FAIR OAKS AVENUE
PASADENA, CA 91103

FINANCING:
INITIAL FUNDING DATE: 11-04-08
ACTIVITY ESTIMATE: 19,500.00
FUNDED AMOUNT: 19,500.00
UNLIQ OBLIGATIONS: 0.00
DRAWN THRU PGM YR: 17,590.48
DRAWN IN PGM YR: 17,590.48

NUMBER OF ASSISTED:

TOTAL 0
TOT EXTREMELY LOW: 0
TOT LOW: 0
TOT MOD: 0
TOT NON LOW MOD: 0

TOTAL: 0
PERCENT LOW / MOD: 0.00

TOTAL FEMALE HEADED: 0

ACCOMPLISHMENTS BY YEAR:

REPORT YEAR PROPOSED TYPE
2008
TOTAL: 0

OBJECTIVE: OBJECTIVE/OUTCOME NOT NECESSARY
OUTCOME: FOR PLANNING/ADMIN ACTIVITIES
MATRIX CODE: 21D REG CITATION: 570.206 NATIONAL OBJ:

DESCRIPTION:

THE HOUSING RIGHTS CENTER WILL PROVIDE FAIR HOUSING SERVICES TO RESIDENTS OF PASADENA, RIGHT TO HOUSING CHOICE IN THE CITY OF PASADENA.

TOTAL # #HISPANIC
WHITE: 0 0
BLACK/AFRICAN AMERICAN: 0 0
ASIAN: 0 0
AMERICAN INDIAN/ALASKAN NATIVE: 0 0
NATIVE HAWAIIAN/OTHER PACIFIC ISLANDER: 0 0
AMERICAN INDIAN/ALASKAN NATIVE & WHITE: 0 0
ASIAN & WHITE: 0 0
BLACK/AFRICAN AMERICAN & WHITE: 0 0
AM. INDIAN/ALASKAN NATIVE & BLACK/AFRICAN AM: 0 0
OTHER MULTI-RACIAL: 0 0

TOTAL: 0

PROPOSED UNITS ACTUAL TYPE

0
0
ACTUAL UNITS
0 0

ACCOMPLISHMENT NARRATIVE: THE PROJECT SERVED 1,695 RESIDENTS. CLIENTS INCLUDED TENANTS, PROPERTY MANAGERS, REALTORS, ETC. 97 ALLEGATIONS OF HOUSING DISCRIMINATION WERE MADE AND 27 CASES WERE FURTHER INVESTIGATED. OF THEM, EVIDENCE WAS FOUND TO SUSTAIN 23 ALLEGATIONS. OF THESE, 14 CASES WERE SUCCESSFULLY CONCILIATED, IN 4 CASES NO ENFORCEMENT ACTION WAS POSSIBLE. IN 5 CASES THE CLIENT WITHDREW, AND THE REMAINING 4 CASES ARE PENDING FINAL OUTCOME. THE PROJECT ACHIEVED ITS GOALS.

U.S. DEPARTMENT OF HOUSING AND URBAN DEVELOPMENT
 OFFICE OF COMMUNITY PLANNING AND DEVELOPMENT
 INTEGRATED DISBURSEMENT AND INFORMATION SYSTEM
 CDBG ACTIVITY SUMMARY REPORT (GPR) FOR PROGRAM YEAR 2008
 07-01-2008 TO 06-30-2009
 PASADENA, CA

PGM YEAR: 2008
 PROJECT: 0013 - NEIGHBORHOOD IMPACT PROGRAM
 ACTIVITY: 964 - NEIGHBORHOOD IMPACT PROGRAM
 STATUS: UNDERWAY
 LOCATION:
 PASADENA NEIGHBORHOOD HOUSING SERVICES, INC.
 1190 N. FAIR OAKS AVENUE
 PASADENA, CA 91103
 FINANCING:

INITIAL FUNDING DATE: 10-28-08
 ACTIVITY ESTIMATE: 168,614.00
 FUNDED AMOUNT: 168,614.00
 UNLIQ OBLIGATIONS: 0.00
 DRAWN THRU PGM YR: 134,076.00
 DRAWN IN PGM YR: 134,076.00

NUMBER OF HOUSEHOLDS ASSISTED:

OWNER	RENTER	TOTAL
0	0	0
10	0	10
TOT MOD:	9	0
TOT NON LOW MOD:	1	0
TOTAL:	20	0
PERCENT LOW / MOD:	95.00	0.00

TOTAL FEMALE HEADED: 0

ACCOMPLISHMENTS BY YEAR:

REPORT YEAR	PROPOSED TYPE	PROPOSED UNITS	ACTUAL TYPE	ACTUAL UNITS
2008	10 - HOUSING UNITS	32	10 - HOUSING UNITS	0
TOTAL:		32		0

OBJECTIVE: CREATE SUITABLE LIVING ENVIRONMENTS
 OUTCOME: AVAILABILITY/ACCESSIBILITY

MATRIX CODE: 14A REG CITATION: 570.202 NATIONAL OBJ: LMH

DESCRIPTION:

THIS PROGRAM PROVIDES HOUSING REHABILITATION LOANS, FREE
 PAINT-UP SERVICES AND EMERGENCY HOME REPAIR GRANTS.

WHITE:	TOTAL #	#HISPANIC
BLACK/AFRICAN AMERICAN:	15	0
ASIAN:	1	0
AMERICAN INDIAN/ALASKAN NATIVE:	0	0
NATIVE HAWAIIAN/OTHER PACIFIC ISLANDER:	0	0
AMERICAN INDIAN/ALASKAN NATIVE & WHITE:	0	0
ASIAN & WHITE:	0	0
BLACK/AFRICAN AMERICAN & WHITE:	0	0
TOTAL AM. INDIAN/ALASKAN NATIVE & BLACK/AFRICAN AM:	0	0
0 OTHER MULTI-RACIAL:	3	2
10	0	0
TOTAL:	20	2

ACCOMPLISHMENT NARRATIVE: THE PROJECT MADE 5 HOUSING REHABILITATION LOANS (4 CDBG AND 1 HOME FUNDED),
 8 HOME REPAIR GRANTS, AND 8 "GREEN GRANTS." THE PROJECT ACHIEVED ITS GOALS.

U.S. DEPARTMENT OF HOUSING AND URBAN DEVELOPMENT
 OFFICE OF COMMUNITY PLANNING AND DEVELOPMENT
 INTEGRATED DISBURSEMENT AND INFORMATION SYSTEM
 CDBG ACTIVITY SUMMARY REPORT (GPR) FOR PROGRAM YEAR 2008
 07-01-2008 TO 06-30-2009
 PASADENA, CA

PGM YEAR: 2008
 PROJECT: 0014 - SMALL BUSINESS ASSISTANCE PROGRAM
 ACTIVITY: 965 - SMALL BUSINESS ASSISTANCE PROGRAM
 STATUS: UNDERWAY
 LOCATION: PASADENA DEVELOPMENT CORPORATION (PDC)
 1015 N. LAKE AVENUE
 PASADENA, CA 91103
 NATIONAL OBJ: LMJ

OBJECTIVE: CREATE ECONOMIC OPPORTUNITIES
 OUTCOME: SUSTAINABILITY
 MATRIX CODE: 18A REG CITATION: 570.203

DESCRIPTION:

THIS PROJECT WILL PROVIDE ASSISTANCE IN THE FORM OF LOANS, TECHNICAL ASSISTANCE AND OTHER SUPPORTIVE SERVICES TO SMALL AND OTHER START-UP BUSINESSES IN THE BENEFIT SERVICE AREA.

FINANCING:		TOTAL #	#HISPANIC
INITIAL FUNDING DATE:	10-28-08	0	0
ACTIVITY ESTIMATE:	120,000.00	0	0
FUNDED AMOUNT:	120,000.00	0	0
UNLIQ OBLIGATIONS:	0.00	0	0
DRAWN THRU PGM YR:	117,511.17	0	0
DRAWN IN PGM YR:	117,511.17	0	0
NUMBER OF ASSISTED:		0	0

TOT EXTREMELY LOW:		0	0
TOT LOW:		0	0
TOT MOD:		0	0
TOT NON LOW MOD:		0	0
TOTAL:		0	0
PERCENT LOW / MOD:	0.00		

TOTAL FEMALE HEADED: 0

ACCOMPLISHMENTS BY YEAR:
 REPORT YEAR PROPOSED TYPE
 2008 13 - JOBS
 TOTAL:

PROPOSED UNITS ACTUAL TYPE
 20 13 - JOBS
 20

ACTUAL UNITS
 0
 0

ACCOMPLISHMENT NARRATIVE:
 THE PROJECT FUNDED \$135,000 IN SMALL BUSINESS LOANS FROM NON-CDBG FUNDS TO CREATE/RETAIN 14 JOBS. IT DELIVERED APPROXIMATELY 317 HOURS OF TECHNICAL ASSISTANCE TO SMALL BUSINESSES AND 313 INDIVIDUALS RECEIVED BUSINESS COUNSELING. THE PROJECT PROVIDES SUPPORT TO MINORITY AND WOMEN OWNED START-UP BUSINESSES. DUE TO THE CURRENT DIFFICULT ECONOMIC CLIMATE, THE PROJECT WAS UNABLE TO ACHIEVE ITS LOAN COLLECTIONS GOALS. THE PROJECT'S PROGRAM INCOME/REVOLVING LOAN FUND BALANCE AT THE CONCLUSION OF THE PROGRAM YEAR WAS \$204,986; HOWEVER IT DID ACHIEVE ITS BUSINESS COUNSELING/TECHNICAL ASSISTANCE GOALS.

PGM YEAR: 2008
 PROJECT: 0016 - MAMAS HOT TAMALES
 ACTIVITY: 966 - MAMAS HOT TAMALES PASADENA
 STATUS: UNDERWAY

LOCATION:
 EPISCOPAL HOUSING ALLIANCE
 54 NORTH SAN GABRIEL BLVD.
 PASADENA, CA 91107

OBJECTIVE: CREATE ECONOMIC OPPORTUNITIES
 OUTCOME: SUSTAINABILITY

MATRIX CODE: 18B REG CITATION: 570.203(B) NATIONAL OBJ: LMJ

DESCRIPTION:
 EACH PROGRAM YEAR, THE PROJECT WILL ENROLL 50 LOW INCOME
 FLEDGING SMALL BUSINESS ENTREPRENEURS AND PROVIDE TRAINING
 ENABLING THEM TO BE SUCCESSFUL AS FOOD SERVICE BUSINESSES.

FINANCING:	TOTAL #	#HISPANIC
INITIAL FUNDING DATE: 10-28-08	0	0
ACTIVITY ESTIMATE: 93,070.00	0	0
FUNDED AMOUNT: 93,070.00	0	0
UNLIQ OBLIGATIONS: 0.00	0	0
DRAWN THRU PGM YR: 93,066.00	0	0
DRAWN IN PGM YR: 93,066.00	0	0
NUMBER OF ASSISTED:	0	0
TOTAL	0	0
TOT EXTREMELY LOW:	0	0
TOT LOW:	0	0
TOT MOD:	0	0
TOT NON LOW MOD:	0	0
TOTAL:	0	0
PERCENT LOW / MOD:	0.00	0
TOTAL FEMALE HEADED:	0	0

TOTAL	0	0
TOT EXTREMELY LOW:	0	0
TOT LOW:	0	0
TOT MOD:	0	0
TOT NON LOW MOD:	0	0
TOTAL:	0	0
PERCENT LOW / MOD:	0.00	0
TOTAL FEMALE HEADED:	0	0

ACCOMPLISHMENTS BY YEAR:
 REPORT YEAR PROPOSED TYPE
 2008 13 - JOBS
 TOTAL:

PROPOSED UNITS ACTUAL TYPE
 50 13 - JOBS
 50

ACTUAL UNITS
 0
 0

ACCOMPLISHMENT NARRATIVE:
 MAMAS HOT TAMALES ENROLLED 35 FOOD ORIENTATED MICRO ENTERPRISES INTO ITS
 PROGRAM. THESE START-UPS ARE DEVELOPING A VARIETY OF BUSINESSES SUCH AS
 CATERING, SPECIALTY FOOD PRODUCTS TO BE SOLD IN MARKETS, BAKERY GOODS,
 GIFT BASKETS, AND SO FORTH. THE PROJECT NOT ONLY TEACHES SKILLS SPECIFIC
 TO FOOD ORIENTATED BUSINESS, BUT ALSO GENERAL BUSINESS MANAGEMENT SKILLS.
 THE PROJECT ACHIEVED ITS GOALS.

U.S. DEPARTMENT OF HOUSING AND URBAN DEVELOPMENT
OFFICE OF COMMUNITY PLANNING AND DEVELOPMENT
INTEGRATED DISBURSEMENT AND INFORMATION SYSTEM
CDBG ACTIVITY SUMMARY REPORT (GPR) FOR PROGRAM YEAR 2008
07-01-2008 TO 06-30-2009
PASADENA, CA

PGM YEAR: 2008
PROJECT: 0015 - CLINIC RENOVATIONS
ACTIVITY: 967 - CLINIC RENOVATION
STATUS: UNDERWAY

LOCATION:
PLANNED PARENTHOOD OF PASADENA, INC.
1045 N LAKE AVE.
PASADENA, CA 91104

FINANCING:
INITIAL FUNDING DATE: 11-04-08
ACTIVITY ESTIMATE: 30,000.00
FUNDED AMOUNT: 30,000.00
UNLIQ OBLIGATIONS: 0.00
DRAWN THRU PGM YR: 30,000.00
DRAWN IN PGM YR: 30,000.00

OBJECTIVE: CREATE SUITABLE LIVING ENVIRONMENTS
OUTCOME: AVAILABILITY/ACCESSIBILITY
MATRIX CODE: 03 REG CITATION: 570.201(C) NATIONAL OBJ: LMJ

DESCRIPTION:
ARCHITECTURAL FEES TO PROVIDE PROPOSED RENOVATION OF THE FULL
SERVICE CLINIC PREDESIGN, SCHEMATIC DESIGN, PRE-CONSTRUCTION
DESIGN DEVELOPMENT, CONSTRUCTION DOCUMENTS, AND PLAN CHECK.

WHITE:	TOTAL #	#HISPANIC
BLACK/AFRICAN AMERICAN:	0	0
ASIAN:	0	0
AMERICAN INDIAN/ALASKAN NATIVE:	0	0
NATIVE HAWAIIAN/OTHER PACIFIC ISLANDER:	0	0
AMERICAN INDIAN/ALASKAN NATIVE & WHITE:	0	0
ASIAN & WHITE:	0	0
BLACK/AFRICAN AMERICAN & WHITE:	0	0
AM. INDIAN/ALASKAN NATIVE & BLACK/AFRICAN AM:	0	0
OTHER MULTI-RACIAL:	0	0

TOTAL: 0 0

TOTAL FEMALE HEADED: 0

ACCOMPLISHMENTS BY YEAR:
REPORT YEAR PROPOSED TYPE
2008 13 - JOBS
TOTAL:

PROPOSED UNITS ACTUAL TYPE
1 13 - JOBS
1

ACTUAL UNITS
0
0

ACCOMPLISHMENT NARRATIVE:

ALL DESIGN WORK FOR THE PROJECT HAS BEEN COMPLETED. THE AGENCY INTENDS TO START CONSTRUCTION IN DECEMBER 2009. WHEN THE PROJECT IS COMPLETED PLANNED PARENTHOOD WILL BE ABLE TO ACCOMMODATE AN ADDITIONAL 5,000 PATIENT VISITS A YEAR. 99% OF THE CLINIC'S CLIENTS ARE UNINSURED AND 94% OF THEM LIVE AT OR BELOW THE POVERTY LEVEL. THE PROJECT ACHIEVED ITS GOALS.

U.S. DEPARTMENT OF HOUSING AND URBAN DEVELOPMENT
 OFFICE OF COMMUNITY PLANNING AND DEVELOPMENT
 INTEGRATED DISBURSEMENT AND INFORMATION SYSTEM
 CDBG ACTIVITY SUMMARY REPORT (GPR) FOR PROGRAM YEAR 2008
 07-01-2008 TO 06-30-2009
 PASADENA, CA

PGM YEAR: 2008
 PROJECT: 0017 - REPAYMENT OF SECTION 108 LOAN
 ACTIVITY: 968 - REPAYMENT OF SECTION 108 LOAN
 STATUS: UNDERWAY

LOCATION:
 CITY OF PASADENA
 649 N. FAIR OAKS AVENUE
 PASADENA, CA 91103

OBJECTIVE: OBJECTIVE/OUTCOME NOT NECESSARY
 OUTCOME: FOR PLANNING/ADMIN ACTIVITIES
 NATIONAL OBJ:
 MATRIX CODE: 19F REG CITATION:
 NATIONAL OBJ:

DESCRIPTION:

THIS PROJECT PROVIDES FOR THE REPAYMENT OF CDBG FUNDS TO HUD.
 LOAN FUNDS WERE USED TO PAY FOR ACQUISITION AND PRE-DEVELOPMENT
 COSTS FOR THE RENAISSANCE PLAZA SHOPPING CTR.

FINANCING:
 INITIAL FUNDING DATE: 11-04-08
 ACTIVITY ESTIMATE: 334,004.00
 FUNDED AMOUNT: 334,004.00
 UNLIQ OBLIGATIONS: 0.00
 DRAWN THRU PGM YR: 334,003.50
 DRAWN IN PGM YR: 334,003.50

NUMBER OF ASSISTED:
 TOTAL 0
 TOT EXTREMELY LOW: 0
 TOT LOW: 0
 TOT MOD: 0
 TOT NON LOW MOD: 0
 TOTAL: 0
 PERCENT LOW / MOD: 0.00
 TOTAL FEMALE HEADED: 0

WHITE: TOTAL # #HISPANIC
 BLACK/AFRICAN AMERICAN: 0 0
 ASIAN: 0 0
 AMERICAN INDIAN/ALASKAN NATIVE: 0 0
 NATIVE HAWAIIAN/OTHER PACIFIC ISLANDER: 0 0
 AMERICAN INDIAN/ALASKAN NATIVE & WHITE: 0 0
 ASIAN & WHITE: 0 0
 BLACK/AFRICAN AMERICAN & WHITE: 0 0
 AM.INDIAN/ALASKAN NATIVE & BLACK/AFRICAN AM: 0 0
 OTHER MULTI-RACIAL: 0 0

TOTAL: 0 0

ACCOMPLISHMENTS BY YEAR:
 REPORT YEAR PROPOSED TYPE
 2008 0
 TOTAL: 0

PROPOSED UNITS ACTUAL TYPE
 0 0

ACTUAL UNITS
 0 0

ACCOMPLISHMENT NARRATIVE:

THE PROJECT IS PROVIDING OVER 30 JOBS TO LOW/MODERATE INCOME
 RESIDENTS. APPROXIMATELY 12 BUSINESSES ARE OPERATING IN THE
 SHOPPING CENTER. THE SITE HAS BEEN REVITALIZED. THIS ACTIVITY
 IS RESPONSIBLE FOR THE REPAYMENT OF THE SECTION 108 LOAN TO HUD.
 THE LOAN IS SCHEDULED TO BE PAID OFF IN 2012. THE PROJECT ACHIEVED
 ITS GOALS.

U.S. DEPARTMENT OF HOUSING AND URBAN DEVELOPMENT
 OFFICE OF COMMUNITY PLANNING AND DEVELOPMENT
 INTEGRATED DISBURSEMENT AND INFORMATION SYSTEM
 CDBG ACTIVITY SUMMARY REPORT (GPR) FOR PROGRAM YEAR 2008
 07-01-2008 TO 06-30-2009
 PASADENA, CA

PGM YEAR: 2008
 PROJECT: 0018 - CODE ENFORCEMENT TASK FORCE/INSPECTIONS
 ACTIVITY: 969 - CODE ENFORCEMENT TASK FORCE/INSPECTIONS
 STATUS: UNDERWAY
 LOCATION: PASADENA, CA 91101
 OBJECTIVE: CREATE SUITABLE LIVING ENVIRONMENTS
 OUTCOME: SUSTAINABILITY
 REG CITATION: 570.202(C) NATIONAL OBJ: LMA

DESCRIPTION:

CITY OF PASADENA - PLANNING AND DEV. DEPT.
 175 N. GARFIELD AVENUE
 PASADENA, CA 91101
 THE CODE ENFORCEMENT TASK FORCE CONDUCTS INSPECTIONS OF PROPERTIES
 IN THE CDBG BENEFIT SERVICE AREA.

FINANCING:		TOTAL #	#HISPANIC
INITIAL FUNDING DATE:	11-04-08	0	0
ACTIVITY ESTIMATE:	244,000.00	0	0
FUNDED AMOUNT:	244,000.00	0	0
UNLIQ OBLIGATIONS:	0.00	0	0
DRAWN THRU PGM YR:	221,228.46	0	0
DRAWN IN PGM YR:	221,228.46	0	0
NUMBER OF ASSISTED:		0	0
TOT EXTREMELY LOW:		0	0
TOT LOW:		0	0
TOT MOD:		0	0
TOT NON LOW MOD:		0	0
TOTAL:		0	0
PERCENT LOW / MOD:	0.00	0	0
TOTAL FEMALE HEADED:	0	0	0

TOTAL:

REPORT YEAR PROPOSED TYPE
 2008 10 - HOUSING UNITS
 TOTAL: 2,000
 CENSUS TRACT PERCENT LOW / MOD: 66.60

PROPOSED UNITS ACTUAL TYPE
 2,000 10 - HOUSING UNITS
 2,000

ACCOMPLISHMENTS BY YEAR:
 ACCOMPLISHMENT NARRATIVE: THE CODE ENFORCEMENT TASK FORCE CONDUCTED 4,053 PROPERTY INSPECTIONS
 AND CONDUCTED 1,386 INVESTIGATIONS REGARDING CODE COMPLIANCE COMPLAINTS.
 TYPICALLY 75% OF CODE COMPLIANCE CASES ARE RESOLVED WITHIN 60 DAYS. THE
 PROJECT ACHIEVED ITS GOALS.

ACTUAL UNITS
 0
 0

U.S. DEPARTMENT OF HOUSING AND URBAN DEVELOPMENT
OFFICE OF COMMUNITY PLANNING AND DEVELOPMENT
INTEGRATED DISBURSEMENT AND INFORMATION SYSTEM
CDBG ACTIVITY SUMMARY REPORT (GPR) FOR PROGRAM YEAR 2008
07-01-2008 TO 06-30-2009
PASADENA, CA

PGM YEAR: 2008
PROJECT: 0019 - YOUTH WORK READINESS
ACTIVITY: 970 - YOUTH WORK READINESS
STATUS: UNDERWAY

OBJECTIVE: OBJECTIVE NOT SPECIFIED IN ACTIVITY PATH
OUTCOME: OUTCOME NOT SPECIFIED IN ACTIVITY PATH
MATRIX CODE: 18B REG CITATION: 570.203(B) NATIONAL OBJ: LMJ

LOCATION:
CITY OF PASADENA - HUMAN SERVICES & REC. DEPT
1207 E. GREEN STREET
PASADENA, CA 91107

DESCRIPTION:
PROJECT WILL DEVELOP AN ASSESSMENT TOOL TO ASSURE THAT YOUTH
JOB APPLICANTS HAVE THE SKILLS NEEDED TO SECURE AND MAINTAIN
ENTRY LEVEL EMPLOYMENT.

FINANCING:
INITIAL FUNDING DATE: 11-04-08
ACTIVITY ESTIMATE: 30,000.00
FUNDED AMOUNT: 30,000.00
UNLIQ OBLIGATIONS: 0.00
DRAWN THRU PGM YR: 28,606.89
DRAWN IN PGM YR: 28,606.89

WHITE: TOTAL # #HISPANIC
BLACK/AFRICAN AMERICAN: 0 0
ASIAN: 0 0
AMERICAN INDIAN/ALASKAN NATIVE: 0 0
NATIVE HAWAIIAN/OTHER PACIFIC ISLANDER: 0 0
AMERICAN INDIAN/ALASKAN NATIVE & WHITE: 0 0
ASIAN & WHITE: 0 0
BLACK/AFRICAN AMERICAN & WHITE: 0 0
AM.INDIAN/ALASKAN NATIVE & BLACK/AFRICAN AM: 0 0
OTHER MULTI-RACIAL: 0 0

NUMBER OF PERSONS ASSISTED:

TOTAL 0
TOT EXTREMELY LOW: 0
TOT LOW: 0
TOT MOD: 0
TOT NON LOW MOD: 0
TOTAL: 0
PERCENT LOW / MOD: 0.00

TOTAL: 0

TOTAL FEMALE HEADED: 0

ACCOMPLISHMENTS BY YEAR:

REPORT YEAR PROPOSED TYPE
2008 13 - JOBS
TOTAL:

PROPOSED UNITS ACTUAL TYPE
0 13 - JOBS

ACTUAL UNITS
0
0

ACCOMPLISHMENT NARRATIVE:

THE WORK READINESS CURRICULUM AND CERTIFICATE SYSTEM HAS BEEN DEVELOPED.
IT INCLUDES GENERIC WORKPLACE STANDARDS, A CURRICULUM TO ACHIEVE
THESE STANDARDS, AND ASSESSMENT TOOLS TO TEST COMPETENCY LEVELS OF
YOUTH. THE PROJECT ACHIEVED ITS GOALS.

U.S. DEPARTMENT OF HOUSING AND URBAN DEVELOPMENT
OFFICE OF COMMUNITY PLANNING AND DEVELOPMENT
INTEGRATED DISBURSEMENT AND INFORMATION SYSTEM
CDBG ACTIVITY SUMMARY REPORT (GPR) FOR PROGRAM YEAR 2008
07-01-2008 TO 06-30-2009
PASADENA, CA

PGM YEAR: 2008
PROJECT: 0020 - MAINTENANCE ASSIT. TO HOMEOWNERS PROGRAM
ACTIVITY: 971 - MASH PAINT/MINOR HOME REPAIR
STATUS: UNDERWAY
LOCATION: CITY OF PASADENA - PLANNING & DEV. DEPARTMENT
175 N. GARFIELD AVENUE
PASADENA, CA 91101

OBJECTIVE: CREATE SUITABLE LIVING ENVIRONMENTS
OUTCOME: AVAILABILITY/ACCESSIBILITY
MATRIX CODE: 14A REG CITATION: 570.202 NATIONAL OBJ: LMH

DESCRIPTION:
THE PAINT/MINOR HOME REPAIR PROJECT PROVIDES MINOR EXTERIOR HOME
REPAIRS TO PROPERTIES OF LOW/MODERATE INCOME, SENIORS AND/OR
DISABLED RESIDENTS OF THE BENEFIT SERVICE AREA.
FINANCING:
INITIAL FUNDING DATE: 11-04-08
ACTIVITY ESTIMATE: 435,975.86
FUNDED AMOUNT: 435,975.86
UNLIQ OBLIGATIONS: 0.00
DRAWN THRU PGM YR: 435,975.86
DRAWN IN PGM YR: 435,975.86

NUMBER OF ASSISTED:
TOT EXTREMELY LOW: 0
TOT LOW: 0
TOT MOD: 0
TOT NON LOW MOD: 0
TOTAL: 0
PERCENT LOW / MOD: 0.00
TOTAL FEMALE HEADED: 0

ACCOMPLISHMENTS BY YEAR:
REPORT YEAR PROPOSED TYPE
2008 10 - HOUSING UNITS
TOTAL: 38

PROPOSED UNITS 38
ACTUAL TYPE 10 - HOUSING UNITS
ACTUAL UNITS 0

ACCOMPLISHMENT NARRATIVE: THE MASH PAINT/MINOR HOME REPAIR PROGRAM PAINTED 24 HOUSES AND MADE
REPAIRS ON 35 HOUSES. THE PROJECT ACHIEVED ITS GOALS.

U.S. DEPARTMENT OF HOUSING AND URBAN DEVELOPMENT
OFFICE OF COMMUNITY PLANNING AND DEVELOPMENT
INTEGRATED DISBURSEMENT AND INFORMATION SYSTEM
CDBG ACTIVITY SUMMARY REPORT (GPR) FOR PROGRAM YEAR 2008
07-01-2008 TO 06-30-2009
PASADENA, CA

PGM YEAR: 2008
PROJECT: 0021 - MAINT. ASSIST. TO HOMEOWNERS - INTERIM ASSIST.
ACTIVITY: 972 - MASH/YARD CLEAN-UP PROJECT
STATUS: UNDERWAY

OBJECTIVE: CREATE SUITABLE LIVING ENVIRONMENTS
OUTCOME: AVAILABILITY/ACCESSIBILITY
MATRIX CODE: 06 REG CITATION: 570.201(F) NATIONAL OBJ: LMA

LOCATION: CITY OF PASADENA - PLANNING & DEV. DEPT.
175 N. GARFIELD AVENUE
PASADENA, CA 91101

DESCRIPTION: THE YARD CLEAN-UP PROJECT PROVIDES REMOVAL OF DEBRIS, TREE TRIMMING, HAULING, MINOR EXTERIOR HOME REPAIRS TO LOW/MOD INCOME SENIORS, DISABLED/ELDERLY/LOCAL RESIDENTS.

FINANCING: INITIAL FUNDING DATE: 11-04-08
ACTIVITY ESTIMATE: 203,418.00
FUNDED AMOUNT: 164,024.14
UNLQ OBLIGATIONS: 0.00
DRAWN THRU PGM YR: 164,024.14
DRAWN IN PGM YR: 164,024.14

TOTAL # #HISPANIC
WHITE: 0 0
BLACK/AFRICAN AMERICAN: 0 0
ASIAN: 0 0
AMERICAN INDIAN/ALASKAN NATIVE: 0 0
NATIVE HAWAIIAN/OTHER PACIFIC ISLANDER: 0 0
AMERICAN INDIAN/ALASKAN NATIVE & WHITE: 0 0
ASIAN & WHITE: 0 0
BLACK/AFRICAN AMERICAN & WHITE: 0 0
AM. INDIAN/ALASKAN NATIVE & BLACK/AFRICAN AM: 0 0
OTHER MULTI-RACIAL: 0 0

NUMBER OF ASSISTED:

TOTAL 0
TOT EXTREMELY LOW: 0
TOT LOW: 0
TOT MOD: 0
TOT NON LOW MOD: 0
TOTAL: 0
PERCENT LOW / MOD: 0.00

TOTAL: 0

TOTAL FEMALE HEADED: 0

ACCOMPLISHMENTS BY YEAR:

REPORT YEAR PROPOSED TYPE
2008 10 - HOUSING UNITS
TOTAL: 58
CENSUS TRACT PERCENT LOW / MOD: 57.70

PROPOSED UNITS ACTUAL TYPE
58 10 - HOUSING UNITS
58

ACTUAL UNITS
0
0

ACCOMPLISHMENT NARRATIVE: THE MASH YARD CLEAN-UP PROGRAM CLEARED 27 BLIGHTED PROPERTIES REMOVING 52.5 TONS OF DEBRIS. THE PROJECT ACHIEVED ITS GOALS.

U.S. DEPARTMENT OF HOUSING AND URBAN DEVELOPMENT
OFFICE OF COMMUNITY PLANNING AND DEVELOPMENT
INTEGRATED DISBURSEMENT AND INFORMATION SYSTEM
CDBG ACTIVITY SUMMARY REPORT (GPR) FOR PROGRAM YEAR 2008
07-01-2008 TO 06-30-2009
PASADENA, CA

PGM YEAR: 2008
PROJECT: 0022 - PLANNING/ADMINISTRATION
ACTIVITY: 973 - CDBG PROGRAM ADMINISTRATION
STATUS: UNDERWAY
LOCATION:
CITY OF PASADENA - OFFICE OF THE CITY MANAGER
P.O. BOX 7115
PASADENA, CA 91109

OBJECTIVE: OBJECTIVE/OUTCOME NOT NECESSARY
OUTCOME: FOR PLANNING/ADMIN ACTIVITIES
MATRIX CODE: 21A REG CITATION: 570.206 NATIONAL OBJ:
PASADENA, CA

DESCRIPTION:

CDBG PROGRAM ADMINISTRATION IS RESPONSIBLE FOR ALL
ADMINISTRATIVE/MANAGEMENT FUNCTIONS OF THE PROGRAM IN
REGARD TO REPORTING, PERFORMANCE COMPLIANCE, PROJECT MONITORING,
FINANCING.

INITIAL FUNDING DATE:	11-04-08	TOTAL #	#HISPANIC
ACTIVITY ESTIMATE:	460,983.00	0	0
FUNDED AMOUNT:	460,983.00	0	0
UNLIQ OBLIGATIONS:	0.00	0	0
DRAWN THRU PGM YR:	364,193.18	0	0
DRAWN IN PGM YR:	364,193.18	0	0
NUMBER OF ASSISTED:		0	0
TOT EXTREMELY LOW:	0	0	0
TOT LOW:	0	0	0
TOT MOD:	0	0	0
TOT NON LOW MOD:	0	0	0
TOTAL:	0	0	0
PERCENT LOW / MOD:	0.00	0	0
TOTAL FEMALE HEADED:	0	0	0

TOTAL:

TOTAL FEMALE HEADED: 0

ACCOMPLISHMENTS BY YEAR:
REPORT YEAR PROPOSED TYPE
2008
TOTAL:

PROPOSED UNITS ACTUAL TYPE
0
0

ACTUAL UNITS
0
0

ACCOMPLISHMENT NARRATIVE:

THIS PROJECT PROVIDES THE OVERALL PLANNING, ADMINISTRATION, CONTRACTING,
ENSURES FEDERAL COMPLIANCE, EVALUATION, FINANCIAL CONTROLS, MONITORING
AND REPORTING FOR APPROXIMATELY 40 NON-PROFIT AGENCIES. THE HOUSING
DEPARTMENT SERVES AS THE ADMINISTRATIVE ENTITY FOR THE CITY OF
PASADENA IN COMPLIANCE WITH GENERAL PROVISIONS UNDER THE U.S. DEPARTMENT
OF HOUSING & URBAN DEVELOPMENT (HUD).

U.S. DEPARTMENT OF HOUSING AND URBAN DEVELOPMENT
OFFICE OF COMMUNITY PLANNING AND DEVELOPMENT
INTEGRATED DISBURSEMENT AND INFORMATION SYSTEM
CDBG ACTIVITY SUMMARY REPORT (GPR) FOR PROGRAM YEAR 2008
07-01-2008 TO 06-30-2009
PASADENA, CA

TOTAL ACTIVITY ESTIMATE	:	22,608,275.97
TOTAL FUNDED AMOUNT	:	22,532,970.10
TOTAL AMOUNT DRAWN THRU PGM YR	:	22,222,852.01
TOTAL AMOUNT DRAWN IN PGM YR	:	2,307,412.18

U.S. DEPARTMENT OF HOUSING AND URBAN DEVELOPMENT
 OFFICE OF COMMUNITY PLANNING AND DEVELOPMENT
 INTEGRATED DISBURSEMENT AND INFORMATION SYSTEM
 SUMMARY OF CONSOLIDATED PLAN PROJECTS FOR REPORT YEAR 2008
 PASADENA, CA

PLAN YR - PROJECT	PGM	PROJECT ESTIMATE	COMMITTED AMOUNT	AMOUNT DRAWN THRU REPORT YEAR	AMOUNT AVAILABLE TO DRAW	AMOUNT DRAWN IN REPORT YEAR
2008-0001	MOTHER'S CLUB COMMUNITY CENTER	0.00	25,000.00	22,779.98	2,220.02	22,779.98
2008-0002	OLYMPIC CHALLENGE					
	CDBG	0.00	25,000.00	25,000.00	0.00	25,000.00
2008-0003	SENIOR CITIZEN NETWORK PROGRAM	15,653.00	15,633.00	14,617.83	1,015.17	14,617.83
2008-0004	FAMILY ACCESS 2 HEALTH PREV. & TREATMENT					
	CDBG	30,000.00	30,000.00	21,075.65	8,924.35	21,075.65
2008-0005	COUNSELING PROGRAM					
	CDBG	30,000.00	30,000.00	24,969.53	5,030.47	24,969.53
2008-0006	JUST FOR GIRLS AFTER SCHOOL PREVENTION PROGRAM					
	CDBG	25,000.00	25,000.00	24,996.00	4.00	24,996.00
2008-0007	NUTRITION ASSISTANCE PROJECT					
	CDBG	50,000.00	50,000.00	46,000.00	4,000.00	46,000.00
2008-0008	STARS (STUDENT & TUTORS ACHIEVING REAL SUCCESS) PROGRAM					
	CDBG	25,000.00	25,000.00	21,376.00	3,624.00	21,376.00
2008-0009	PUSD FAMILY CENTERS & YOUNG & HEALTHY NURSE SERVICES					
	CDBG	70,000.00	70,000.00	69,999.99	0.01	69,999.99
2008-0010	FOSTER & EMANCIPATED YOUTH SERVICES PROJECTS					
	CDBG	40,000.00	40,000.00	37,569.37	2,430.63	37,569.37
2008-0011	PROJECT LEAP (LINKS TO EDUCATIONAL ACHIEVEMENT & PROGRESS)					
	CDBG	25,000.00	25,000.00	21,951.15	3,048.85	21,951.15
2008-0012	FAIR HOUSING PROGRAM					

U. S. DEPARTMENT OF HOUSING AND URBAN DEVELOPMENT
 OFFICE OF COMMUNITY PLANNING AND DEVELOPMENT
 INTEGRATED DISBURSEMENT AND INFORMATION SYSTEM
 SUMMARY OF CONSOLIDATED PLAN PROJECTS FOR REPORT YEAR 2008
 PASADENA, CA

DATE: 08-26-09
 TIME: 14:32
 PAGE: 2

PLAN YR - PROJECT	PGM	PROJECT ESTIMATE	COMMITTED AMOUNT	AMOUNT DRAWN THRU REPORT YEAR	AMOUNT AVAILABLE TO DRAW	AMOUNT DRAWN IN REPORT YEAR
-----	---	-----	-----	-----	-----	-----
2008-0013	CDBG	19,500.00	19,500.00	17,590.48	1,909.52	17,590.48
NEIGHBORHOOD IMPACT PROGRAM						
	CDBG	168,614.00	168,614.00	134,076.00	34,538.00	134,076.00
2008-0014	CDBG	120,000.00	120,000.00	117,511.17	2,488.83	117,511.17
SMALL BUSINESS ASSISTANCE PROGRAM						
2008-0015	CDBG	30,000.00	30,000.00	30,000.00	0.00	30,000.00
CLINIC RENOVATIONS						
2008-0016	CDBG	93,070.00	93,070.00	93,066.00	4.00	93,066.00
MAMAS HOT TAMALES						
2008-0017	CDBG	334,004.00	334,004.00	334,003.50	0.50	334,003.50
REPAYMENT OF SECTION 108 LOAN						
2008-0018	CDBG	244,000.00	244,000.00	221,228.46	22,771.54	221,228.46
CODE ENFORCEMENT TASK FORCE/INSPECTIONS						
2008-0019	CDBG	30,000.00	30,000.00	28,606.89	1,393.11	28,606.89
YOUTH WORK READINESS						
2008-0020	CDBG	3,965,820.00	435,975.86	435,975.86	0.00	435,975.86
MAINTENANCE ASSIT. TO HOMEOWNERS PROGRAM						
2008-0021	CDBG	203,418.00	164,024.14	164,024.14	0.00	164,024.14
MAINT. ASSIST. TO HOMEOWNERS - INTERIM ASSIST.						
2008-0022	CDBG	460,983.00	460,983.00	364,193.18	96,789.82	364,193.18
PLANNING/ADMINISTRATION						
2008-0023	ESG	6,000.00	6,000.00	4,650.31	1,349.69	4,650.31
CAREER DEVELOPMENT PROGRAM						

U.S. DEPARTMENT OF HOUSING AND URBAN DEVELOPMENT
 OFFICE OF COMMUNITY PLANNING AND DEVELOPMENT
 INTEGRATED DISBURSEMENT AND INFORMATION SYSTEM
 SUMMARY OF CONSOLIDATED PLAN PROJECTS FOR REPORT YEAR 2008
 PASADENA, CA

PLAN YR - PROJECT	PGM	PROJECT ESTIMATE	COMMITTED AMOUNT	AMOUNT DRAWN THRU REPORT YEAR	AMOUNT AVAILABLE TO DRAW	AMOUNT DRAWN IN REPORT YEAR
2008-0024	COMMUNITY MEALS PROGRAM					
	ESG	22,500.00	22,500.00	0.00	22,500.00	0.00
2008-0025	EMERGENCY SHELTER PROJECT (ESP)					
	ESG	5,516.00	5,516.00	0.00	5,516.00	0.00
2008-0026	EMERGENCY HOMELESS RESPONSE PROGRAM (EHRP)					
	ESG	29,000.00	29,000.00	13,808.31	15,191.69	13,808.31
2008-0027	EMERGENCY OVERNIGHT SHELTER PROGRAM					
	ESG	24,500.00	24,500.00	18,185.09	6,314.91	18,185.09
2008-0028	CASE MANAGEMENT SERVICES					
	ESG	10,000.00	10,000.00	7,384.22	2,615.78	7,384.22
2008-0029	CHDO RESERVE					
	HOME	175,840.00	0.00	0.00	0.00	0.00
	DESCRIPTION: CHDO ACQUISITION AND/OR REHABILITATION OF RENTAL HOUSING					
2008-0030	ADMINISTRATION					
	HOME	78,370.00	153,437.00	60,000.00	93,437.00	60,000.00
	DESCRIPTION: HOME ADMINISTRATION					
2008-0031	AMERICAN COMMUNITIES FUND RESERVES					
	HOME	558,000.00	558,000.00	0.00	558,000.00	0.00
	DESCRIPTION: AMERICAN COMMUNITIES FUND RESERVES (FANNIE MAE). PROVIDE HOME FUNDS TO LEVERAGE AND UNDERWRITE BELOW-MARKET RATE FINANCING FROM OTHER SOURCES TO SUBSIDIZE THE ACQUISITION, CONSTRUCTION, REHABILITATION, AND PRESERVATION OF AFFORDABLE HOUSING FOR VERY LOW AND LOW INCOME FAMILIES.					
2008-0032	EMERGENCY RENTAL ASSISTANCE DEPOSIT (ERAD)					
	HOME	85,000.00	85,000.00	47,175.00	37,825.00	47,175.00

U.S. DEPARTMENT OF HOUSING AND URBAN DEVELOPMENT
 OFFICE OF COMMUNITY PLANNING AND DEVELOPMENT
 INTEGRATED DISBURSEMENT AND INFORMATION SYSTEM
 SUMMARY OF CONSOLIDATED PLAN PROJECTS FOR REPORT YEAR 2008
 PASADENA, CA

PLAN YR - PROJECT	PGM	PROJECT ESTIMATE	COMMITTED AMOUNT	AMOUNT DRAWN THRU REPORT YEAR	AMOUNT AVAILABLE TO DRAW	AMOUNT DRAWN IN REPORT YEAR
2008-0033	HOME	275,000.00	313,577.00	0.00	313,577.00	0.00
DESCRIPTION: PROVIDE FUNDS TO ASSIST PERSONS WHO ARE TEMPORARILY DISPLACED AS A RESULT OF CITY ACTION(S) (HEALTH/BUILDING/SAFETY CODE VIOLATIONS). PROJECT ACTIVITIES WILL INCLUDE THE FINANCIAL SUPPORT TO ELIGIBLE HOUSEHOLD TO COVER THE PAYMENT OF THE INITIAL MOVE-IN COSTS WHEN SECURING A RENTAL UNIT. HOME TENANT-BASED RENTAL ASSISTANCE PROGRAM						
2008-0034	HOME	196,479.00	405,278.00	246,645.00	158,633.00	246,645.00
DESCRIPTION: PROVIDES EMERGENCY RENTAL ASSISTANCE PAYMENTS (UP TO TWO YEARS) TO PROPERTY OWNERS WHO AGREE TO LEASE THEIR DWELLING UNITS TO VERY-LOW INCOME HOUSEHOLDS. HOMEOWNERSHIP OPPORTUNITIES PROGRAM						
2008-0035	HOME	385,642.00	144,235.00	0.00	144,235.00	0.00
DESCRIPTION: PROVIDES HOME FUNDS TO SUBSIDIZE THE ACQUISITION CONSTRUCTION, REHABILITATION, AND PRESERVATION OF AFFORDABLE HOUSING FOR VERY LOW AND LOW INCOME FAMILIES OR INDIVIDUALS. HOME HOUSING PRODUCTION						
2008-0036	HUDSON OAKS					

*** NO ACTIVITIES FOUND FOR THIS PROJECT ***

U.S. DEPARTMENT OF HOUSING AND URBAN DEVELOPMENT
 OFFICE OF COMMUNITY PLANNING AND DEVELOPMENT
 INTEGRATED DISBURSEMENT AND INFORMATION SYSTEM
 GRANTEE SUMMARY ACTIVITY REPORT
 PASADENA, CA

REPORT FOR STATUS CODE: ALL
 MATRIX CODE: ALL

GRANTEE ACTIVITY NUMBER	IDIS ACT ID	PGM YR- PROJECT	ACTIVITY NAME	ACT STAT	MTX CD	INITIAL FUNDING DT	FUNDED AMOUNT	DRAWN AMOUNT	DATE OF LAST DRAW
952	2008-0001	MOTHER'S CLUB COMMUNITY CENTER	UNWY 05	10-16-2008		25,000.00	25,000.00	08-22-2009	
953	2008-0002	OLYMPIC CHALLENGE	UNWY 05	10-16-2008		25,000.00	25,000.00	08-22-2009	
954	2008-0003	SENIOR CITIZEN NETWORK PROGRAM	UNWY 05A	10-16-2008		15,633.00	15,633.00	08-22-2009	
955	2008-0004	FAMILY ACCESS TO HEALTH PREV & TREA	UNWY 05	10-16-2008		30,000.00	30,000.00	08-22-2009	
956	2008-0005	COUNSELING PROGRAM	UNWY 05	10-16-2008		30,000.00	30,000.00	08-22-2009	
957	2008-0006	JUST FOR GIRLS AFTER SCHOOL PROGRAM	UNWY 05	10-16-2008		24,996.00	24,996.00	08-22-2009	
958	2008-0007	NUTRITION ASSISTANCE PROJECT	UNWY 05	10-24-2008		50,000.00	50,000.00	08-22-2009	
959	2008-0008	STARS PROGRAM	UNWY 05	10-24-2008		25,000.00	25,000.00	08-22-2009	
960	2008-0009	PUSD FAMILY CENTERS & YOUNG/HEALTHY	UNWY 05	10-24-2008		70,000.00	69,999.99	08-22-2009	
961	2008-0010	FOSTER & EMANCIPATED YOUTH SERVICES	UNWY 05	10-24-2008		40,000.00	40,000.00	07-09-2009	
962	2008-0011	PROJECT LEAP	UNWY 05	10-28-2008		25,000.00	25,000.00	08-22-2009	
963	2008-0012	FAIR HOUSING PROGRAM	UNWY 21D	11-04-2008		19,500.00	19,500.00	08-22-2009	
964	2008-0013	NEIGHBORHOOD IMPACT PROGRAM	UNWY 14A	10-28-2008		168,614.00	147,256.00	08-22-2009	
965	2008-0014	SMALL BUSINESS ASSISTANCE PROGRAM	UNWY 18A	10-28-2008		120,000.00	117,511.17	08-22-2009	
966	2008-0015	CLINIC RENOVATION	UNWY 03	11-04-2008		30,000.00	30,000.00	08-22-2009	
967	2008-0016	MAMAS HOT TAMALES PASADENA	UNWY 18B	10-28-2008		93,070.00	93,066.00	05-30-2009	
968	2008-0017	REPAYMENT OF SECTION 108 LOAN	UNWY 19F	11-04-2008		334,004.00	334,003.50	05-01-2009	
969	2008-0018	CODE ENFORCEMENT TASK FORCE/INSPECT	UNWY 15	11-04-2008		244,000.00	244,000.00	08-22-2009	
970	2008-0019	YOUTH WORK READINESS	UNWY 18B	11-04-2008		30,000.00	30,000.00	08-22-2009	
971	2008-0020	MASH PAINT/MINOR HOME REPAIR	UNWY 14A	11-04-2008		435,975.86	435,975.86	08-22-2009	
972	2008-0021	MASH/YARD CLEAN-UP PROJECT	UNWY 06	11-04-2008		164,024.14	164,024.14	07-22-2009	
973	2008-0022	CDBG PROGRAM ADMINISTRATION	UNWY 21A	11-04-2008		460,983.00	399,507.53	08-22-2009	
975	2008-0023	CAREER DEVELOPMENT PROGRAM	UNWY 05	11-11-2008		6,000.00	6,000.00	08-25-2009	
976	2008-0024	COMMUNITY MEALS PROGRAM	UNWY 03T	11-11-2008		22,500.00	22,500.00	08-25-2009	
977	2008-0025	EMERG. SHELTER PROJECT OPERATIONS C	UNWY 03T	11-11-2008		2,516.00	2,516.00	08-25-2009	
1025	2008-0025	ADMINISTRATION	UNWY 21A	06-17-2009		1,000.00	1,000.00	08-25-2009	
979	2008-0026	EMERG. HOMELESS RESP. PROGRAM ESSEN	UNWY 05	11-11-2008		10,000.00	10,000.00	08-25-2009	
980	2008-0026	EMERG. HOMELESS RESPONSE PROG. PRVE	UNWY 05Q	11-11-2008		18,000.00	18,000.00	08-25-2009	
981	2008-0026	EMERG. HOMELESS RESPONSE PROGRAM (A	UNWY 21A	11-11-2008		1,000.00	1,000.00	08-25-2009	
982	2008-0027	EMERGENCY OVERNIGHT SHELTER PROGRAM	UNWY 03T	11-11-2008		24,500.00	24,500.00	08-25-2009	
983	2008-0028	CASE MANAGEMENT SERVICES	UNWY 05	11-11-2008		10,000.00	10,000.00	08-25-2009	
984	2008-0030	HOME ADMINISTRATION	UNWY 21A	12-03-2008		78,437.00	18,807.10	08-22-2009	
1011	2008-0030	HOME TBRA ADMIN SOPPORTIVE SERVICES	UNWY 21A	04-23-2009		75,000.00	75,000.00	08-22-2009	
985	2008-0031	AMERICAN COMMUNITIES FUND RESERVES	BUDG 12	12-03-2008		558,000.00	0.00		
986	2008-0032	EMERGENCY RENTAL ASSISTANCE DEPOSIT	UNWY 06	12-03-2008		85,000.00	70,225.00	08-22-2009	
987	2008-0033	HOME TENANT-BASED RENTAL ASSISTANCE	CANC 06	12-03-2008		0.00	0.00		
995	2008-0033	HILDA NEVAREZ/BEACON HOUSING	UNWY 21F	02-26-2009		13,140.00	3,285.00	08-22-2009	
996	2008-0033	MELANIE REED/GLLBERT DOMINGUEZ	UNWY 21F	02-26-2009		6,816.00	3,500.00	08-22-2009	
997	2008-0033	JASMINE GLENN/HSU FAMILY TRUST	UNWY 21F	02-26-2009		10,930.00	6,089.00	08-22-2009	
998	2008-0033	BRANDON HOGUE/JOSEPH TILTON	UNWY 21F	02-26-2009		9,208.00	4,641.00	08-22-2009	
999	2008-0033	JUMELA TOWNS/CHRISTIAN GONZALEZ	UNWY 21F	02-26-2009		7,920.00	3,372.00	08-22-2009	
1000	2008-0033	HILDEBRAND LLANTO/ALI MOGHADAM	UNWY 21F	02-26-2009		10,524.00	9,618.00	08-22-2009	
1001	2008-0033	MARIO MILLOY / LUCINA DELEON	UNWY 21F	03-12-2009		11,722.00	11,722.00	08-25-2009	
1002	2008-0033	ANTHONY BROOKS / OMID BADAKHSH	UNWY 21F	03-12-2009		6,032.00	6,032.00	08-22-2009	
1003	2008-0033	SANDY CANDRAY / SWARANJIT NIJJAR	UNWY 21F	03-12-2009		9,913.00	5,523.00	08-22-2009	
1004	2008-0033	MELANIE STEWART / KEVIN OUZOUNIAN	UNWY 21F	03-12-2009		8,800.00	6,435.00	08-22-2009	
1005	2008-0033	XUE LIAN FANG / FRANCO FANG	UNWY 21F	03-12-2009		13,200.00	5,471.00	08-22-2009	

U.S. DEPARTMENT OF HOUSING AND URBAN DEVELOPMENT
 OFFICE OF COMMUNITY PLANNING AND DEVELOPMENT
 INTEGRATED DISBURSEMENT AND INFORMATION SYSTEM
 GRANTEE SUMMARY ACTIVITY REPORT
 PASADENA, CA

GRANTEE ACTIVITY NUMBER	IDIS ACT ID	PGM YR- PROJECT	ACTIVITY NAME	ACT STAT	MTX CD	INITIAL FUNDING DT	FUNDED AMOUNT	DRAWN AMOUNT	DATE OF LAST DRAW
	1010	2008-0033	ADMINISTRATION	CANC	21F	04-16-2009	0.00	0.00	
	1012	2008-0033	CORA LEWIS / RAYMOND KONG	UNWY	06	04-27-2009	1,004.00	1,004.00	08-25-2009
	1013	2008-0033	BLANCA SANCHEZ / HOLLY ST LP	UNWY	06	04-27-2009	7,952.00	4,544.00	08-22-2009
	1014	2008-0033	LESLY ECHEVERRIA / JANICE BROOKS PI	UNWY	06	04-28-2009	12,573.00	12,573.00	08-22-2009
	1015	2008-0033	CAMILLE CARRILLO / KAYE FLORES	UNWY	21F	04-28-2009	14,198.00	12,967.00	08-22-2009
	1016	2008-0033	DIANE FRANKLIN / MILTON IAPAINTE	UNWY	21F	04-28-2009	16,948.00	12,475.00	08-22-2009
	1017	2008-0033	DARLENE KOPPLIN / SUSAN DEL NOSTRO	UNWY	21F	04-28-2009	10,716.00	10,716.00	08-22-2009
	1018	2008-0033	WOODROW JOHNSON / SYED HASAN	UNWY	21F	04-28-2009	11,743.00	8,402.00	08-22-2009
	1019	2008-0033	LOUISE MILLER / ERIC WINTER	UNWY	21F	04-28-2009	10,812.00	10,812.00	08-25-2009
	1020	2008-0033	JUANA LIMON / BEACON HOUSING	UNWY	21F	04-29-2009	8,858.00	4,882.00	08-22-2009
	1022	2008-0033	JOSIE SMITH / LOUIS KHOURY	UNWY	21F	04-29-2009	188.00	188.00	08-25-2009
	1023	2008-0033	XOCHILT DELGADO / BEACON HOUSING	UNWY	21F	04-29-2009	4,395.00	2,346.00	08-22-2009
	1024	2008-0033	ROBERTA PALOMARES / GARY ADAMS	UNWY	21F	04-29-2009	10,636.00	10,636.00	08-25-2009
	1037	2008-0033	GUILLERMINA SANDOVAL / JANICE BROOKS	UNWY	21F	08-24-2009	300.00	300.00	08-25-2009
	1038	2008-0033	LOUISE MILLER / ERIC WINTER	UNWY	21F	08-24-2009	10,776.00	1,526.00	08-25-2009
	1039	2008-0033	JACQUELINE WALTERS / DEER VALLEY HH	UNWY	21F	08-24-2009	10,644.00	3,891.00	08-25-2009
	1040	2008-0033	LITTLE KELLEY/DEER VALLEY MHP LLC	UNWY	21F	08-24-2009	10,646.00	2,832.00	08-25-2009
	1041	2008-0033	SPPHIA ROMERO / ARBIS ROJAS	UNWY	21F	08-24-2009	9,132.00	3,609.00	08-25-2009
	1042	2008-0033	LIFANG HUANG/DEGUZMAN FAMILY TRUST	UNWY	21F	08-24-2009	11,196.00	4,183.00	08-25-2009
	1043	2008-0033	MONIQUE ALMEIDA/STEPHEN TAHMISIAN	UNWY	21F	08-24-2009	7,500.00	2,641.00	08-25-2009
	1044	2008-0033	WYNTER WILLIAMS/HOLLY ST L.P.	UNWY	21F	08-24-2009	13,812.00	3,453.00	08-25-2009
	1045	2008-0033	XOCHITL DELGADO / BEVEN & BROCK	BUDG	21F	08-24-2009	9,590.00	0.00	
	1046	2008-0033	MARIO MILLOY/LUCINA DELEON	UNWY	21F	08-24-2009	8,352.00	1,015.00	08-25-2009
	988	2008-0034	HOMEOWNERSHIP OPPORTUNITIES PROGRAM	BUDG	13		0.00	0.00	
	990	2008-0034	HOMEOWNERSHIP OPPORTUNITIES PROGRAM	BUDG	13	12-08-2008	158,633.00	0.00	
	992	2008-0034	JEANETTE UEBELE	UNWY	13	02-24-2009	125,625.00	125,625.00	05-22-2009
	993	2008-0034	DARIN AND BEVERLY COOPER	UNWY	13	02-24-2009	121,020.00	121,020.00	05-22-2009
	989	2008-0035	HUDSON OAKS	UNWY	01	04-16-2009	144,235.00	144,235.00	08-22-2009

U.S. DEPARTMENT OF HOUSING AND URBAN DEVELOPMENT
 OFFICE OF COMMUNITY PLANNING AND DEVELOPMENT
 INTEGRATED DISBURSEMENT AND INFORMATION SYSTEM
 CDBG HOUSING ACTIVITIES
 PASADENA, CA

PGM YEAR	PROJ ID	IDIS ACT ID	ACTIVITY NAME	STATUS	MTX CD	NTL OBJ	TOTAL EST. AMT	%CDBG	DRAWN AMT	CDBG	OCCUPIED UNITS		CUMULATIVE OCCUPIED UNITS	
											TOTAL	L/M	%L/M	OWNER
2008	0013	964	NEIGHBORHOOD IMPACT PROGRAM	UND	14A	LMH	168614.00	100.0	147256.00	20	19	95.0	20	0
2008	0020	971	MASH PAINT/MINOR HOME REPAIR	UND	14A	LMH	435975.86	100.0	435975.86	0	0	0.0	0	0
2008 TOTALS: BUDGETED/UNDERWAY COMPLETED														
							604589.86	100.0	583231.86	20	19	95.0	20	0
2007	0011	891	NEIGHBORHOOD IMPACT PROGRAM	UND	14A	LMH	142500.00	100.0	142500.00	0	0	0.0	0	0
2007	0022	903	MASH PAINT/MINOR HOME REPAIR	UND	14A	LMH	296582.00	100.0	296582.00	90	90	100.0	90	0
2007	0023	904	MASH/YARD CLEAN-UP PROJECT	UND	14A	LMH	203418.00	100.0	203418.00	90	90	100.0	90	0
2007 TOTALS: BUDGETED/UNDERWAY COMPLETED														
							642500.00	100.0	642500.00	180	180	100.0	180	0
2006	0024	845	NEIGHBORHOOD IMPACT PROGRAM/PNHS	UND	14A	LMH	140000.00	100.0	140000.00	40	40	100.0	40	0
2006	0026	847	MASH/PAINT & MINOR HOME REPAIRS	COM	14A	LMH	403668.28	100.0	403668.28	23	23	100.0	23	0
2006	0027	848	MASH/YARD CLEAN-UP/HOME REPAIRS	UND	14A	LMH	212418.00	100.0	212418.00	116	116	100.0	116	0
2006 TOTALS: BUDGETED/UNDERWAY COMPLETED														
							352418.00	100.0	352418.00	156	156	100.0	156	0
							403668.28	100.0	403668.28	23	23	100.0	23	0
							756086.28	100.0	756086.28	179	179	100.0	179	0
2005	0013	794	PAINT/MINOR HOME REPAIRS ACTIVIT	COM	14A	LMH	407508.42	100.0	407508.42	25	25	100.0	25	0
2005	0013	795	YARD CLEAN-UP/HOME REPAIRS	COM	14A	LMH	211530.97	100.0	211530.97	20	20	100.0	20	0
2005	0027	786	NEIGHBORHOOD IMPACT PROGRAM	COM	14A	LMH	198000.00	100.0	198000.00	40	40	100.0	40	0
2005 TOTALS: BUDGETED/UNDERWAY COMPLETED														
							0.00	0.0	0.00	0	0	0.0	0	0
							817039.39	100.0	817039.39	85	85	100.0	85	0
							817039.39	100.0	817039.39	85	85	100.0	85	0
2004	0016	696	MASH - MINOR REPAIRS	COM	14A	LMH	362748.15	100.0	362748.15	0	0	0.0	0	0
2004	0016	697	MASH - YARD CLEAN-UP	COM	14A	LMH	180865.88	100.0	180865.88	0	0	0.0	0	0
2004	0036	706	NEIGHBORHOOD IMPACT PROGRAM	COM	14A	LMH	190182.00	100.0	190182.00	44	23	52.2	0	0
2004 TOTALS: BUDGETED/UNDERWAY COMPLETED														
							0.00	0.0	0.00	0	0	0.0	0	0
							733796.03	100.0	733796.03	44	23	52.2	0	0
							733796.03	100.0	733796.03	44	23	52.2	0	0
2003	0016	631	MINOR HOME REPAIRS PROGRAM	COM	14A	LMH	368537.23	100.0	368537.23	0	0	0.0	0	0

U.S. DEPARTMENT OF HOUSING AND URBAN DEVELOPMENT
 OFFICE OF COMMUNITY PLANNING AND DEVELOPMENT
 INTEGRATED DISBURSEMENT AND INFORMATION SYSTEM
 CDBG HOUSING ACTIVITIES
 PASADENA, CA

PGM YEAR	PROJ ID	IDIS ACT ID	ACTIVITY NAME	STATUS	MTX CD	NTL OBJ	TOTAL EST. AMT	%CDBG	DRAWN AMT	CDBG	OCCUPIED UNITS TOTAL	L/M	%L/M	CUMULATIVE OCCUPIED UNITS				
														OWNER	RENTER			
2003 TOTALS: BUDGETED/UNDERWAY														0	0	0	0	
COMPLETED														204	111	54.4	0	0
2003 TOTALS: BUDGETED/UNDERWAY														204	111	54.4	0	0
COMPLETED														204	111	54.4	0	0
2002	0017	566	PAINT/MINOR HOME REPAIRS (MASH)	COM	14A	LMH	358077.62	100.0	358077.62	43	33	76.7	0	0	0			
2002	0017	567	YARD CLEAN-UP/MINOR HOME REPAIRS	COM	14A	LMH	163106.09	100.0	163106.09	41	33	80.4	0	0	0			
2002	0030	551	COMPREHENSIVE RESIDENTIAL REHAB	COM	14A	LMH	99931.42	100.0	99931.42	33	33	100.0	0	0	0			
2002	0052	559	NEIGHBORHOOD IMPACT PROGRAM	COM	14A	LMH	80747.00	100.0	80747.00	31	18	58.0	0	0	0			
2002 TOTALS: BUDGETED/UNDERWAY														0	0	0.0	0	0.0
COMPLETED														148	117	79.0	0	0
2002 TOTALS: BUDGETED/UNDERWAY														148	117	79.0	0	0
COMPLETED														148	117	79.0	0	0
2001	0018	471	MINOR HOME REPAIRS (NEIGHBORHOOD)	COM	14A	LMH	205331.00	100.0	205331.00	51	47	92.1	0	0	0			
2001	0018	473	YARD CLEAN-UP PROGRAM-(NEIGHBORH)	COM	14A	LMH	168669.00	100.0	168669.00	51	47	92.1	0	0	0			
2001	0031	486	COMPREHENSIVE RESIDENTIAL REHAB	COM	14A	LMH	102490.00	100.0	102490.00	39	39	100.0	0	0	0			
2001 TOTALS: BUDGETED/UNDERWAY														0	0	0.0	0	0.0
COMPLETED														141	133	94.3	0	0
2001 TOTALS: BUDGETED/UNDERWAY														141	133	94.3	0	0
COMPLETED														141	133	94.3	0	0
2000	0019	419	NEIGHBORHOOD IMPACT PROGRAM	UND	14A	LMH	238211.39	100.0	238211.39	175	146	83.4	0	0	0			
2000	0020	439	YARD CLEAN UP PROGRAM	COM	14A	LMH	142423.91	100.0	142423.91	89	89	100.0	0	0	0			
2000	0020	440	PAINT AND MINOR HOME REPAIR PROG	COM	14A	LMH	197576.00	100.0	197576.00	89	85	95.5	0	0	0			
2000	0062	430	HOMEOWNER PRESERVATION/REHAB. GR	COM	14A	LMH	49377.72	100.0	49377.72	32	32	100.0	0	0	0			
2000 TOTALS: BUDGETED/UNDERWAY														175	146	83.4	0	0
COMPLETED														210	206	98.0	0	0
2000 TOTALS: BUDGETED/UNDERWAY														385	352	91.4	0	0
COMPLETED														385	352	91.4	0	0
1999	0019	342	NEIGHBORHOOD IMPACT PROGRAM	COM	14A	LMH	288242.90	100.0	288242.90	15	13	86.6	0	0	0			
1999	0020	354	PAINT/MINOR REPAIR PROGRAM (MASH)	COM	14A	LMH	234907.22	100.0	234907.22	55	55	100.0	0	0	0			
1999	0020	355	YARD CLEAN-UP PROGRAM (MASH)	COM	14A	LMH	142113.62	100.0	142113.62	55	55	100.0	0	0	0			
1999	0062	385	PRESERVATION/REHAB GRANT PROGRAM	COM	14A	LMH	39758.90	100.0	39758.90	38	31	81.5	0	0	0			

U.S. DEPARTMENT OF HOUSING AND URBAN DEVELOPMENT
 OFFICE OF COMMUNITY PLANNING AND DEVELOPMENT
 INTEGRATED DISBURSEMENT AND INFORMATION SYSTEM
 CDBG HOUSING ACTIVITIES
 PASADENA, CA

PGM YEAR	PROJ ID	IDIS ACT ID	ACTIVITY NAME	STATUS	MTX CD	NTL OBJ	TOTAL EST. AMT	%CDBG	DRAWN AMT	CDBG	OCCUPIED TOTAL	UNITS L/M	%L/M	CUMULATIVE OCCUPIED UNITS									
														OWNER	RENTER								
1999 TOTALS: BUDGETED/UNDERWAY COMPLETED														0	0	0	0	0	0	0	0	0	0
1998 TOTALS: BUDGETED/UNDERWAY COMPLETED														0	0	0	0	0	0	0	0	0	0
1998	0019	275	NEIGHBORHOOD IMPACT PROGRAM	COM	14A	LMH	461041.21	100.0	461041.21	461041.21	220	174	79.0	0	0								
1998	0020	303	MAINTENANCE ASSISTANCE SERV./HOM COM	COM	14A	LMH	289869.32	100.0	289869.32	289869.32	40	35	87.5	0	0								
1997 TOTALS: BUDGETED/UNDERWAY COMPLETED														0	0	0	0	0	0	0	0	0	
1996 TOTALS: BUDGETED/UNDERWAY COMPLETED														0	0	0	0	0	0	0	0	0	
1994 TOTALS: BUDGETED/UNDERWAY COMPLETED														0	0	0	0	0	0	0	0	0	
GRAND TOTALS: BUDGETED/UNDERWAY COMPLETED														1837719.25	531	501	94.3	356	0	0	0	0	
														6437856.39	1723	1446	83.9	108	0	0	0	0	
														8275575.64	2254	1947	86.3	464	0	0	0	0	

GRANTEE NAME: PASADENA
PROJECT NUMBER: 23 PLAN YEAR: 2008 PROJECT TITLE: CAREER DEVELOPMENT PROGRAM

ESG SHELTERS TRANSITIONAL HOUSING VOUCHERS FOR SHELTERS X OUTREACH X DROP IN SHELTERS
SOUP KITCHEN MEALS FOOD PANTRY HEALTH CARE MENTAL HEALTH HIV/AIDS SERVICES
CHILD CARE ALCOHOL/DRUG PROBLEM X EMPLOYMENT HOMELESS PREVENTION OTHER

***** RESIDENTIAL ONLY STATISTICS *****
BENEFICIARY DATA
AVERAGE NO. OF ADULTS SERVED DAILY 0
AVERAGE NO. OF CHILDREN SERVED DAILY 0
AVERAGE NO. OF PERSONS SERVED YEARLY 0
PERCENT OF SERVICES PROVIDED TO
UNACCOMPANIED 18 AND OVER MALE .0% FEMALE .0%
UNACCOMPANIED UNDER 18 MALE .0% FEMALE .0%
FAMILIES WITH CHILDREN HEADED BY
SINGLE 18 AND OVER MALE .0% FEMALE .0%
YOUTH 18 AND UNDER .0%
TWO PARENTS 18 AND OVER .0%
TWO PARENTS UNDER 18 .0%
FAMILIES WITH NO CHILDREN .0%

BENEFICIARY CHARACTERISTICS
PERCENT OF SERVICES PROVIDED TO
BATTERED SPOUSE .0%
RUNAWAY/THROWAWAY YOUTH .0%
CHRONICALLY MENTALLY ILL .0%
DEVELOPMENTALLY DISABLED .0%
HIV/AIDS .0%
ALCOHOL DEPENDENT INDIVIDUALS .0%
DRUG DEPENDENT INDIVIDUALS .0%
ELDERLY .0%
VETERANS .0%
PHYSICALLY DISABLED .0%
OTHER .0%

BENEFICIARY HOUSING
NUMBER OF PERSONS SERVED IN
BARRACKS 0
GROUP/LARGE HOUSE 0
SCATTERED SITE APARTMENT 0
SINGLE FAMILY DETACHED HOME 0
SINGLE ROOM OCCUPANCY 0
MOBILE HOME/TRAILER 0
HOTEL/MOTEL 0
OTHER 0

TOTAL: 110
*** DOLLARS FUNDED FROM ESG GRANTS FOR ***
REHABILITATION 0
SOCIAL SERVICES 6,000
OPERATING COSTS 0
GENERAL (HOMELESS PREVENTION) 0
RENTAL ASSISTANCE 0
MORTGAGE ASSISTANCE 0
SECURITY DEPOSIT 0
ADMIN COSTS 0
***** NON-RESIDENTIAL STATISTICS *****
AVERAGE NUMBER OF PERSONS DAILY 0

*** FUNDING SOURCES REPORTED ON C04ME06 ***
ESG 6,000
OTHER FEDERAL 0
LOCAL GOVERNMENT 0
PRIVATE 0
FEES 0
OTHER 0

TOTAL # # HISPANIC 21
36
23
2
6
1
0
0
0
0
0
0
42
20

GRANTEE NAME: PASADENA
PROJECT NUMBER: 24 PLAN YEAR: 2008 PROJECT TITLE: COMMUNITY MEALS PROGRAM

ESG SHELTERS TRANSITIONAL HOUSING VOUCHERS FOR SHELTERS OUTREACH DROP IN SHELTERS
X SOUP KITCHEN MEALS FOOD PANTRY HEALTH CARE MENTAL HEALTH HIV/AIDS SERVICES
CHILD CARE ALCOHOL/DRUG PROBLEM EMPLOYMENT HOMELESS PREVENTION OTHER

***** RESIDENTIAL ONLY STATISTICS *****
BENEFICIARY DATA
AVERAGE NO. OF ADULTS SERVED DAILY 0
AVERAGE NO. OF CHILDREN SERVED DAILY 0
AVERAGE NO. OF PERSONS SERVED YEARLY 0
PERCENT OF SERVICES PROVIDED TO
UNACCOMPANIED 18 AND OVER MALE .0% FEMALE .0% AMERICAN INDIAN/ALASKAN NATIVE: 423 0
UNACCOMPANIED UNDER 18 MALE .0% FEMALE .0% NATIVE HAWAIIAN/OTHER PACIFIC ISLANDER: 423 0
FAMILIES WITH CHILDREN HEADED BY SINGLE 18 AND OVER MALE .0% FEMALE .0% AMERICAN INDIAN/ALASKAN NATIVE & WHITE: 0 0
YOUTH 18 AND UNDER TWO PARENTS 18 AND OVER .0% .0% BLACK/AFRICAN AMERICAN: 2,057 13
TWO PARENTS UNDER 18 FAMILIES WITH NO CHILDREN .0% .0% ASIAN: 423 0
OTHER MULTI-RACIAL: 1,573 102

BENEFICIARY CHARACTERISTICS
PERCENT OF SERVICES PROVIDED TO
BATTERED SPOUSE .0%
RUNAWAY/THROWAWAY YOUTH .0%
CHRONICALLY MENTALLY ILL .0%
DEVELOPMENTALLY DISABLED .0%
HIV/AIDS .0%
ALCOHOL DEPENDENT INDIVIDUALS .0%
DRUG DEPENDENT INDIVIDUALS .0%
ELDERLY .0%
VETERANS .0%
PHYSICALLY DISABLED .0%
OTHER .0%
TOTAL: 6,050 465

***** DOLLARS FUNDED FROM ESG GRANTS FOR ***
REHABILITATION 0
SOCIAL SERVICES 0
OPERATING COSTS 22,500
GENERAL (HOMELESS PREVENTION) 0
RENTAL ASSISTANCE 0
MORTGAGE ASSISTANCE 0
SECURITY DEPOSIT 0
ADMIN COSTS 0
***** NON-RESIDENTIAL STATISTICS *****
AVERAGE NUMBER OF PERSONS DAILY 0
***** FUNDING SOURCES REPORTED ON C04ME06 ***
ESG 22,500
OTHER FEDERAL 0
LOCAL GOVERNMENT 0
PRIVATE 0
FEES 0
OTHER 0

GRANTEE NAME: PASADENA
PROJECT NUMBER: 25 PLAN YEAR: 2008 PROJECT TITLE: EMERGENCY SHELTER PROJECT (ESP)
***** ESG OPERATIONS *****
ESG SHELTERS TRANSITIONAL HOUSING VOUCHERS FOR SHELTERS OUTREACH DROP IN SHELTERS
SOUP KITCHEN MEALS FOOD PANTRY HEALTH CARE MENTAL HEALTH HIV/AIDS SERVICES
CHILD CARE ALCOHOL/DRUG PROBLEM EMPLOYMENT HOMELESS PREVENTION OTHER

***** RESIDENTIAL ONLY STATISTICS ***** RACE/ETHNICITY CHARACTERISTICS *****
BENEFICIARY DATA TOTAL NUMBER OF BENEFICIARIES: 217

AVERAGE NO. OF ADULTS SERVED DAILY	0	TOTAL #	# HISPANIC
AVERAGE NO. OF CHILDREN SERVED DAILY	0	55	38
AVERAGE NO. OF PERSONS SERVED YEARLY	0	120	0
PERCENT OF SERVICES PROVIDED TO UNACCOMPANIED 18 AND OVER	MALE .0%	0	0
UNACCOMPANIED UNDER 18	MALE .0%	0	0
FAMILIES WITH CHILDREN HEADED BY SINGLE 18 AND OVER	MALE .0%	0	0
YOUTH 18 AND UNDER	MALE .0%	0	0
TWO PARENTS 18 AND OVER	MALE .0%	0	0
TWO PARENTS UNDER 18	MALE .0%	41	0
FAMILIES WITH NO CHILDREN	MALE .0%		

BENEFICIARY CHARACTERISTICS	TOTAL #	# HISPANIC
PERCENT OF SERVICES PROVIDED TO BATTERED SPOUSE	217	38
RUNAWAY/THROWAWAY YOUTH	0	0
CHRONICALLY MENTALLY ILL	2,000	2,516
DEVELOPMENTALLY DISABLED	0	0
HIV/AIDS	0	0
ALCOHOL DEPENDENT INDIVIDUALS	0	0
DRUG DEPENDENT INDIVIDUALS	0	0
ELDERLY	0	0
VETERANS	1,000	0
PHYSICALLY DISABLED	0	0
OTHER	0	0

BENEFICIARY HOUSING	NUMBER OF PERSONS SERVED IN	ESG
BARRACKS	0	0
GROUP/LARGE HOUSE	0	0
SCATTERED SITE APARTMENT	0	0
SINGLE FAMILY DETACHED HOME	0	0
SINGLE ROOM OCCUPANCY	0	0
MOBILE HOME/TRAILER	0	0
HOTEL/MOTEL	0	0
OTHER	0	0

***** NON-RESIDENTIAL STATISTICS *****
AVERAGE NUMBER OF PERSONS DAILY
*** FUNDING SOURCES REPORTED ON C04ME06 ***
ESG 5,516
OTHER FEDERAL 0
LOCAL GOVERNMENT 0
PRIVATE 0
FEES 0
OTHER 0

U.S. DEPARTMENT OF HOUSING AND URBAN DEVELOPMENT
OFFICE OF COMMUNITY PLANNING AND DEVELOPMENT
INTEGRATED DISBURSEMENT AND INFORMATION SYSTEM
ESG STATISTICS FOR PROJECTS AS OF 2008

GRANTEE NAME: PASADENA
PROJECT NUMBER: 26 PLAN YEAR: 2008 PROJECT TITLE: EMERGENCY HOMELESS RESPONSE PROGRAM (EHRP)

ESG SHELTERS TRANSITIONAL HOUSING VOUCHERS FOR SHELTERS OUTREACH DROP IN SHELTERS
SOUP KITCHEN MEALS FOOD PANTRY HEALTH CARE MENTAL HEALTH HIV/AIDS SERVICES
CHILD CARE ALCOHOL/DRUG PROBLEM EMPLOYMENT HOMELESS PREVENTION OTHER

***** RESIDENTIAL ONLY STATISTICS *****
BENEFICIARY DATA
AVERAGE NO. OF ADULTS SERVED DAILY 0
AVERAGE NO. OF CHILDREN SERVED DAILY 0
AVERAGE NO. OF PERSONS SERVED YEARLY 0

PERCENT OF SERVICES PROVIDED TO
UNACCOMPANIED 18 AND OVER MALE .0% FEMALE .0%
UNACCOMPANIED UNDER 18 MALE .0% FEMALE .0%
FAMILIES WITH CHILDREN HEADED BY SINGLE 18 AND OVER MALE .0% FEMALE .0%
YOUTH 18 AND UNDER TWO PARENTS 18 AND OVER .0%
TWO PARENTS UNDER 18 FAMILIES WITH NO CHILDREN .0%
TOTAL # # HISPANIC
124 54
240 0
1 0
1 1
1 1
0 0
0 0
0 0
1 1
4 4
195 0

BENEFICIARY CHARACTERISTICS
PERCENT OF SERVICES PROVIDED TO
BATTERED SPOUSE .0%
RUNAWAY/THROWAWAY YOUTH .0%
CHRONICALLY MENTALLY ILL .0%
DEVELOPMENTALLY DISABLED .0%
HIV/AIDS .0%
ALCOHOL DEPENDENT INDIVIDUALS .0%
DRUG DEPENDENT INDIVIDUALS .0%
ELDERLY .0%
VETERANS .0%
PHYSICALLY DISABLED .0%
OTHER .0%
TOTAL: 567 59

*** DOLLARS FUNDED FROM ESG GRANTS FOR ***
REHABILITATION 0
SOCIAL SERVICES 10,000
OPERATING COSTS 0
GENERAL (HOMELESS PREVENTION) 18,000
RENTAL ASSISTANCE 0
MORTGAGE ASSISTANCE 0
SECURITY DEPOSIT 0
ADMIN COSTS 1,000
***** NON-RESIDENTIAL STATISTICS *****
AVERAGE NUMBER OF PERSONS DAILY 0
*** FUNDING SOURCES REPORTED ON C04ME06 ***
ESG 29,000
OTHER FEDERAL 0
LOCAL GOVERNMENT 0
PRIVATE 0
FEES 0
OTHER 0

GRANTEE NAME: PASADENA
PROJECT NUMBER: 27 PLAN YEAR: 2008 PROJECT TITLE: EMERGENCY OVERNIGHT SHELTER PROGRAM

X ESG SHELTERS TRANSITIONAL HOUSING X VOUCHERS FOR SHELTERS OUTREACH DROP IN SHELTERS
SOUP KITCHEN MEALS FOOD PANTRY HEALTH CARE MENTAL HEALTH HIV/AIDS SERVICES
CHILD CARE ALCOHOL/DRUG PROBLEM EMPLOYMENT HOMELESS PREVENTION OTHER

***** RESIDENTIAL ONLY STATISTICS ***** RACE/ETHNICITY CHARACTERISTICS *****
BENEFICIARY DATA TOTAL NUMBER OF BENEFICIARIES: 404
AVERAGE NO. OF ADULTS SERVED DAILY 0
AVERAGE NO. OF CHILDREN SERVED DAILY 0
AVERAGE NO. OF PERSONS SERVED YEARLY 0
PERCENT OF SERVICES PROVIDED TO
UNACCOMPANIED 18 AND OVER MALE .0% FEMALE .0% AMERICAN INDIAN/ALASKAN NATIVE: 184
UNACCOMPANIED UNDER 18 MALE .0% FEMALE .0% NATIVE HAWAIIAN/OTHER PACIFIC ISLANDER: 195
FAMILIES WITH CHILDREN HEADED BY
SINGLE 18 AND OVER MALE .0% FEMALE .0% AMERICAN INDIAN/ALASKAN NATIVE & WHITE: 3
YOUTH 18 AND UNDER .0% .0% ASIAN: 5
TWO PARENTS 18 AND OVER .0% .0% BLACK/AFRICAN AMERICAN: 0
TWO PARENTS UNDER 18 .0% .0% AM. INDIAN/ALASKAN NATIVE & BLACK/AFRICAN AM.: 1
FAMILIES WITH NO CHILDREN .0% .0% OTHER MULTI-RACIAL: 0

BENEFICIARY CHARACTERISTICS TOTAL # # HISPANIC
PERCENT OF SERVICES PROVIDED TO 184 87
BATTERED SPOUSE 195 1
RUNAWAY/THROWAWAY YOUTH 3 0
CHRONICALLY MENTALLY ILL 5 0
DEVELOPMENTALLY DISABLED 0 0
HIV/AIDS 0 0
ALCOHOL DEPENDENT INDIVIDUALS 2 0
DRUG DEPENDENT INDIVIDUALS 0 0
ELDERLY 1 0
VETERANS 0 0
PHYSICALLY DISABLED 14 0
OTHER 404 88

*** DOLLARS FUNDED FROM ESG GRANTS FOR ***
REHABILITATION 0
SOCIAL SERVICES 0
OPERATING COSTS 24,500
GENERAL(HOMELESS PREVENTION) 0
RENTAL ASSISTANCE 0
MORTGAGE ASSISTANCE 0
SECURITY DEPOSIT 0
ADMIN COSTS 0
***** NON-RESIDENTIAL STATISTICS *****
AVERAGE NUMBER OF PERSONS DAILY 0
*** FUNDING SOURCES REPORTED ON C04ME06 ***
ESG 24,500
OTHER FEDERAL 0
LOCAL GOVERNMENT 0
PRIVATE 0
FEES 0
OTHER 0

GRANTEE NAME: PASADENA
PROJECT NUMBER: 28 PLAN YEAR: 2008 PROJECT TITLE: CASE MANAGEMENT SERVICES

ESG SHELTERS TRANSITIONAL HOUSING VOUCHERS FOR SHELTERS OUTREACH DROP IN SHELTERS
SOUP KITCHEN MEALS FOOD PANTRY HEALTH CARE MENTAL HEALTH HIV/AIDS SERVICES
CHILD CARE ALCOHOL/DRUG PROBLEM EMPLOYMENT HOMELESS PREVENTION OTHER

***** RESIDENTIAL ONLY STATISTICS *****
BENEFICIARY DATA
AVERAGE NO. OF ADULTS SERVED DAILY 0
AVERAGE NO. OF CHILDREN SERVED DAILY 0
AVERAGE NO. OF PERSONS SERVED YEARLY 0

PERCENT OF SERVICES PROVIDED TO
UNACCOMPANIED 18 AND OVER MALE .0% FEMALE .0%
UNACCOMPANIED UNDER 18 MALE .0% FEMALE .0%
FAMILIES WITH CHILDREN HEADED BY
SINGLE 18 AND OVER MALE .0% FEMALE .0%
YOUTH 18 AND UNDER .0%
TWO PARENTS 18 AND OVER .0%
TWO PARENTS UNDER 18 .0%
FAMILIES WITH NO CHILDREN .0%

BENEFICIARY CHARACTERISTICS
PERCENT OF SERVICES PROVIDED TO
BATTERED SPOUSE .0%
RUNAWAY/THROWAWAY YOUTH .0%
CHRONICALLY MENTALLY ILL .0%
DEVELOPMENTALLY DISABLED .0%
HIV/AIDS .0%
ALCOHOL DEPENDENT INDIVIDUALS .0%
DRUG DEPENDENT INDIVIDUALS .0%
ELDERLY .0%
VETERANS .0%
PHYSICALLY DISABLED .0%
OTHER .0%

BENEFICIARY HOUSING
NUMBER OF PERSONS SERVED IN
BARRACKS 0
GROUP/LARGE HOUSE 0
SCATTERED SITE APARTMENT 0
SINGLE FAMILY DETACHED HOME 0
SINGLE ROOM OCCUPANCY 0
MOBILE HOME/TRAILER 0
HOTEL/MOTEL 0
OTHER 0

***** RACE/ETHNICITY CHARACTERISTICS *****
TOTAL NUMBER OF BENEFICIARIES: 16
WHITE: 4
BLACK/AFRICAN AMERICAN: 4
ASIAN: 1
AMERICAN INDIAN/ALASKAN NATIVE: 0
NATIVE HAWAIIAN/OTHER PACIFIC ISLANDER: 0
AMERICAN INDIAN/ALASKAN NATIVE & WHITE: 0
ASIAN & WHITE: 0
BLACK/AFRICAN AMERICAN & WHITE: 0
AM. INDIAN/ALASKAN NATIVE & BLACK/AFRICAN AM.: 0
OTHER MULTI-RACIAL: 7
TOTAL # # HISPANIC 3

*** DOLLARS FUNDED FROM ESG GRANTS FOR ***
REHABILITATION 0
SOCIAL SERVICES 10,000
OPERATING COSTS 0
GENERAL (HOMELESS PREVENTION) 0
RENTAL ASSISTANCE 0
MORTGAGE ASSISTANCE 0
SECURITY DEPOSIT 0
ADMIN COSTS 0
***** NON-RESIDENTIAL STATISTICS *****
AVERAGE NUMBER OF PERSONS DAILY
*** FUNDING SOURCES REPORTED ON CO4ME06 ***
ESG 10,000
OTHER FEDERAL 0
LOCAL GOVERNMENT 0
PRIVATE 0
FEES 0
OTHER 0

U.S. DEPARTMENT OF HOUSING AND URBAN DEVELOPMENT
 OFFICE OF COMMUNITY PLANNING AND DEVELOPMENT
 INTEGRATED DISBURSEMENT AND INFORMATION SYSTEM
 ESG STATISTICS FOR PROJECTS AS OF 2008

GRANTEE NAME: PASADENA
 PROJECT NUMBER: 32 PLAN YEAR: 2007 PROJECT TITLE: JOB DEVELOPMENT PROGRAM
 ***** ESG OPERATIONS ***** X OUTREACH
 TRANSITIONAL HOUSING VOUCHERS FOR SHELTERS X OUTREACH
 FOOD PANTRY HEALTH CARE MENTAL HEALTH
 ALCOHOL/DRUG PROBLEM X EMPLOYMENT HOMELESS PREVENTION
 CHILD CARE X EMPLOYMENT OTHER

***** RESIDENTIAL ONLY STATISTICS ***** RACE/ETHNICITY CHARACTERISTICS *****
 BENEFICIARY DATA TOTAL NUMBER OF BENEFICIARIES: 126

DESCRIPTION	TOTAL #	# HISPANIC
AVERAGE NO. OF ADULTS SERVED DAILY	0	0
AVERAGE NO. OF CHILDREN SERVED DAILY	0	0
AVERAGE NO. OF PERSONS SERVED YEARLY	0	0
PERCENT OF SERVICES PROVIDED TO		
UNACCOMPANIED 18 AND OVER MALE	.0%	0
UNACCOMPANIED UNDER 18 MALE	.0%	0
FAMILIES WITH CHILDREN HEADED BY SINGLE 18 AND OVER MALE	.0%	0
YOUTH 18 AND UNDER	.0%	0
TWO PARENTS 18 AND OVER	.0%	0
TWO PARENTS UNDER 18	.0%	0
FAMILIES WITH NO CHILDREN	.0	0
TOTAL	43	31
WHITE:	36	0
BLACK/AFRICAN AMERICAN:	3	0
ASIAN:	0	0
AMERICAN INDIAN/ALASKAN NATIVE:	0	0
NATIVE HAWAIIAN/OTHER PACIFIC ISLANDER:	0	0
AMERICAN INDIAN/ALASKAN NATIVE & WHITE:	6	0
ASIAN & WHITE:	1	0
BLACK/AFRICAN AMERICAN & WHITE:	0	0
AM. INDIAN/ALASKAN NATIVE & BLACK/AFRICAN AM.:	0	0
OTHER MULTI-RACIAL:	37	0

DESCRIPTION	TOTAL
BENEFICIARY CHARACTERISTICS	126
PERCENT OF SERVICES PROVIDED TO	31
BATTERED SPOUSE	0
RUNAWAY/THROWAWAY YOUTH	0
CHRONICALLY MENTALLY ILL	0
DEVELOPMENTALLY DISABLED	24,115
HIV/AIDS	0
ALCOHOL DEPENDENT INDIVIDUALS	0
DRUG DEPENDENT INDIVIDUALS	0
ELDERLY	0
VETERANS	0
PHYSICALLY DISABLED	2,900
OTHER	0

DESCRIPTION	NON-RESIDENTIAL STATISTICS
BENEFICIARY HOUSING	*****
NUMBER OF PERSONS SERVED IN	AVERAGE NUMBER OF PERSONS DAILY
BARRACKS	0
GROUP/LARGE HOUSE	0
SCATTERED SITE APARTMENT	0
SINGLE FAMILY DETACHED HOME	0
SINGLE ROOM OCCUPANCY	0
MOBILE HOME/TRAILER	0
HOTEL/MOTEL	0
OTHER	0
ESG	27,015
OTHER FEDERAL	0
LOCAL GOVERNMENT	0
PRIVATE	0
FEES	0
OTHER	0
*** FUNDING SOURCES REPORTED ON C04ME06 ***	27,015

GRANTEE NAME: PASADENA
 PROJECT NUMBER: 33 PLAN YEAR: 2007 PROJECT TITLE: COMMUNITY MEALS PROGRAM
 ***** ESG OPERATIONS *****
 X SOUP KITCHEN MEALS TRANSITIONAL HOUSING VOUCHERS FOR SHELTERS X OUTREACH DROP IN SHELTERS
 CHILD CARE FOOD PANTRY HEALTH CARE MENTAL HEALTH HIV/AIDS SERVICES
 ALCOHOL/DRUG PROBLEM EMPLOYMENT HOMELESS PREVENTION X OTHER

***** RESIDENTIAL ONLY STATISTICS ***** RACE/ETHNICITY CHARACTERISTICS *****
 BENEFICIARY DATA TOTAL NUMBER OF BENEFICIARIES: 129,699
 AVERAGE NO. OF ADULTS SERVED DAILY 0
 AVERAGE NO. OF CHILDREN SERVED DAILY 0
 AVERAGE NO. OF PERSONS SERVED YEARLY 0
 PERCENT OF SERVICES PROVIDED TO
 UNACCOMPANIED 18 AND OVER MALE .0% FEMALE .0% AMERICAN INDIAN/ALASKAN NATIVE: 648 0
 UNACCOMPANIED UNDER 18 MALE .0% FEMALE .0% NATIVE HAWAIIAN/OTHER PACIFIC ISLANDER: 649 0
 FAMILIES WITH CHILDREN HEADED BY SINGLE 18 AND OVER MALE .0% FEMALE .0% AMERICAN INDIAN/ALASKAN NATIVE & WHITE: 0 0
 YOUTH 18 AND UNDER .0% BLACK/AFRICAN AMERICAN: 51,879 0
 TWO PARENTS 18 AND OVER .0% AM. INDIAN/ALASKAN NATIVE & BLACK/AFRICAN AM.: 0 0
 TWO PARENTS UNDER 18 .0% OTHER MULTI-RACIAL: 9,080 3,451
 FAMILIES WITH NO CHILDREN .0%

BENEFICIARY CHARACTERISTICS TOTAL: 129,699 23,009
 PERCENT OF SERVICES PROVIDED TO
 BATTERED SPOUSE .0% *** DOLLARS FUNDED FROM ESG GRANTS FOR ***
 RUNAWAY/THROWAWAY YOUTH .0% REHABILITATION 0
 CHRONICALLY MENTALLY ILL .0% SOCIAL SERVICES 0
 DEVELOPMENTALLY DISABLED .0% OPERATING COSTS 17,744
 HIV/AIDS .0% GENERAL (HOMELESS PREVENTION) 0
 ALCOHOL DEPENDENT INDIVIDUALS .0% RENTAL ASSISTANCE 0
 DRUG DEPENDENT INDIVIDUALS .0% MORTGAGE ASSISTANCE 0
 ELDERLY .0% SECURITY DEPOSIT 0
 VETERANS .0% ADMIN COSTS 0
 PHYSICALLY DISABLED .0% ***** NON-RESIDENTIAL STATISTICS *****
 OTHER .0% AVERAGE NUMBER OF PERSONS DAILY

BENEFICIARY HOUSING
 NUMBER OF PERSONS SERVED IN
 BARRACKS 0
 GROUP/LARGE HOUSE 0
 SCATTERED SITE APARTMENT 0
 SINGLE FAMILY DETACHED HOME 0
 SINGLE ROOM OCCUPANCY 0
 MOBILE HOME/TRAILER 0
 HOTEL/MOTEL 0
 OTHER 0
 *** FUNDING SOURCES REPORTED ON C04ME06 ***
 ESG 17,744
 OTHER FEDERAL 0
 LOCAL GOVERNMENT 0
 PRIVATE 0
 FEES 0
 OTHER 0

GRANTEE NAME: PASADENA
 PROJECT NUMBER: 34 PLAN YEAR: 2007 PROJECT TITLE: EMERGENCY SHELTER PROJECT (ESP)

 ESG SHELTERS TRANSITIONAL HOUSING X VOUCHERS FOR SHELTERS X OUTREACH DROP IN SHELTERS
 SOUP KITCHEN MEALS X FOOD PANTRY HEALTH CARE MENTAL HEALTH HIV/AIDS SERVICES
 CHILD CARE ALCOHOL/DRUG PROBLEM EMPLOYMENT X HOMELESS PREVENTION X OTHER

***** RESIDENTIAL ONLY STATISTICS *****
 BENEFICIARY DATA
 AVERAGE NO. OF ADULTS SERVED DAILY 0
 AVERAGE NO. OF CHILDREN SERVED DAILY 0
 AVERAGE NO. OF PERSONS SERVED YEARLY 0

PERCENT OF SERVICES PROVIDED TO
 UNACCOMPANIED 18 AND OVER MALE .0% FEMALE .0%
 UNACCOMPANIED UNDER 18 MALE .0% FEMALE .0%
 FAMILIES WITH CHILDREN HEADED BY
 SINGLE 18 AND OVER MALE .0% FEMALE .0%
 YOUTH 18 AND UNDER .0%
 TWO PARENTS 18 AND OVER .0%
 TWO PARENTS UNDER 18 .0%
 FAMILIES WITH NO CHILDREN .0%

BENEFICIARY CHARACTERISTICS
 PERCENT OF SERVICES PROVIDED TO
 BATTERED SPOUSE .0%
 RUNAWAY/THROWAWAY YOUTH .0%
 CHRONICALLY MENTALLY ILL .0%
 DEVELOPMENTALLY DISABLED .0%
 HIV/AIDS .0%
 ALCOHOL DEPENDENT INDIVIDUALS .0%
 DRUG DEPENDENT INDIVIDUALS .0%
 ELDERLY .0%
 VETERANS .0%
 PHYSICALLY DISABLED .0%
 OTHER .0%

***** RACE/ETHNICITY CHARACTERISTICS *****
 TOTAL NUMBER OF BENEFICIARIES: 115
 WHITE: 58
 BLACK/AFRICAN AMERICAN: 53
 ASIAN: 0
 AMERICAN INDIAN/ALASKAN NATIVE: 0
 NATIVE HAWAIIAN/OTHER PACIFIC ISLANDER: 0
 AMERICAN INDIAN/ALASKAN NATIVE & WHITE: 0
 ASIAN & WHITE: 0
 BLACK/AFRICAN AMERICAN & WHITE: 0
 AM. INDIAN/ALASKAN NATIVE & BLACK/AFRICAN AM.: 0
 OTHER MULTI-RACIAL: 4

***** NON-RESIDENTIAL STATISTICS *****
 AVERAGE NUMBER OF PERSONS DAILY 115
 *** DOLLARS FUNDED FROM ESG GRANTS FOR *** 51
 REHABILITATION 0
 SOCIAL SERVICES 2,325
 OPERATING COSTS 0
 GENERAL (HOMELESS PREVENTION) 0
 RENTAL ASSISTANCE 0
 MORTGAGE ASSISTANCE 0
 SECURITY DEPOSIT 0
 ADMIN COSTS 1,000

 AVERAGE NUMBER OF PERSONS DAILY 0
 *** FUNDING SOURCES REPORTED ON C04ME06 *** 3,325
 ESG 0
 OTHER FEDERAL 0
 LOCAL GOVERNMENT 0
 PRIVATE 0
 FEES 0
 OTHER 0

U.S. DEPARTMENT OF HOUSING AND URBAN DEVELOPMENT
OFFICE OF COMMUNITY PLANNING AND DEVELOPMENT
INTEGRATED DISBURSEMENT AND INFORMATION SYSTEM
ESG STATISTICS FOR PROJECTS AS OF 2008

GRANTEE NAME: PASADENA
PROJECT NUMBER: 35 PLAN YEAR: 2007 PROJECT TITLE: EMERGENCY HOMELESS RESPONSE PROGRAM (EHRP)

X ESG SHELTERS TRANSITIONAL HOUSING X VOUCHERS FOR SHELTERS X OUTREACH DROP IN SHELTERS
SOUP KITCHEN MEALS X FOOD PANTRY HEALTH CARE MENTAL HEALTH HIV/AIDS SERVICES
CHILD CARE ALCOHOL/DRUG PROBLEM EMPLOYMENT X HOMELESS PREVENTION X OTHER

***** RESIDENTIAL ONLY STATISTICS *****
BENEFICIARY DATA
AVERAGE NO. OF ADULTS SERVED DAILY 0
AVERAGE NO. OF CHILDREN SERVED DAILY 0
AVERAGE NO. OF PERSONS SERVED YEARLY 0

PERCENT OF SERVICES PROVIDED TO
UNACCOMPANIED 18 AND OVER MALE .0% FEMALE .0%
UNACCOMPANIED UNDER 18 MALE .0% FEMALE .0%
FAMILIES WITH CHILDREN HEADED BY SINGLE 18 AND OVER MALE .0% FEMALE .0%
YOUTH 18 AND UNDER .0%
TWO PARENTS 18 AND OVER .0%
TWO PARENTS UNDER 18 .0%
FAMILIES WITH NO CHILDREN .0%

BENEFICIARY CHARACTERISTICS
PERCENT OF SERVICES PROVIDED TO
BATTERED SPOUSE .0%
RUNAWAY/THROWAWAY YOUTH .0%
CHRONICALLY MENTALLY ILL .0%
DEVELOPMENTALLY DISABLED .0%
HIV/AIDS .0%
ALCOHOL DEPENDENT INDIVIDUALS .0%
DRUG DEPENDENT INDIVIDUALS .0%
ELDERLY .0%
VETERANS .0%
PHYSICALLY DISABLED .0%
OTHER .0%

BENEFICIARY CHARACTERISTICS
PERCENT OF SERVICES PROVIDED TO
BATTERED SPOUSE .0%
RUNAWAY/THROWAWAY YOUTH .0%
CHRONICALLY MENTALLY ILL .0%
DEVELOPMENTALLY DISABLED .0%
HIV/AIDS .0%
ALCOHOL DEPENDENT INDIVIDUALS .0%
DRUG DEPENDENT INDIVIDUALS .0%
ELDERLY .0%
VETERANS .0%
PHYSICALLY DISABLED .0%
OTHER .0%

BENEFICIARY HOUSING
NUMBER OF PERSONS SERVED IN
BARRACKS 0
GROUP/LARGE HOUSE 0
SCATTERED SITE APARTMENT 0
SINGLE FAMILY DETACHED HOME 0
SINGLE ROOM OCCUPANCY 0
MOBILE HOME/TRAILER 0
HOTEL/MOTEL 0
OTHER 0

***** RACE/ETHNICITY CHARACTERISTICS *****
TOTAL NUMBER OF BENEFICIARIES: 135

WHITE: 57
BLACK/AFRICAN AMERICAN: 70
ASIAN: 7
AMERICAN INDIAN/ALASKAN NATIVE: 0
NATIVE HAWAIIAN/OTHER PACIFIC ISLANDER: 0
AMERICAN INDIAN/ALASKAN NATIVE & WHITE: 0
ASIAN & WHITE: 1
BLACK/AFRICAN AMERICAN & WHITE: 0
AM. INDIAN/ALASKAN NATIVE & BLACK/AFRICAN AM.: 0
OTHER MULTI-RACIAL: 0

TOTAL: 135
*** DOLLARS FUNDED FROM ESG GRANTS FOR ***
REHABILITATION 0
SOCIAL SERVICES 2,419
OPERATING COSTS 0
GENERAL (HOMELESS PREVENTION) 16,594
RENTAL ASSISTANCE 0
MORTGAGE ASSISTANCE 0
SECURITY DEPOSIT 0
ADMIN COSTS 925
***** NON-RESIDENTIAL STATISTICS *****
AVERAGE NUMBER OF PERSONS DAILY

*** FUNDING SOURCES REPORTED ON C04ME06 ***
ESG 19,938
OTHER FEDERAL 0
LOCAL GOVERNMENT 0
PRIVATE 0
FEES 0
OTHER 0

TOTAL # # HISPANIC
57 53
70 0
7 0
0 0
0 0
0 0
1 0
0 0
0 0
0 0

TOTAL: 135 53
0
2,419
0
16,594
0
0
0
925
0

U.S. DEPARTMENT OF HOUSING AND URBAN DEVELOPMENT
OFFICE OF COMMUNITY PLANNING AND DEVELOPMENT
INTEGRATED DISBURSEMENT AND INFORMATION SYSTEM
ESG STATISTICS FOR PROJECTS AS OF 2008

GRANTEE NAME: PASADENA
PROJECT NUMBER: 36 PLAN YEAR: 2007 PROJECT TITLE: EMERGENCY OVERNIGHT SHELTER PROGRAM
***** ESG OPERATIONS *****
X ESG SHELTERS TRANSITIONAL HOUSING VOUCHERS FOR SHELTERS X OUTREACH DROP IN SHELTERS
SOUP KITCHEN MEALS FOOD PANTRY HEALTH CARE MENTAL HEALTH HIV/AIDS SERVICES
CHILD CARE ALCOHOL/DRUG PROBLEM EMPLOYMENT X HOMELESS PREVENTION X OTHER

***** RESIDENTIAL ONLY STATISTICS ***** RACE/ETHNICITY CHARACTERISTICS *****
BENEFICIARY DATA TOTAL NUMBER OF BENEFICIARIES: 325

AVERAGE NO. OF ADULTS SERVED DAILY	0	TOTAL #	# HISPANIC
AVERAGE NO. OF CHILDREN SERVED DAILY	0	180	46
AVERAGE NO. OF PERSONS SERVED YEARLY	0	118	0
PERCENT OF SERVICES PROVIDED TO UNACCOMPANIED 18 AND OVER	MALE .0%	4	0
UNACCOMPANIED UNDER 18	MALE .0%	0	0
FAMILIES WITH CHILDREN HEADED BY SINGLE 18 AND OVER	MALE .0%	1	0
YOUTH 18 AND UNDER	MALE .0%	1	0
TWO PARENTS 18 AND OVER	MALE .0%	2	0
TWO PARENTS UNDER 18	MALE .0%	1	0
FAMILIES WITH NO CHILDREN	MALE .0%	18	12

BENEFICIARY CHARACTERISTICS	TOTAL #	# HISPANIC
PERCENT OF SERVICES PROVIDED TO BATTERED SPOUSE	0	0
RUNAWAY/THROWAWAY YOUTH	0	0
CHRONICALLY MENTALLY ILL	0	0
DEVELOPMENTALLY DISABLED	0	29,000
HIV/AIDS	0	0
ALCOHOL DEPENDENT INDIVIDUALS	0	0
DRUG DEPENDENT INDIVIDUALS	0	0
ELDERLY	0	0
VETERANS	0	0
PHYSICALLY DISABLED	0	0
OTHER	0	0
TOTAL:	325	58

BENEFICIARY HOUSING	NUMBER OF PERSONS SERVED IN	AVERAGE NUMBER OF PERSONS DAILY
BARRACKS	0	0
GROUP/LARGE HOUSE	0	0
SCATTERED SITE APARTMENT	0	0
SINGLE FAMILY DETACHED HOME	0	0
SINGLE ROOM OCCUPANCY	0	0
MOBILE HOME/TRAILER	0	0
HOTEL/MOTEL	0	0
OTHER	0	0
*** DOLLARS FUNDED FROM ESG GRANTS FOR ***	29,000	0
REHABILITATION	0	0
SOCIAL SERVICES	0	0
OPERATING COSTS	0	0
GENERAL(HOMELESS PREVENTION)	0	0
RENTAL ASSISTANCE	0	0
MORTGAGE ASSISTANCE	0	0
SECURITY DEPOSIT	0	0
ADMIN COSTS	0	0
***** NON-RESIDENTIAL STATISTICS *****	29,000	0
AVERAGE NUMBER OF PERSONS DAILY	0	0
*** FUNDING SOURCES REPORTED ON C04ME06 ***	29,000	0
ESG	0	0
OTHER FEDERAL	0	0
LOCAL GOVERNMENT	0	0
PRIVATE	0	0
FEES	0	0
OTHER	0	0

GRANTEE NAME: PASADENA
PROJECT NUMBER: 30 PLAN YEAR: 2006 PROJECT TITLE: EMERGENCY SHELTER PROJECT

ESG SHELTERS TRANSITIONAL HOUSING X VOUCHERS FOR SHELTERS X OUTREACH DROP IN SHELTERS
SOUP KITCHEN MEALS X FOOD PANTRY HEALTH CARE MENTAL HEALTH HIV/AIDS SERVICES
CHILD CARE ALCOHOL/DRUG PROBLEM EMPLOYMENT X HOMELESS PREVENTION X OTHER

***** RESIDENTIAL ONLY STATISTICS ***** RACE/ETHNICITY CHARACTERISTICS *****
BENEFICIARY DATA TOTAL NUMBER OF BENEFICIARIES: 91

DESCRIPTION	TOTAL #	# HISPANIC
AVERAGE NO. OF ADULTS SERVED DAILY	0	0
AVERAGE NO. OF CHILDREN SERVED DAILY	0	0
AVERAGE NO. OF PERSONS SERVED YEARLY	0	0
PERCENT OF SERVICES PROVIDED TO UNACCOMPANIED 18 AND OVER	0.0%	0.0%
UNACCOMPANIED UNDER 18	0.0%	0.0%
FAMILIES WITH CHILDREN HEADED BY SINGLE 18 AND OVER	0.0%	0.0%
YOUTH 18 AND UNDER	0.0%	0.0%
TWO PARENTS 18 AND OVER	0.0%	0.0%
TWO PARENTS UNDER 18	0.0%	0.0%
FAMILIES WITH NO CHILDREN	0.0%	0.0%
WHITE:	28	27
BLACK/AFRICAN AMERICAN:	63	0
ASIAN:	0	0
AMERICAN INDIAN/ALASKAN NATIVE:	0	0
NATIVE HAWAIIAN/OTHER PACIFIC ISLANDER:	0	0
AMERICAN INDIAN/ALASKAN NATIVE & WHITE:	0	0
ASIAN & WHITE:	0	0
BLACK/AFRICAN AMERICAN & WHITE:	0	0
AM. INDIAN/ALASKAN NATIVE & BLACK/AFRICAN AM.:	0	0
OTHER MULTI-RACIAL:	0	0
TOTAL:	91	27

DESCRIPTION	TOTAL #	# HISPANIC
BENEFICIARY CHARACTERISTICS	91	27
PERCENT OF SERVICES PROVIDED TO BATTERED SPOUSE	0.0%	0.0%
RUNAWAY/THROWAWAY YOUTH	0.0%	0.0%
CHRONICALLY MENTALLY ILL	0.0%	0.0%
DEVELOPMENTALLY DISABLED	0.0%	0.0%
HIV/AIDS	0.0%	0.0%
ALCOHOL DEPENDENT INDIVIDUALS	0.0%	0.0%
DRUG DEPENDENT INDIVIDUALS	0.0%	0.0%
ELDERLY	0.0%	0.0%
VETERANS	0.0%	0.0%
PHYSICALLY DISABLED	0.0%	0.0%
OTHER	0.0%	0.0%
*** DOLLARS FUNDED FROM ESG GRANTS FOR ***		
REHABILITATION	0	0
SOCIAL SERVICES	520	0
OPERATING COSTS	0	0
GENERAL (HOMELESS PREVENTION)	0	0
RENTAL ASSISTANCE	0	0
MORTGAGE ASSISTANCE	0	0
SECURITY DEPOSIT	0	0
ADMIN COSTS	825	0
***** NON-RESIDENTIAL STATISTICS *****		
AVERAGE NUMBER OF PERSONS DAILY	0	0
*** FUNDING SOURCES REPORTED ON CO4ME06 ***		
ESG	1,345	0
OTHER FEDERAL	0	0
LOCAL GOVERNMENT	0	0
PRIVATE	0	0
FEES	0	0
OTHER	0	0

DESCRIPTION	TOTAL #	# HISPANIC
BENEFICIARY HOUSING	0	0
NUMBER OF PERSONS SERVED IN BARRACKS	0	0
GROUP/LARGE HOUSE	0	0
SCATTERED SITE APARTMENT	0	0
SINGLE FAMILY DETACHED HOME	0	0
SINGLE ROOM OCCUPANCY	0	0
MOBILE HOME/TRAILER	0	0
HOTEL/MOTEL	0	0
OTHER	0	0

GRANTEE NAME: PASADENA

PROJECT NUMBER: 31 PLAN YEAR: 2006 PROJECT TITLE: EMERGENCY HOMELESS RESPONSE PROGRAM/EHRP

***** RESIDENTIAL ONLY STATISTICS *****

X ESG SHELTERS TRANSITIONAL HOUSING X VOUCHERS FOR SHELTERS X OUTREACH DROP IN SHELTERS
SOUP KITCHEN MEALS X FOOD PANTRY HEALTH CARE MENTAL HEALTH HIV/AIDS SERVICES
CHILD CARE ALCOHOL/DRUG PROBLEM EMPLOYMENT HOMELESS PREVENTION X OTHER

***** RESIDENTIAL ONLY STATISTICS ***** RACE/ETHNICITY CHARACTERISTICS *****
BENEFICIARY DATA TOTAL NUMBER OF BENEFICIARIES: 60

AVERAGE NO. OF ADULTS SERVED DAILY 0
AVERAGE NO. OF CHILDREN SERVED DAILY 0
AVERAGE NO. OF PERSONS SERVED YEARLY 0

PERCENT OF SERVICES PROVIDED TO
UNACCOMPANIED 18 AND OVER MALE .0% FEMALE .0% AMERICAN INDIAN/ALASKAN NATIVE: 0
UNACCOMPANIED UNDER 18 MALE .0% FEMALE .0% NATIVE HAWAIIAN/OTHER PACIFIC ISLANDER: 0
FAMILIES WITH CHILDREN HEADED BY SINGLE 18 AND OVER MALE .0% FEMALE .0% AMERICAN INDIAN/ALASKAN NATIVE & WHITE: 0
YOUTH 18 AND UNDER .0% AM. INDIAN/ALASKAN NATIVE & BLACK/AFRICAN AM.: 0
TWO PARENTS 18 AND OVER .0% OTHER MULTI-RACIAL: 0
TWO PARENTS UNDER 18 .0%
FAMILIES WITH NO CHILDREN .0%

TOTAL # # HISPANIC 44 27
BLACK/AFRICAN AMERICAN: 12 0
ASIAN: 0 0
AMERICAN INDIAN/ALASKAN NATIVE: 2 0
NATIVE HAWAIIAN/OTHER PACIFIC ISLANDER: 0 0
AMERICAN INDIAN/ALASKAN NATIVE & WHITE: 0 0
ASIAN & WHITE: 0 0
BLACK/AFRICAN AMERICAN & WHITE: 2 0
AM. INDIAN/ALASKAN NATIVE & BLACK/AFRICAN AM.: 0 0
OTHER MULTI-RACIAL: 0 0

TOTAL: 60 27
BENEFICIARY CHARACTERISTICS
PERCENT OF SERVICES PROVIDED TO
BATTERED SPOUSE .0% *** DOLLARS FUNDED FROM ESG GRANTS FOR ***
RUNAWAY/THROWAWAY YOUTH .0% REHABILITATION 0
CHRONICALLY MENTALLY ILL .0% SOCIAL SERVICES 1,678
DEVELOPMENTALLY DISABLED .0% OPERATING COSTS 0
HIV/AIDS .0% GENERAL (HOMELESS PREVENTION) 14,064
ALCOHOL DEPENDENT INDIVIDUALS .0% RENTAL ASSISTANCE 0
DRUG DEPENDENT INDIVIDUALS .0% MORTGAGE ASSISTANCE 0
ELDERLY .0% SECURITY DEPOSIT 0
VETERANS .0% ADMIN COSTS 925
PHYSICALLY DISABLED .0%
OTHER .0% ***** NON-RESIDENTIAL STATISTICS *****

AVERAGE NUMBER OF PERSONS DAILY
*** FUNDING SOURCES REPORTED ON C04ME06 ***
BENEFICIARY HOUSING
NUMBER OF PERSONS SERVED IN
BARRACKS 0
GROUP/LARGE HOUSE 0 16,667
SCATTERED SITE APARTMENT 0
SINGLE FAMILY DETACHED HOME 0
SINGLE ROOM OCCUPANCY 0
MOBILE HOME/TRAILER 0
HOTEL/MOTEL 0
OTHER 0

U.S. DEPARTMENT OF HOUSING AND URBAN DEVELOPMENT
 OFFICE OF COMMUNITY PLANNING AND DEVELOPMENT
 INTEGRATED DISBURSEMENT AND INFORMATION SYSTEM
 ESG GRANTEE ACTIVITY SUMMARY
 PROGRAM YEAR 2008
 PASADENA, CA

	COMMITTED AMOUNT	DRAWN AMOUNT	COMMITTED MINUS DRAWN	PERCENT DRAWN/COMM
PROJECT 0023 - CAREER DEVELOPMENT PROGRAM				
HOMELESS ACTIVITIES				
SOCIAL SERVICES	6,000.00	6,000.00	0.00	100.0
PROJECT 0024 - COMMUNITY MEALS PROGRAM				
HOMELESS ACTIVITIES				
OPERATING COSTS	22,500.00	22,500.00	0.00	100.0
PROJECT 0025 - EMERGENCY SHELTER PROJECT (ESP)				
HOMELESS ACTIVITIES				
SOCIAL SERVICES	2,000.00	2,000.00	0.00	100.0
OPERATING COSTS	2,516.00	2,516.00	0.00	100.0
HOMELESS PREVENTION	4,516.00	4,516.00	0.00	100.0
ADMIN COSTS	1,000.00	1,000.00	0.00	100.0
PROJECT TOTAL	5,516.00	5,516.00	0.00	100.0
PROJECT 0026 - EMERGENCY HOMELESS RESPONSE PROGRAM (EHRP)				
HOMELESS ACTIVITIES				
SOCIAL SERVICES	10,000.00	10,000.00	0.00	100.0
HOMELESS PREVENTION	18,000.00	18,000.00	0.00	100.0
ADMIN COSTS	1,000.00	1,000.00	0.00	100.0
PROJECT TOTAL	19,000.00	19,000.00	0.00	100.0
PROJECT 0027 - EMERGENCY OVERNIGHT SHELTER PROGRAM				
HOMELESS ACTIVITIES				
OPERATING COSTS	24,500.00	24,500.00	0.00	100.0
PROJECT 0028 - CASE MANAGEMENT SERVICES				
HOMELESS ACTIVITIES				
SOCIAL SERVICES	10,000.00	10,000.00	0.00	100.0
PROGRAM YEAR 2008 TOTALS				
REHABILITATION	0.00	0.00	0.00	0.0

U.S. DEPARTMENT OF HOUSING AND URBAN DEVELOPMENT
 OFFICE OF COMMUNITY PLANNING AND DEVELOPMENT
 INTEGRATED DISBURSEMENT AND INFORMATION SYSTEM
 ESG GRANTEE ACTIVITY SUMMARY
 PROGRAM YEAR 2008
 PASADENA, CA

	COMMITTED AMOUNT	DRAWN AMOUNT	COMMITTED MINUS DRAWN	PERCENT DRAWN/COMM
SOCIAL SERVICES	28,000.00	28,000.00	0.00	100.0
OPERATING COSTS	49,516.00	49,516.00	0.00	100.0
	77,516.00	77,516.00	0.00	100.0
GENERAL PREVENTION	18,000.00	18,000.00	0.00	100.0
RENTAL ASSISTANCE	0.00	0.00	0.00	0.0
MORTGAGE ASSISTANCE	0.00	0.00	0.00	0.0
SECURITY DEPOSITS	0.00	0.00	0.00	0.0
ADMIN COSTS	2,000.00	2,000.00	0.00	100.0
	20,000.00	20,000.00	0.00	100.0
GRAND TOTAL	97,516.00	97,516.00	0.00	100.0

U.S. DEPARTMENT OF HOUSING AND URBAN DEVELOPMENT
 OFFICE OF COMMUNITY PLANNING AND DEVELOPMENT
 INTEGRATED DISBURSEMENT AND INFORMATION SYSTEM
 PROGRAM YEAR 2008 SUMMARY OF ACCOMPLISHMENTS
 PASADENA, CA

COUNT OF CDBG ACTIVITIES WITH DISBURSEMENTS BY ACTIVITY GROUP & MATRIX CODE

ACQUISITION/PROPERTY-RELATED	UNDERWAY ACTIVITIES COUNT	UNDERWAY ACTIVITIES \$ DISBURSED	COMPLETED ACTIVITIES COUNT	COMPLETED ACTIVITIES \$ DISBURSED	PROGRAM YEAR TOTAL COUNT	PROGRAM YEAR TOTAL \$ DISBURSED
Acquisition (01)	1	0.00	0	0.00	1	0.00
Disposition (02)	0	0.00	0	0.00	0	0.00
Clearance and Demolition (04)	0	0.00	0	0.00	0	0.00
Cleanup of Contaminated Sites/Brownfields (04A)	0	0.00	0	0.00	0	0.00
Relocation (08)	0	0.00	0	0.00	0	0.00
ECONOMIC DEVELOPMENT	1	0.00	0	0.00	1	0.00
Rehab: Publicly/Private Owned C/I (14E)	0	0.00	0	0.00	0	0.00
C/I Land Acquisition/Disposition (17A)	0	0.00	0	0.00	0	0.00
C/I Infrastructure Development (17B)	0	0.00	0	0.00	0	0.00
C/I Building Acquisition, Construction, Rehab (17C)	0	0.00	0	0.00	0	0.00
Other C/I Improvements (17D)	0	0.00	0	0.00	0	0.00
ED Direct Financial Assistance to For-Profits (18A)	3	117,511.17	0	0.00	3	117,511.17
ED Direct Technical Assistance (18B)	5	121,672.89	3	0.00	8	121,672.89
Micro-Enterprise Assistance (18C)	1	0.00	1	0.00	2	0.00
	9	239,184.06	4	0.00	13	239,184.06
HOUSING						
Loss of Rental Income (09)	0	0.00	0	0.00	0	0.00
Construction of Housing (12)	0	0.00	0	0.00	0	0.00
Direct Homeownership Assistance (13)	0	0.00	0	0.00	0	0.00
Rehab: Single-Unit Residential (14A)	8	570,051.86	0	0.00	8	570,051.86
Rehab: Multi-Unit Residential (14B)	0	0.00	0	0.00	0	0.00
Public Housing Modernization (14C)	0	0.00	0	0.00	0	0.00
Rehab: Other Publicly Owned Residential Buildings (14D)	0	0.00	0	0.00	0	0.00
Energy Efficiency Improvements (14F)	0	0.00	0	0.00	0	0.00
Acquisition for Rehab (14G)	0	0.00	0	0.00	0	0.00
Rehab Administration (14H)	0	0.00	0	0.00	0	0.00
Lead-Based Paint/Lead Hazard Test/Abatement (14I)	0	0.00	0	0.00	0	0.00
Code Enforcement (15)	2	221,228.46	0	0.00	2	221,228.46
Residential Historic Preservation (16A)	0	0.00	0	0.00	0	0.00
CDBG Operation and Repair of Foreclosed Property (19E)	0	0.00	0	0.00	0	0.00
	10	791,280.32	0	0.00	10	791,280.32
PUBLIC FACILITIES/IMPROVEMENTS						
Public Facilities and Improvements - General (03)	12	66,801.00	0	0.00	12	66,801.00
Senior Centers (03A)	0	0.00	0	0.00	0	0.00
Centers for the Disabled/Handicapped (03B)	0	0.00	0	0.00	0	0.00
Homeless Facilities - Not Operating Costs (03C)	0	0.00	0	0.00	0	0.00

U.S. DEPARTMENT OF HOUSING AND URBAN DEVELOPMENT
 OFFICE OF COMMUNITY PLANNING AND DEVELOPMENT
 INTEGRATED DISBURSEMENT AND INFORMATION SYSTEM
 PROGRAM YEAR 2008 SUMMARY OF ACCOMPLISHMENTS
 PASADENA, CA

COUNT OF CDBG ACTIVITIES WITH DISBURSEMENTS BY ACTIVITY GROUP & MATRIX CODE

	UNDERWAY ACTIVITIES		COMPLETED ACTIVITIES		PROGRAM YEAR TOTAL	
	COUNT	\$ DISBURSED	COUNT	\$ DISBURSED	COUNT	\$ DISBURSED
PUBLIC FACILITIES/IMPROVEMENTS (continued)						
Youth Centers/Facilities (03D)	1	0.00	0	0.00	1	0.00
Neighborhood Facilities (03E)	0	0.00	0	0.00	0	0.00
Parks and Recreational Facilities (03F)	0	0.00	0	0.00	0	0.00
Parking Facilities (03G)	0	0.00	0	0.00	0	0.00
Solid Waste Disposal Facilities (03H)	0	0.00	0	0.00	0	0.00
Flood and Drainage Facilities (03I)	0	0.00	0	0.00	0	0.00
Water/Sewer Improvements (03J)	0	0.00	0	0.00	0	0.00
Street Improvements (03K)	0	0.00	0	0.00	0	0.00
Sidewalks (03L)	0	0.00	0	0.00	0	0.00
Child Care Centers/Facilities for Children (03M)	0	0.00	0	0.00	0	0.00
Tree Planting (03N)	0	0.00	0	0.00	0	0.00
Fire Stations/Equipment (03O)	0	0.00	0	0.00	0	0.00
Health Facilities (03P)	0	0.00	0	0.00	0	0.00
Facilities for Abused and Neglected Children (03Q)	0	0.00	0	0.00	0	0.00
Asbestos Removal (03R)	0	0.00	0	0.00	0	0.00
Facilities for AIDS Patients - Not Operating Costs (03S)	0	0.00	0	0.00	0	0.00
Removal of Architectural Barriers (10)	0	0.00	0	0.00	0	0.00
Non-Residential Historic Preservation (16B)	0	0.00	0	0.00	0	0.00
	13	66,801.00	0	0.00	13	66,801.00
PUBLIC SERVICES						
Operating Costs of Homeless/AIDS Patients Programs (03T)	0	0.00	0	0.00	0	0.00
Public Services - General (05)	32	315,717.67	3	0.00	35	315,717.67
Senior Services (05A)	3	14,617.83	0	0.00	3	14,617.83
Services for the Disabled (05B)	0	0.00	0	0.00	0	0.00
Legal Services (05C)	0	0.00	0	0.00	0	0.00
Youth Services (05D)	0	0.00	0	0.00	0	0.00
Transportation Services (05E)	0	0.00	0	0.00	0	0.00
Substance Abuse Services (05F)	0	0.00	0	0.00	0	0.00
Battered and Abused Spouses (05G)	0	0.00	0	0.00	0	0.00
Employment Training (05H)	0	0.00	0	0.00	0	0.00
Crime Awareness/Prevention (05I)	0	0.00	0	0.00	0	0.00
Fair Housing Activities (05J)	0	0.00	0	0.00	0	0.00
Tenant/Landlord Counseling (05K)	0	0.00	0	0.00	0	0.00
Child Care Services (05L)	0	0.00	0	0.00	0	0.00
Health Services (05M)	0	0.00	0	0.00	0	0.00
Abused and Neglected Children (05N)	0	0.00	0	0.00	0	0.00
Mental Health Services (05O)	0	0.00	0	0.00	0	0.00
Screening for Lead-Based Paint/Hazards/Poisoning (05P)	0	0.00	0	0.00	0	0.00
Subsistence Payments (05Q)	0	0.00	0	0.00	0	0.00

U.S. DEPARTMENT OF HOUSING AND URBAN DEVELOPMENT
 OFFICE OF COMMUNITY PLANNING AND DEVELOPMENT
 INTEGRATED DISBURSEMENT AND INFORMATION SYSTEM
 PROGRAM YEAR 2008 SUMMARY OF ACCOMPLISHMENTS
 PASADENA, CA

COUNT OF CDBG ACTIVITIES WITH DISBURSEMENTS BY ACTIVITY GROUP & MATRIX CODE

	UNDERWAY ACTIVITIES COUNT	\$ DISBURSED	COMPLETED ACTIVITIES COUNT	\$ DISBURSED	PROGRAM YEAR TOTAL COUNT	\$ DISBURSED
PUBLIC SERVICES (continued)						
Homeownership Assistance - Not Direct (05R)	0	0.00	0	0.00	0	0.00
Rental Housing Subsidies - HOME TBRA (05S)	0	0.00	0	0.00	0	0.00
Security Deposits (05T)	0	0.00	0	0.00	0	0.00
Homebuyer Counseling (05U)	0	0.00	0	0.00	0	0.00
	35	330,335.50	3	0.00	38	330,335.50
PLANNING/ADMINISTRATIVE						
HOME Adm/Planning Costs of PJ - not part of 5% Adm cap (19A)	0	0.00	0	0.00	0	0.00
HOME CHDO Operating Costs - not part of 5% Admin cap (19B)	0	0.00	0	0.00	0	0.00
Planning (20)	0	0.00	0	0.00	0	0.00
General Program Administration (21A)	1	364,193.18	1	0.00	2	364,193.18
Indirect Costs (21B)	0	0.00	0	0.00	0	0.00
Public Information (21C)	0	0.00	0	0.00	0	0.00
Fair Housing Activities - subject to 20% Admin cap (21D)	3	17,590.48	0	0.00	3	17,590.48
Submissions or Applications for Federal Programs (21E)	0	0.00	0	0.00	0	0.00
HOME Rental Subsidy Payments - subject to 5% cap (21F)	0	0.00	0	0.00	0	0.00
HOME Security Deposits - subject to 5% cap (21G)	0	0.00	0	0.00	0	0.00
HOME Admin/Planning Costs of PJ - subject to 5% cap (21H)	0	0.00	0	0.00	0	0.00
HOME CHDO Operating Expenses - subject to 5% cap (21I)	0	0.00	0	0.00	0	0.00
	4	381,783.66	1	0.00	5	381,783.66

U.S. DEPARTMENT OF HOUSING AND URBAN DEVELOPMENT
 OFFICE OF COMMUNITY PLANNING AND DEVELOPMENT
 INTEGRATED DISBURSEMENT AND INFORMATION SYSTEM
 PROGRAM YEAR 2008 SUMMARY OF ACCOMPLISHMENTS
 PASADENA, CA

COUNT OF CDBG ACTIVITIES WITH DISBURSEMENTS BY ACTIVITY GROUP & MATRIX CODE

	UNDERWAY ACTIVITIES		COMPLETED ACTIVITIES		PROGRAM YEAR TOTAL	
	COUNT	\$ DISBURSED	COUNT	\$ DISBURSED	COUNT	\$ DISBURSED
OTHER						
Interim Assistance (06)	1	164,024.14	0	0.00	1	164,024.14
Urban Renewal Completion (07)	0	0.00	0	0.00	0	0.00
Privately Owned Utilities (11)	0	0.00	0	0.00	0	0.00
CDBG Non-Profit Organization Capacity Building (19C)	0	0.00	0	0.00	0	0.00
CDBG Assistance to Institutes of Higher Education (19D)	0	0.00	0	0.00	0	0.00
Planned Repayment of Section 108 Loan Principal (19F)	3	334,003.50	0	0.00	3	334,003.50
Unplanned Repayment of Section 108 Loan Principal (19G)	0	0.00	0	0.00	0	0.00
State CDBG Technical Assistance to Grantees (19H)	0	0.00	0	0.00	0	0.00
Unprogrammed Funds (22)	0	0.00	0	0.00	0	0.00
HOPWA (31)	0	0.00	0	0.00	0	0.00
HOPWA Grantee Activity (31A)	0	0.00	0	0.00	0	0.00
HOPWA Grantee Administration (31B)	0	0.00	0	0.00	0	0.00
HOPWA Project Sponsor Activity (31C)	0	0.00	0	0.00	0	0.00
HOPWA Project Sponsor Administration (31D)	0	0.00	0	0.00	0	0.00
	4	498,027.64	0	0.00	4	498,027.64
TOTALS	76	2,307,412.18	8	0.00	84	2,307,412.18

U.S. DEPARTMENT OF HOUSING AND URBAN DEVELOPMENT
 OFFICE OF COMMUNITY PLANNING AND DEVELOPMENT
 INTEGRATED DISBURSEMENT AND INFORMATION SYSTEM
 PROGRAM YEAR 2008 SUMMARY OF ACCOMPLISHMENTS
 PASADENA, CA

CDBG SUM OF ACTUAL ACCOMPLISHMENTS FROM THE C04MA04 SCREEN BY ACTIVITY GROUP AND ACCOMPLISHMENT TYPE

ACQUISITION/PROPERTY-RELATED	UNDERWAY ACTIVITIES	COMPLETED ACTIVITIES	TOTAL ACTIVITIES
ECONOMIC DEVELOPMENT			
HOUSING			
Rehab: Single-Unit Residential (14A)	130	0	130
Housing Units			
PUBLIC FACILITIES/IMPROVEMENTS			
PUBLIC SERVICES			
Public Services - General (05)	4,264	0	4,264
Persons			
PLANNING/ADMINISTRATIVE			
OTHER			
TOTAL OF ACTUAL ACCOMPLISHMENTS FROM THE C04MA04 SCREEN	4,264	0	4,264
Persons	0	0	0
Households	130	0	130
Housing Units	0	0	0
Public Facilities	0	0	0
Feet/Public Utilities	0	0	0
Organizations	0	0	0
Businesses	0	0	0
Jobs	0	0	0
Loans	0	0	0

U.S. DEPARTMENT OF HOUSING AND URBAN DEVELOPMENT
 OFFICE OF COMMUNITY PLANNING AND DEVELOPMENT
 INTEGRATED DISBURSEMENT AND INFORMATION SYSTEM
 PROGRAM YEAR 2008 SUMMARY OF ACCOMPLISHMENTS
 PASADENA, CA

CDBG BENEFICIARIES BY RACIAL/ETHNIC CATEGORY

***** HOUSING *****

	Persons		Households		Not Specified	
	Tot#	#Hispanic	Tot#	#Hispanic	Tot#	#Hispanic
WHITE:	15	0	73	28	0	0
BLACK/AFRICAN AMERICAN:	101	0	222	0	0	0
ASIAN:	0	0	14	0	0	0
AMERICAN INDIAN/ALASKAN NATIVE:	0	0	1	0	0	0
NATIVE HAWAIIAN/OTHER PACIFIC ISLANDER:	0	0	0	0	0	0
AMERICAN INDIAN/ALASKAN NATIVE & WHITE:	0	0	0	0	0	0
ASIAN & WHITE:	0	0	6	0	0	0
BLACK/AFRICAN AMERICAN & WHITE:	0	0	0	0	0	0
AM. INDIAN/ALASKAN NATIVE & BLACK/AFRICAN AM.:	0	0	0	0	0	0
OTHER MULTI-RACIAL:	0	0	40	6	0	0
TOTAL:	116	0	356	34	0	0

***** NON-HOUSING *****

	Persons		Households		Not Specified	
	Tot#	#Hispanic	Tot#	#Hispanic	Tot#	#Hispanic
WHITE:	7,765	6,279	0	0	0	0
BLACK/AFRICAN AMERICAN:	3,225	10	0	0	0	0
ASIAN:	665	1	0	0	0	0
AMERICAN INDIAN/ALASKAN NATIVE:	135	78	0	0	0	0
NATIVE HAWAIIAN/OTHER PACIFIC ISLANDER:	37	1	0	0	0	0
AMERICAN INDIAN/ALASKAN NATIVE & WHITE:	15	0	0	0	0	0
ASIAN & WHITE:	50	0	0	0	0	0
BLACK/AFRICAN AMERICAN & WHITE:	21	2	0	0	0	0
AM. INDIAN/ALASKAN NATIVE & BLACK/AFRICAN AM.:	2	0	0	0	0	0
OTHER MULTI-RACIAL:	5,411	4,358	0	0	0	0
TOTAL:	17,326	10,729	0	0	0	0

U.S. DEPARTMENT OF HOUSING AND URBAN DEVELOPMENT
 OFFICE OF COMMUNITY PLANNING AND DEVELOPMENT
 INTEGRATED DISBURSEMENT AND INFORMATION SYSTEM
 PROGRAM YEAR 2008 SUMMARY OF ACCOMPLISHMENTS
 PASADENA, CA

***** TOTAL *****

	Persons		Households		Not Specified	
	Tot#	#Hispanic	Tot#	#Hispanic	Tot#	#Hispanic
WHITE:	7,780	6,279	73	28	0	0
BLACK/AFRICAN AMERICAN:	3,326	10	222	0	0	0
ASIAN:	665	1	14	0	0	0
AMERICAN INDIAN/ALASKAN NATIVE:	135	78	1	0	0	0
NATIVE HAWAIIAN/OTHER PACIFIC ISLANDER:	37	1	0	0	0	0
AMERICAN INDIAN/ALASKAN NATIVE & WHITE:	15	0	0	0	0	0
ASIAN & WHITE:	50	0	6	0	0	0
BLACK/AFRICAN AMERICAN & WHITE:	21	2	0	0	0	0
AM. INDIAN/ALASKAN NATIVE & BLACK/AFRICAN AM.:	2	0	0	0	0	0
OTHER MULTI-RACIAL:	5,411	4,358	40	6	0	0
TOTAL:	17,442	10,729	356	34	0	0

U.S. DEPARTMENT OF HOUSING AND URBAN DEVELOPMENT
 OFFICE OF COMMUNITY PLANNING AND DEVELOPMENT
 INTEGRATED DISBURSEMENT AND INFORMATION SYSTEM
 PROGRAM YEAR 2008 SUMMARY OF ACCOMPLISHMENTS
 PASADENA, CA

CDBG BENEFICIARIES BY INCOME CATEGORY

	EXTREMELY LOW <=30%	LOW >30% and <=50%	MOD >50% and <=80%	TOTAL LOW-MOD	NON LOW-MOD >80%	TOTAL BENEFICIARIES
HOUSING - OWNER OCCUPIED						
Persons	0	0	0	0	0	0
Households	170	143	42	355	1	356
Not Specified	0	0	0	0	0	0
HOUSING - RENTAL OCCUPIED						
Persons	0	0	0	0	0	0
Households	0	0	0	0	0	0
Not Specified	0	0	0	0	0	0
HOUSING - TOTAL*						
Persons	0	29	117	146	29	175
Households	170	143	42	355	1	356
Not Specified	0	0	0	0	0	0
NON-HOUSING						
Persons	11,338	2,902	1,558	15,798	6,061	21,888
Households	0	0	0	0	0	0
Not Specified	0	0	0	0	0	0
TOTAL						
Persons	11,338	2,931	1,675	15,944	6,090	22,063
Households	170	143	42	355	1	356
Not Specified	0	0	0	0	0	0

* Note: If "HOUSING - TOTAL" does not equal the sum of "HOUSING - OWNER OCCUPIED" and "HOUSING - RENTAL OCCUPIED", it is due to the combination of data by income category captured with the old requirements and the new requirements.

U. S. DEPARTMENT OF HOUSING AND URBAN DEVELOPMENT
 OFFICE OF COMMUNITY PLANNING AND DEVELOPMENT
 INTEGRATED DISBURSEMENT AND INFORMATION SYSTEM
 PROGRAM YEAR 2008 SUMMARY OF ACCOMPLISHMENTS
 PASADENA, CA

HOME DISBURSEMENTS AND UNIT COMPLETIONS

ACTIVITY TYPE	DISBURSED AMOUNT	UNITS COMPLETED	UNITS OCCUPIED
RENTALS	0.00	0	0
TBRA FAMILIES	318,481.28	224	224
FIRST-TIME HOMEBUYERS	0.00	0	0
EXISTING HOMEOWNERS	0.00	0	0
TOTAL, RENTALS AND TBRA	318,481.28	224	224
TOTAL, HOMEBUYERS AND HOMEOWNERS	0.00	0	0
	318,481.28	224	224

HOME UNIT COMPLETIONS BY PERCENT OF AREA MEDIAN INCOME

ACTIVITY TYPE	0% - 30%	31% - 50%	51% - 60%	61% - 80%	TOTAL 0% - 60%	TOTAL 0% - 80%	REPORTED AS VACANT
RENTALS	0	0	0	0	0	0	0
TBRA FAMILIES	198	23	2	1	223	224	0
FIRST-TIME HOMEBUYERS	0	0	0	0	0	0	0
EXISTING HOMEOWNERS	0	0	0	0	0	0	0
TOTAL, RENTALS AND TBRA	198	23	2	1	223	224	0
TOTAL, HOMEBUYERS AND HOMEOWNERS	0	0	0	0	0	0	0
	198	23	2	1	223	224	0

U.S. DEPARTMENT OF HOUSING AND URBAN DEVELOPMENT
 OFFICE OF COMMUNITY PLANNING AND DEVELOPMENT
 INTEGRATED DISBURSEMENT AND INFORMATION SYSTEM
 PROGRAM YEAR 2008 SUMMARY OF ACCOMPLISHMENTS
 PASADENA, CA

HOME UNIT COMPLETIONS BY RACIAL/ETHNIC CATEGORY

	RENTALS		TBRA FAMILIES		FIRST-TIME HOMEBUYERS	
	Tot#	#Hispanic	Tot#	#Hispanic	Tot#	#Hispanic
WHITE:	0	0	107	64	0	0
BLACK/AFRICAN AMERICAN:	0	0	107	0	0	0
ASIAN:	0	0	3	0	0	0
AMERICAN INDIAN/ALASKAN NATIVE:	0	0	0	0	0	0
NATIVE HAWAIIAN/OTHER PACIFIC ISLANDER:	0	0	0	0	0	0
AMERICAN INDIAN/ALASKAN NATIVE & WHITE:	0	0	0	0	0	0
ASIAN & WHITE:	0	0	0	0	0	0
BLACK/AFRICAN AMERICAN & WHITE:	0	0	2	0	0	0
AM. INDIAN/ALASKAN NATIVE & BLACK/AFRICAN AM.:	0	0	0	0	0	0
OTHER MULTI-RACIAL:	0	0	5	0	0	0
TOTAL:	0	0	224	64	0	0

	EXISTING HOMEOWNERS		TOTAL, RENTALS AND TBRA		TOTAL, RENTALS AND TBRA + TOTAL, HOMEBUYERS AND HOMEOWNERS	
	Tot#	#Hispanic	Tot#	#Hispanic	Tot#	#Hispanic
WHITE:	0	0	107	64	107	64
BLACK/AFRICAN AMERICAN:	0	0	107	0	107	0
ASIAN:	0	0	3	0	3	0
AMERICAN INDIAN/ALASKAN NATIVE:	0	0	0	0	0	0
NATIVE HAWAIIAN/OTHER PACIFIC ISLANDER:	0	0	0	0	0	0
AMERICAN INDIAN/ALASKAN NATIVE & WHITE:	0	0	0	0	0	0
ASIAN & WHITE:	0	0	0	0	0	0
BLACK/AFRICAN AMERICAN & WHITE:	0	0	2	0	2	0
AM. INDIAN/ALASKAN NATIVE & BLACK/AFRICAN AM.:	0	0	0	0	0	0
OTHER MULTI-RACIAL:	0	0	5	0	5	0
TOTAL:	0	0	224	64	224	64

U.S. DEPARTMENT OF HOUSING AND URBAN DEVELOPMENT
 OFFICE OF COMMUNITY PLANNING AND DEVELOPMENT
 INTEGRATED DISBURSEMENT AND INFORMATION SYSTEM
 CDBG FINANCIAL SUMMARY FOR PROGRAM YEAR 2008
 07-01-2008 TO 06-30-2009
 PASADENA, CA

PART I: SUMMARY OF CDBG RESOURCES

01 UNEXPENDED CDBG FUNDS AT END OF PREVIOUS PROGRAM YEAR	714,372.62
02 ENTITLEMENT GRANT	2,204,222.00
03 SURPLUS URBAN RENEWAL	0.00
04 SECTION 108 GUARANTEED LOAN FUNDS	0.00
05 CURRENT YEAR PROGRAM INCOME	534,353.43 (A1)
06 RETURNS	0.00
07 ADJUSTMENT TO COMPUTE TOTAL AVAILABLE	-289,828.00 (A2)
08 TOTAL AVAILABLE (SUM, LINES 01-07)	3,163,120.05

PART II: SUMMARY OF CDBG EXPENDITURES

09 DISBURSEMENTS OTHER THAN SECTION 108 REPAYMENTS AND PLANNING/ADMINISTRATION	1,659,263.16
10 ADJUSTMENT TO COMPUTE TOTAL AMOUNT SUBJECT TO LOW/MOD BENEFIT	0.00
11 AMOUNT SUBJECT TO LOW/MOD BENEFIT (LINE 09 + LINE 10)	1,659,263.16
12 DISBURSED IN IDIS FOR PLANNING/ADMINISTRATION	419,007.53
13 DISBURSED IN IDIS FOR SECTION 108 REPAYMENTS	334,003.50
14 ADJUSTMENT TO COMPUTE TOTAL EXPENDITURES	0.00
15 TOTAL EXPENDITURES (SUM, LINES 11-14)	2,412,274.19
16 UNEXPENDED BALANCE (LINE 08 - LINE 15)	750,845.86

PART III: LOW/MOD BENEFIT THIS REPORTING PERIOD

17 EXPENDED FOR LOW/MOD HOUSING IN SPECIAL AREAS	0.00
18 EXPENDED FOR LOW/MOD MULTI-UNIT HOUSING	0.00
19 DISBURSED FOR OTHER LOW/MOD ACTIVITIES	1,659,263.16
20 ADJUSTMENT TO COMPUTE TOTAL LOW/MOD CREDIT	0.00
21 TOTAL LOW/MOD CREDIT (SUM, LINES 17-20)	1,659,263.16
22 PERCENT LOW/MOD CREDIT (LINE 21/LINE 11)	100.00%

LOW/MOD BENEFIT FOR MULTI-YEAR CERTIFICATIONS

23 PROGRAM YEARS (PY) COVERED IN CERTIFICATION	PY	PY
24 CUMULATIVE NET EXPENDITURES SUBJECT TO LOW/MOD BENEFIT CALCULATION	0.00	0.00
25 CUMULATIVE EXPENDITURES BENEFITING LOW/MOD PERSONS	0.00	0.00%
26 PERCENT BENEFIT TO LOW/MOD PERSONS (LINE 25/LINE 24)		

U. S. DEPARTMENT OF HOUSING AND URBAN DEVELOPMENT
 OFFICE OF COMMUNITY PLANNING AND DEVELOPMENT
 INTEGRATED DISBURSEMENT AND INFORMATION SYSTEM
 CDBG FINANCIAL SUMMARY FOR PROGRAM YEAR 2008
 07-01-2008 TO 06-30-2009
 PASADENA, CA

PART IV: PUBLIC SERVICE (PS) CAP CALCULATIONS

27	DISBURSED IN IDIS FOR PUBLIC SERVICES	360,628.99
28	PS UNLIQUIDATED OBLIGATIONS AT END OF CURRENT PROGRAM YEAR	30,000.00 (E)
29	PS UNLIQUIDATED OBLIGATIONS AT END OF PREVIOUS PROGRAM YEAR	0.00
30	ADJUSTMENT TO COMPUTE TOTAL PS OBLIGATIONS	-30,000.00 (D)
31	TOTAL PS OBLIGATIONS (LINE 27 + LINE 28 - LINE 29 + LINE 30)	360,628.99
32	ENTITLEMENT GRANT	2,204,222.00
33	PRIOR YEAR PROGRAM INCOME	246,141.64 (C1)
34	ADJUSTMENT TO COMPUTE TOTAL SUBJECT TO PS CAP	50,186.36 (C2)
35	TOTAL SUBJECT TO PS CAP (SUM, LINES 32-34)	2,500,550.00
36	PERCENT FUNDS OBLIGATED FOR PS ACTIVITIES (LINE 31/LINE 35)	14.42%

PART V: PLANNING AND ADMINISTRATION (PA) CAP

37	DISBURSED IN IDIS FOR PLANNING/ADMINISTRATION	419,007.53
38	PA UNLIQUIDATED OBLIGATIONS AT END OF CURRENT PROGRAM YEAR	0.00
39	PA UNLIQUIDATED OBLIGATIONS AT END OF PREVIOUS PROGRAM YEAR	0.00
40	ADJUSTMENT TO COMPUTE TOTAL PA OBLIGATIONS	0.00
41	TOTAL PA OBLIGATIONS (LINE 37 + LINE 38 - LINE 39 +LINE 40)	419,007.53
42	ENTITLEMENT GRANT	2,204,222.00
43	CURRENT YEAR PROGRAM INCOME	534,353.43 (B1)
44	ADJUSTMENT TO COMPUTE TOTAL SUBJECT TO PA CAP	-289,828.00 (B2)
45	TOTAL SUBJECT TO PA CAP (SUM, LINES 42-44)	2,448,747.43
46	PERCENT FUNDS OBLIGATED FOR PA ACTIVITIES (LINE 41/LINE 45)	17.11%

NOTES:

1. (A1) + (A2) = \$244,525.43 Program Income for 2008 (see spreadsheet Attachment A for details)
2. (B1) + (B2) = \$244,525.43 Program Income for 2008 (see spreadsheet Attachment A for details)
3. (C1) + (C2) = \$296,328.00 Program Income for 2007 (see spreadsheet Attachment A for details)
4. (D) Line 30: Deduct \$30,000 to compute actual Public Services disbursement of \$360,628.99 on Line 31
5. (E) Line 28: Not sure why a \$30,000 was generated on this line. This amount was subtracted on Line 30 in order to compute actual Public Services disbursement of \$360,628.99 as explained on item (D).

IDIS - C04PR26

U. S. DEPARTMENT OF HOUSING AND URBAN DEVELOPMENT
OFFICE OF COMMUNITY PLANNING AND DEVELOPMENT
INTEGRATED DISBURSEMENT AND INFORMATION SYSTEM
CDBG FINANCIAL SUMMARY FOR PROGRAM YEAR 2008
07-01-2008 TO 06-30-2009
PASADENA, CA

DATE: 09-01-09
TIME: 11:53
PAGE: 3

LINE 17 DETAIL: ACTIVITIES TO CONSIDER IN DETERMINING THE AMOUNT TO ENTER ON LINE 17

NONE FOUND

IDIS - C04PR26

U. S. DEPARTMENT OF HOUSING AND URBAN DEVELOPMENT
OFFICE OF COMMUNITY PLANNING AND DEVELOPMENT
INTEGRATED DISBURSEMENT AND INFORMATION SYSTEM
CDBG FINANCIAL SUMMARY FOR PROGRAM YEAR 2008
07-01-2008 TO 06-30-2009
PASADENA, CA

DATE: 09-01-09
TIME: 11:53
PAGE: 4

LINE 18 DETAIL: ACTIVITIES TO CONSIDER IN DETERMINING THE AMOUNT TO ENTER ON LINE 18

NONE FOUND

U.S. DEPARTMENT OF HOUSING AND URBAN DEVELOPMENT
 OFFICE OF COMMUNITY PLANNING AND DEVELOPMENT
 INTEGRATED DISBURSEMENT AND INFORMATION SYSTEM
 CDBG FINANCIAL SUMMARY FOR PROGRAM YEAR 2008
 07-01-2008 TO 06-30-2009
 PASADENA, CA

LINE 19 DETAIL: ACTIVITIES INCLUDED IN THE COMPUTATION OF LINE 19

PGM YEAR	PROJ ID	IDIS ACT ID	ACTIVITY NAME	MATRIX CODE	NTL OBJ	DRAWN AMOUNT
2001	0039	491	2ND FLOOR ADDITION (BUILDING REHAB)	03	LMA	6,823.63
2001	0039	491	2ND FLOOR ADDITION (BUILDING REHAB)	03	LMA	2,349.00
2001	0039	491	2ND FLOOR ADDITION (BUILDING REHAB)	03	LMA	8,350.37
2007	0014	894	RENOVATION OF MUIR HS N. BASEBALL FIELD	03	LMA	19,278.00
2008	0001	952	MOTHER'S CLUB COMMUNITY CENTER	05	LMC	14,248.89
2008	0001	952	MOTHER'S CLUB COMMUNITY CENTER	05	LMC	2,220.02
2008	0001	952	MOTHER'S CLUB COMMUNITY CENTER	05	LMC	6,311.07
2008	0001	952	MOTHER'S CLUB COMMUNITY CENTER	05	LMC	2,220.02
2008	0002	953	OLYMPIC CHALLENGE	05	LMC	15,532.00
2008	0002	953	OLYMPIC CHALLENGE	05	LMC	5,721.00
2008	0002	953	OLYMPIC CHALLENGE	05	LMC	3,747.00
2008	0003	954	SENIOR CITIZEN NETWORK PROGRAM	05A	LMC	1,139.56
2008	0003	954	SENIOR CITIZEN NETWORK PROGRAM	05A	LMC	4,347.57
2008	0003	954	SENIOR CITIZEN NETWORK PROGRAM	05A	LMC	7,787.23
2008	0003	954	SENIOR CITIZEN NETWORK PROGRAM	05A	LMC	1,343.47
2008	0003	954	SENIOR CITIZEN NETWORK PROGRAM	05A	LMC	1,015.17
2008	0004	955	FAMILY ACCESS TO HEALTH PREV & TREATMENT	05	LMC	8,924.35
2008	0004	955	FAMILY ACCESS TO HEALTH PREV & TREATMENT	05	LMC	3,436.99
2008	0004	955	FAMILY ACCESS TO HEALTH PREV & TREATMENT	05	LMC	17,638.66
2008	0005	956	COUNSELING PROGRAM	05	LMC	8,000.00
2008	0005	956	COUNSELING PROGRAM	05	LMC	16,969.53
2008	0005	956	COUNSELING PROGRAM	05	LMC	5,030.47
2008	0006	957	JUST FOR GIRLS AFTER SCHOOL PROGRAM	05	LMC	6,089.91
2008	0006	957	JUST FOR GIRLS AFTER SCHOOL PROGRAM	05	LMC	13,817.01
2008	0006	957	JUST FOR GIRLS AFTER SCHOOL PROGRAM	05	LMC	5,089.08
2008	0007	958	NUTRITION ASSISTANCE PROJECT	05	LMC	4,000.00
2008	0007	958	NUTRITION ASSISTANCE PROJECT	05	LMC	21,500.00
2008	0007	958	NUTRITION ASSISTANCE PROJECT	05	LMC	4,000.00
2008	0007	958	NUTRITION ASSISTANCE PROJECT	05	LMC	8,000.00
2008	0007	958	NUTRITION ASSISTANCE PROJECT	05	LMC	12,500.00
2008	0008	959	STARS PROGRAM	05	LMC	7,290.00
2008	0008	959	STARS PROGRAM	05	LMC	3,624.00
2008	0008	959	STARS PROGRAM	05	LMC	10,938.00
2008	0008	959	STARS PROGRAM	05	LMC	3,148.00
2008	0009	960	PUSD FAMILY CENTERS & YOUNG/HEALTHY NURS	05	LMC	5,030.48
2008	0009	960	PUSD FAMILY CENTERS & YOUNG/HEALTHY NURS	05	LMC	30,696.50
2008	0009	960	PUSD FAMILY CENTERS & YOUNG/HEALTHY NURS	05	LMC	34,273.01
2008	0010	961	FOSTER & EMANCIPATED YOUTH SERVICES	05	LMC	2,430.63
2008	0010	961	FOSTER & EMANCIPATED YOUTH SERVICES	05	LMC	9,822.95
2008	0010	961	FOSTER & EMANCIPATED YOUTH SERVICES	05	LMC	27,746.42
2008	0011	962	PROJECT LEAP	05	LMC	12,805.17

2008	0011	962	PROJECT LEAP	05	LMC	2,439.08
2008	0011	962	PROJECT LEAP	05	LMC	3,048.85
2008	0011	962	PROJECT LEAP	05	LMC	6,706.90
2008	0013	964	NEIGHBORHOOD IMPACT PROGRAM	14A	LMH	77,303.00
2008	0013	964	NEIGHBORHOOD IMPACT PROGRAM	14A	LMH	43,700.00
2008	0013	964	NEIGHBORHOOD IMPACT PROGRAM	14A	LMH	13,180.00
2008	0013	964	NEIGHBORHOOD IMPACT PROGRAM	14A	LMH	13,073.00
2008	0014	965	SMALL BUSINESS ASSISTANCE PROGRAM	18A	LMJ	21,636.09
2008	0014	965	SMALL BUSINESS ASSISTANCE PROGRAM	18A	LMJ	67,295.14
2008	0014	965	SMALL BUSINESS ASSISTANCE PROGRAM	18A	LMJ	28,579.94
2008	0015	967	CLINIC RENOVATION	03	LMJ	13,228.00
2008	0015	967	CLINIC RENOVATION	03	LMJ	16,772.00
2008	0016	966	MAMAS HOT TAMALES PASADENA	18B	LMJ	93,066.00
2008	0018	969	CODE ENFORCEMENT TASK FORCE/INSPECTIONS	15	LMA	22,199.57
2008	0018	969	CODE ENFORCEMENT TASK FORCE/INSPECTIONS	15	LMA	22,771.54
2008	0018	969	CODE ENFORCEMENT TASK FORCE/INSPECTIONS	15	LMA	109,235.63
2008	0018	969	CODE ENFORCEMENT TASK FORCE/INSPECTIONS	15	LMA	21,843.24
2008	0018	969	CODE ENFORCEMENT TASK FORCE/INSPECTIONS	15	LMA	61,066.95
2008	0018	969	CODE ENFORCEMENT TASK FORCE/INSPECTIONS	15	LMA	6,883.07
2008	0019	970	YOUTH WORK READINESS	18B	LMJ	8,350.49
2008	0019	970	YOUTH WORK READINESS	18B	LMJ	15,721.94
2008	0019	970	YOUTH WORK READINESS	18B	LMJ	1,393.11
2008	0019	970	YOUTH WORK READINESS	18B	LMJ	4,534.46
2008	0020	971	MASH PAINT/MINOR HOME REPAIR	14A	LMH	352.12
2008	0020	971	MASH PAINT/MINOR HOME REPAIR	14A	LMH	66,423.14
2008	0020	971	MASH PAINT/MINOR HOME REPAIR	14A	LMH	56,357.80
2008	0020	971	MASH PAINT/MINOR HOME REPAIR	14A	LMH	244,525.43
2008	0020	971	MASH PAINT/MINOR HOME REPAIR	14A	LMH	68,317.37
2008	0021	972	MASH/YARD CLEAN-UP PROJECT	06	LMA	80,000.00
2008	0021	972	MASH/YARD CLEAN-UP PROJECT	06	LMA	84,024.14

TOTAL: 1,659,263.16

CDBG				Attachment A			
PROGRAM INCOME RECONCILIATION							
Voucher No.	Voucher Date	Program	Program Year	IDIS Activity #	Program Income	Reference	
PROGRAM INCOME FOR PROGRAM YEAR 2008							
IDIS PR26 CDBG Summ - Program Yr 2008 (7/1/2008-6/30/2009)			2008		534,353.43	Line 05, 43	
Program Income Reconciliation Adjustments:							
<u>Subtract 2007 Program Income draw down after 6/30/2008</u>							
1578064	8/27/2008	MASH - Minor Repairs	2007	903	(16,993.08)		
1578064	8/27/2008	MASH - Yard Cleanup	2007	904	(31,819.49)		
1578064	8/27/2008	Neighborhood Impact	2007	891	(19,351.00)		
1578064	8/27/2008	Code Enforcement	2007	901	(80,559.45)		
1578064	8/27/2008	Business Develop (job fairs)	2007	900	(19,245.82)		
1578064	8/27/2008	NW Employment Hall	2007	902	(1,024.00)		
1578064	8/27/2008	Project Advance	2007	889	(16,962.56)		
1578064	8/27/2008	Small Business Loan Assistance	2007	888	(8,219.58)		
1578064	8/27/2008	Pasadena Community Job Center	2007	890	(13,269.07)		
1578064	8/27/2008	Health	2007	905	(5,004.20)		
1578064	8/27/2008	Pena Juvenil	2007	908	(5,542.21)		
1578064	8/27/2008	Villa-Parke Senior Network	2007	895	(11,184.95)		
1578064	8/27/2008	Emancipated Youth Services Expansion Project	2007	909	(9,898.56)		
1578064	8/27/2008	Orange Grove Family Center	2007	896	(6,742.99)		
1578064	8/27/2008	LEAP	2007	912	(3,688.00)		
1578064	8/27/2008	Counseling Program	2007	906	(7,000.00)		
1578064	8/27/2008	Northwest School-based Children and Family Services	2007	897	(19,744.76)		
1578064	8/27/2008	Family Access to Health	2007	907	(8,368.67)		
1578064	8/27/2008	Just for Girls After School Program	2007	911	(5,209.61)		
Subtotal					(289,828.00)		
<u>Add 2008 Program Income draw down that did not included on Line 05 & 43 in IDIS PR26 report</u>							
1668815	4/30/2009	MASH - Minor Repairs	2008	971			
Subtotal					0.00		
Net Program Income adjustments					(289,828.00)	Line 07, 44	
TOTAL PROGRAM INCOME FOR PROGRAM YEAR 2008					244,525.43		

Voucher No.	Voucher Date	Program	Program Year	IDIS Activity #	Program Income	Reference
PROGRAM INCOME FOR PROGRAM YEAR 2007						
IDIS PR26 CDBG Summ - Program Yr 2007 (7/1/2007-6/30/2008)			2007		246,141.64	Line 33
Program Income Reconciliation Adjustments:						
Subtract 2006 Program Income draw down after 6/30/2007						
1379054	2/23/2007	Code Enforcement	2006	823	(27,591.64)	
1406675	5/9/2007	MASH - Minor Repairs	2006	847	(36,738.60)	
1406675	5/9/2007	MASH - Yard Cleanup	2006	848	(7,924.94)	
1406675	5/9/2007	Neighborhood Impact	2006	845	(32,561.00)	
1406675	5/9/2007	Code Enforcement	2006	823	(27,769.06)	
1406675	5/9/2007	Business Develop (job fairs)	2006	841	(7,410.58)	
1406675	5/9/2007	NW Employment Hall	2006	827	(5,463.00)	
1406675	5/9/2007	Project Advance	2006	821	(20,725.27)	
1406675	5/9/2007	Small Business Loan Assistance	2006	843	(15,742.63)	
1406675	5/9/2007	Small Business Incubator	2006	844	(13,249.95)	
1406675	5/9/2007	Health	2006	846	(3,400.00)	
1406675	5/9/2007	Pena Juvenil	2006	830	(233.15)	
1406675	5/9/2007	Villa-Parke Senior Network	2006	832	(2,857.76)	
1406675	5/9/2007	Expansion Project	2006	838	(5,231.47)	
1406675	5/9/2007	Orange Grove Family Center	2006	831	(3,296.17)	
1406675	5/9/2007	Get Out & Learn (GOAL) Expansion	2006	829	(6,243.66)	
1406675	5/9/2007	LEAP	2006	842	(1,464.00)	
1406675	5/9/2007	Northwest School-based Children/Family Services	2006	836	(17,407.24)	
1406675	5/9/2007	Family Access to Health	2006	833	(4,331.52)	
		Subtotal			(239,641.64)	
Add 2007 Program Income draw down after 6/30/2008						
1578064	8/27/2008	MASH - Minor Repairs	2007	903	16,993.08	
1578064	8/27/2008	MASH - Yard Cleanup	2007	904	31,819.49	
1578064	8/27/2008	Neighborhood Impact	2007	891	19,351.00	
1578064	8/27/2008	Code Enforcement	2007	901	80,559.45	
1578064	8/27/2008	Business Develop (job fairs)	2007	900	19,245.82	
1578064	8/27/2008	NW Employment Hall	2007	902	1,024.00	
1578064	8/27/2008	Project Advance	2007	889	16,962.56	
1578064	8/27/2008	Small Business Loan Assistance	2007	888	8,219.58	
1578064	8/27/2008	Pasadena Community Job Center	2007	890	13,269.07	
1578064	8/27/2008	Health	2007	905	5,004.20	
1578064	8/27/2008	Pena Juvenil	2007	908	5,542.21	
1578064	8/27/2008	Villa-Parke Senior Network	2007	895	11,184.95	
1578064	8/27/2008	Emancipated Youth Services				
1578064	8/27/2008	Expansion Project	2007	909	9,898.56	
1578064	8/27/2008	Orange Grove Family Center	2007	896	6,742.99	
1578064	8/27/2008	LEAP	2007	912	3,688.00	
1578064	8/27/2008	Counseling Program	2007	906	7,000.00	
1578064	8/27/2008	Northwest School-based Children and Family Services	2007	897	19,744.76	
1578064	8/27/2008	Family Access to Health	2007	907	8,368.67	
1578064	8/27/2008	Just for Girls After School Program	2007	911	5,209.61	
		Subtotal			289,828.00	
Net Program Income adjustments					50,186.36	Line 34
TOTAL PROGRAM INCOME FOR PROGRAM YEAR 2007					296,328.00	

APPENDIX E

TO BE DETERMINED IN FINAL COPY

APPENDIX F

PASADENA COMMUNITY DEVELOPMENT COMMISSION

- **ANNUAL REPORT OF ACCOMPLISHMENTS**
- **PROGRAM WORKPLAN**

City of Pasadena – Pasadena Community Development Committee
Annual Report of Accomplishments: July 2008 – June 2009

COMMUNITY DEVELOPMENT COMMITTEE MISSION STATEMENT

The purpose of the Community Development Committee is to review and make recommendations on all matters to come before the Pasadena Community Development Commission prior to Commission action.

“The Community Development Committee seeks to preserve and to expand the diversity of housing and economic development in the community for a broad mix of persons of different ethnicities and income levels.

The Committee will address the issues of homelessness in greater Pasadena.

The Committee will strive for accountability to all citizens with equity and fairness while providing a channel for meaningful public input and work for a transparent process in all transactions involving public investment.

The Committee will serve as a “bridge” between the City Council/Community Development Commission, staff, and the community in all efforts targeting the development of affordable housing.”

OBJECTIVES:

The Community Development Committee seeks to be the voice for affordable housing in the greater Pasadena community. Among the key issues the Committee seeks to address are the issues of homelessness and the implementation of a fair and transparent method for the allocation of housing funding resources.

With regard to the challenges of addressing homelessness in the community, the Committee seeks to revisit the Ten Year Plan to End Homelessness on a regular and on-going basis, with a specific focus to position the City of obtaining funding to implement programs as it becomes available.

The Committee views the implementation of an affordable housing program as a critical component of a comprehensive economic development effort in the community. To that end, it is the intention of the Committee to advocate for and advise the City Council on a comprehensive, fair, and transparent policy to improve the allocation of the City’s resources regarding affordable housing. This policy should include but is not necessarily limited to the following:

- The setting of priorities or weighting standards to achieve clearly defined goals that will maximize the City’s resources. Examples of this would be clear guidance on how to allocate resources between the creation of rental

City of Pasadena – Pasadena Community Development Committee
Annual Report of Accomplishments: July 2008 – June 2009

as opposed to ownership units, whether to buy property or only assist outside agencies, developers, etc.

- The creation of a policy to encourage the allocation of funds through a competitive process.
- The adoption of clear and equitable standards to follow in instances where City assistance is not being granted on a fair and equitable basis.
- The adoption of written guidelines for the allocation of City resources to ensure a level playing field among applicants for City assistance and to encourage the City to reap the benefits of the knowledge, experience and creativity of a large pool of potential applicants.
- Flexibility to respond to requests from owners/developers seeking financial assistance, subject to review and justification for Commission participation.

The following program areas are applicable to all existing redevelopment project areas and key development focus areas of the community:

Housing Programs

Affordable Housing Program

- Provide financial assistance for residential unit rehabilitation (HOME & EAGR funds). Goals: Provide HOME assistance for rehabilitation of 20 or more deteriorated/blighted rental housing units. Close out EAGR program by end of FY 2009. **Accomplishments: HOME funds in the amount of \$144,235 were provided to Abode Communities for the acquisition of 1267 N. Hudson which will be rehabilitated and operated as a 45-unit affordable rental housing project for seniors. The City closed out the State-funded EAGR program by drawing down \$98,407 in FY 2009 to complete handicapped accessibility improvements at 4 rental housing projects totaling 147 units.**
- Monitor compliance of rental and ownership housing covenants. Goal: Monitor 1,300+ covenanted units. **Accomplishment: The City consultant's Urban Futures has requested annual reports from all of the City-covenanted affordable rental projects.**
- Provide beds to homeless individuals during the emergency and bad weather season: Goal: Provide 180 beds to low income homeless persons during emergency and bad weather. **Accomplishments: The Ecumenical Council of Pasadena Area Churches operated the Pasadena Bad Weather Shelter. During the 2008-2009 bad weather season, on its busiest night, the Bad Weather Shelter accommodated 198 persons. For the**

City of Pasadena – Pasadena Community Development Committee
Annual Report of Accomplishments: July 2008 – June 2009

entire season it provided 8,839 bed nights of shelter and served 672 unduplicated persons.

- Originate and/or fund Homeownership Program Opportunities (“HOP”) loans; provide first-time homebuyer/financial education counseling; and continue servicing of the HOP loan portfolio. Goal: Provide HOP loan assistance to 14 low/moderate income homebuyers. ***Accomplishment: \$1,750,675 in loan funds were provided to assist 11 homebuyers during the report period.***
- In partnership with Rebuilding Together Pasadena, rehabilitate units within the targeted revitalization area. Goal: Rehabilitate 12+ units within targeted revitalization area. ***Accomplishment: This program rehabilitated 12 homes occupied by low income elderly and/or disabled persons.***
- Provide financial assistance from the Housing Opportunity Fund (HOF) for the preservation, rehabilitation, or new construction of affordable units. Goal: 124 units to receive HOF assistance. ***Accomplishments: Affordable housing agreements evidencing City/Commission commitments to provide financial assistance from the Housing Opportunity Fund were approved in FY 2009 for the following projects/programs:***
 - ***1150 N. Allen (restructuring of new construction project providing for 6 ownership housing units, of which 4 are affordable)***
 - ***1267 N. Hudson (rehabilitation of 44 affordable rental housing units for seniors)***
 - ***Mercy Housing NSP-2 program (purchase of an estimated 12 foreclosed homes for rehab/resale as low income affordable housing subsidized by the City, plus the acquisition/rehab of an additional 18 units for low or moderate income households (rentals or for-sale) not subsidized by the City.***

Rental Assistance Program

- Provide rental subsidies for very low income households. Goal: Achieve a 98% lease-up rate by providing 1,290 households with rental subsidies out of the 1,315 certificates allotted under the Section 8 Rental Assistance Program. ***Accomplishment: During the report year, 1,298 households were assisted with rent subsidies, which represents a 98.7% lease-up rate.***

City of Pasadena – Pasadena Community Development Committee
Annual Report of Accomplishments: July 2008 – June 2009

Supportive Housing Services Program

- Provide rental subsidies and supportive services for low-income persons with disabilities using the Shelter Plus Care Program. Goal: Provide rental subsidies and supportive services for 55 very low income persons with disabilities. ***Accomplishment: 65 homeless persons with disabilities were provided with ongoing rental assistance and supportive services during FY 2009.***
- Provide rental assistance to low-income households using the HOME TBRA program. Goal: Provide rental assistance to 30 very low-income households. ***Accomplishment: 33 low and very low-income households were provided with rental assistance using the HOME TBRA program during FY 2009.***
- Provide supportive services and rent subsidies under Supportive Housing Program to very low-income households. Goal: Provide supportive services and rental subsidies for 185 low-income households. ***Accomplishment: 192 low and very low-income households received supportive services and transitional or permanent supportive housing using the Supportive Housing Program.***
- Provide rental assistance to very low-income households living with AIDS using the HOPWA program. Goal: Provide rental assistance to 3 very low-income households. ***Accomplishment: 7 very low-income households were provided with rental assistance using the HOPWA program.***
- Provide enrollment, supportive services and financial stipends for 25 low-income households participating in the Family Self-Sufficiency Program. Goal: Provide enrollment, supportive services, and financial stipends for 25 low-income households participating in the Family Self-Sufficiency Program. ***Accomplishment: 10 low and very-low income households participated in the Family Self-Sufficiency Program, and received supportive services and financial stipends. Outreach is ongoing to Housing Choice Voucher Program participants to increase program utilization.***

Community Development Block Grant Program

- Provide financial assistance for housing code enforcement, economic development, and capital improvements within the Service Benefit Area; and planning for fair housing counseling and

City of Pasadena – Pasadena Community Development Committee
Annual Report of Accomplishments: July 2008 – June 2009

community planning activities using CDBG funds.
Accomplishments: *CDBG funding allocations were made as follows: \$244,000 for housing code enforcement; \$457,074 for economic development activities, and \$30,000 for capital improvement projects. Also \$19,500 in CDBG funds were allocated for fair housing services and matched with \$40,500 from another City housing funding source for a total funding of \$60,000 for fair housing services.*

- Make financial assistance available to local non-profits for the provision of public and human services to low-income households.
Accomplishments: *\$360,653 in CDBG funds were provided to local non-profits for the provision of public/human services.*
- Make annual debt service payment on the Fair Oaks Renaissance Plaza and Lake Washington Shopping Center – Section 108 Loans.
Accomplishments: *Debt service from CDBG funds in the amount of \$334,004 were paid for the Fair Oaks Renaissance Plaza Shopping Center – Section 108 Loan. There is no longer a CDBG Section 108 debt obligation for the Lake Washington Shopping Center.*

Redevelopment/Economic Development

In addition to the Community Development Committee being the advisory body for affordable housing in the Pasadena community, it also serves as the advisory body to City Council on redevelopment and economic development related projects and activities. The 2008-2009 accomplishments are provided below.

Lake/Washington Redevelopment Project Area

- I. Continue working with the North Lake Avenue Village Business Association (NLVBA).

Status: *Department staff meets regularly with the LVBA to discuss North Lake Issues.*

- II. **By June 30, 2010**, complete rehabilitation plans and commence construction activity for renovation of the Washington Theater.

Status: *Negotiations are on-going between the property owner and Commission staff concerning the implementation program for the*

City of Pasadena – Pasadena Community Development Committee
Annual Report of Accomplishments: July 2008 – June 2009

Washington Theater. Staff has completed a draft OPLA for review by the Developer with the terms and conditions for the project.

- III. Throughout the year, continue to monitor the implementation of the Storefront Improvement Program.

Status: Identified buildings along the Lake Avenue Corridor as potential candidates.

Fair Oaks Avenue Redevelopment Project Area

- I. Throughout the year, provide training and mailing of agendas to support monthly PAC meetings.

Status: Planning & Development Department staff provide on-going assistance to the PAC to support the monthly meetings.

- II. Throughout the year, continue to monitor the implementation of the Storefront Improvement Program along the Fair Oaks Avenue and Orange Grove Boulevard corridors.

Status: Identified buildings within the Orange Grove Corridor Target Outreach Area as potential candidates.

Lincoln Avenue Redevelopment Project Area

- I. Throughout the year, provide training and mailing of agendas to support monthly PAC meetings.

Status: Planning & Development Department staff provide on-going assistance to the PAC to support the monthly meetings.

- II. **By June 30, 2009**, hire a consultant to analyze the urban design and development opportunities of the modified Lincoln/Washington site "A" (LWA).

Status: Staff hired a consultant, August 2009 to prepare the North Lake Avenue Specific Plan. The feasibility analysis for the corridor includes the Lincoln/Washington site A.

- III. Throughout the year, continue working on the Lincoln/Montana parking improvements.

Status: A total of \$700,000 is allocated from the Lincoln Avenue PCDC funds to acquire property to construct a public parking lot for the

City of Pasadena – Pasadena Community Development Committee
Annual Report of Accomplishments: July 2008 – June 2009

Lincoln Avenue Village. Staff identified the northeast corner of Lincoln Avenue and Wyoming Street as a potential site.

- IV. Throughout the year, continue to monitor the implementation of the Storefront Improvement Program.

Status: *Identified buildings along the Lincoln Avenue Corridor as potential candidates.*

Villa Parke Redevelopment Project Area

- I. Study development opportunities for commercial block face between Marengo and Summit on south side of Orange Grove Boulevard.

Status: *The planning for selected individual projects is underway.*

- II. **By June 30, 2009**, identify and analyze development opportunities within the Villa Parke portion of the Fair Oaks/Orange Grove Specific Plan Area.

Status: *Work to be programmed for coming fiscal year.*

- III. Throughout the year, continue to monitor the implementation of the Storefront Improvement Program.

Status: *Identified buildings within the Villa Parke Redevelopment Area as potential candidates.*

- IV. By Fiscal Year 2010-2012, complete Villa Parke Center rehabilitation plans and commence construction activities.

Status: *\$2,000,000 is allocated to upgrade the recreation center facilities including new softball turf and drainage system, new soccer field bleachers, and synthetic turf soccer field. Improvements to be completed by Fiscal Year 2012.*

Orange Grove Redevelopment Project Area

- I. **By June 30, 2009**, complete the amendment process necessary to merge the five redevelopment project areas in Northwest Pasadena into a single, non-contiguous redevelopment project area.

Status: *Staff executed a two year contract with Urban Futures Incorporated UFI / GRC to facilitate the merger of the five existing redevelopment project areas in Northwest Pasadena.*

City of Pasadena – Pasadena Community Development Committee
Annual Report of Accomplishments: July 2008 – June 2009

Central Area-Downtown

- I. **By June 2009**, Utilize Commission funds to help support retail recruitment efforts for the central district

Status: *Ongoing*

- II. **By June 30, 2009**, PCDC financially supports and maintains ongoing retail surveys and demographic information for the Downtown retail sector.

Status: *Complete and ongoing*

- III. **By June 30, 2009**, Explore Development Opportunities within the Central Area.

Status: *Ongoing*

- IV. **By June 30, 2009**, Work in collaboration with Transportation and Public Works Department and Business stakeholders to develop a comprehensive wayfinding signage project.

Status: *Ongoing*

- V. **By June 30, 2009**, Implement 1 to 3 commercial storefront improvement upgrades within the Downtown Central Area.

Central Area-Old Pasadena

- I. **By June 30, 2009**, conduct consumer surveys to gauge consumer-purchasing habits in retail districts.

Status: *Done*

- II. **By June 30, 2009**, extend budgeted financial support to the Old Pasadena Property Owner-Based Business Improvement District (PBID).

- III. **By June 30, 2009**, conduct Business District intercept surveys to gauge consumer purchasing habits in retail districts.

Status: *Ongoing*

City of Pasadena – Pasadena Community Development Committee
Annual Report of Accomplishments: July 2008 – June 2009

Business Development

- I. **By June 30, 2009**, implement a corporate retention program for top revenue and job producing companies, and assemble commercial/industrial site data.

Status: *Ongoing*

- II. **By June 30, 2009**, renew membership in the San Gabriel Valley Economic Partnership.

Status: *Ongoing*

- III. **By June 30, 2009**, implement annual marketing and advertising budget for ad placement, printing and event sponsorship.

Status: *Ongoing*

- IV. **By June 30, 2009**, implement industry-specific sponsorships to advance Pasadena's profile in biotech and other sciences.

Status: *Ongoing*

City of Pasadena – Pasadena Community Development Committee
 Annual Report of Accomplishments: July 2008 – June 2009

PASADENA COMMUNITY DEVELOPMENT COMMITTEE

MEETING ATTENDANCE: FISCAL YEAR 2008-2009

Name	2008												2009													
	7/10	7/24	7/31	8/14	8/28	9/11	9/25	10/9	10/23	11/13	11/27	12/11	12/25	1/8	1/22	2/12	2/26	3/12	3/26	4/9	4/23	5/14	5/28	6/11	6/25	
De Voili, Mathew			S							S	H	S	H													
Estrada, Daniel	XX	XX	E	P	XX	E	XX	XX	XX	E	XX	E	XX	XX	E	XX	P	XX	XX	XX	XX	E	P	P	P	E
Hamilton, Gordon B.	XX	XX	P	P	XX	P	XX	XX	XX	P	XX	P	XX	XX	P	XX	P	XX	XX	XX	XX	P	P	P	P	P
Marysheva-Martinez, Marianna	XX	XX	P	P	XX	E	XX	XX	XX	E	XX	E	XX	XX	E	XX		XX	XX	XX	XX					
Trone, Ismael	XX	XX	P	E	XX	P	XX	XX	XX	P	XX	P	XX	XX	P	XX	E	XX	XX	XX	XX	P	P	P	P	P
Walker, Christopher	XX	XX	P	P	XX	P	XX	XX	XX	P	XX	P	XX	XX	P	XX	E	XX	XX	XX	XX	P	P	P	P	P
Yan, Daniel	XX	XX	P	P	XX	P	XX	XX	XX	P	XX	P	XX	XX	P	XX	P	XX	XX	XX	XX	P	P	P	P	P
Tenant Commissioners:																										
Cooper, Horense	XX	XX	P	P	XX	P	XX	XX	XX	E	XX	E	XX	XX	P	XX	P	XX	XX	XX	XX	E	E	E	E	E
Jackson-Hinton, Elons	XX	XX	P	P	XX	P	XX	XX	XX	A	XX	P	XX	XX	P	XX	E	XX	XX	XX	XX	A	A	A	A	A

P = PRESENT
 E = EXCUSED
 A = ABSENT
 LOA = LEAVE OF ABSENCE
 SHADED = NOT APPLICABLE
 XX = MEETING CANCELLED
 [R] = SPECIAL MEETING RETREAT
 [S] = SPECIAL MEETING
 NO=NO QUORUM, SO NO MEETING HELD
 R-N/A = RECUSED SO ATTENDANCE NOT APPLICABLE
 H = HOLIDAY

RESOLUTION NO. CDR - 256

**A RESOLUTION OF THE PASADENA COMMUNITY DEVELOPMENT COMMISSION
ADOPTING ITS FISCAL YEAR 2009 ANNUAL OPERATING BUDGET**

WHEREAS, Section 33606 of the California Health and Safety Code requires the Pasadena Community Development Commission ("Commission") to adopt an annual budget containing specific information for each redevelopment project area pursuant to Section 33334.3 of the California Health and Safety Code;

WHEREAS, the Commission's proposed Fiscal Year 2009 Annual Operating Budget was reviewed and recommended for approval on May by the Pasadena Community Development Committee.

NOW, THEREFORE, be it resolved by the Pasadena Community Development Commission as follows:

1. The proposed Annual Operating Budget of the Pasadena Community Development Commission for Fiscal Year 2009 in the form presented at this meeting is hereby adopted as the annual budget for the year ending June 30, 2009, and the Commission hereby appropriates such funds as are necessary to meet the proposed expenditures and debt service, and implements the proposed work program of the Commission for Fiscal Year 2009.

2. In accordance with Section 33334.3 (d) of the Health and Safety Code, the Commission hereby finds and determines that the planning and administrative expenses funded by the Low- and Moderate-Income Housing Trust Funds of the

Commission's several redevelopment projects are necessary for the production, improvement or preservation of low and moderate income housing within the community of the City of Pasadena.

3. All appropriations for prior periods shall remain in effect and be available for encumbrances and expenditures along with appropriations for the same purpose as set forth in the budget for Fiscal Year 2009.

ADOPTED at the regular meeting of the Pasadena Community Development Commission on this 16th day of June, 2008, by the following vote:

AYES: Commissioners Gordo, McAustin, Robinson, Tyler, Vice Chair Haderlein

NOES: None

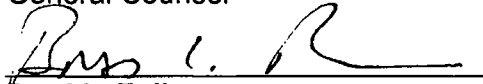
ABSENT: Commissioners Holden, Madison, Chair Bogaard


ABSTAIN: None


JANE L. RODRIGUEZ
Secretary

APPROVED AS TO FORM:

Michele Beal Bagneris
General Counsel


Brad L. Fuller
Assistant General Counsel



Agenda Report

DATE: June 16, 2008

TO: COMMUNITY DEVELOPMENT COMMISSION

THROUGH: FINANCE COMMITTEE

FROM: BERNARD K. MELEKIAN, CHIEF EXECUTIVE OFFICER

SUBJECT: ADOPT RESOLUTION APPROVING THE PASADENA
COMMUNITY DEVELOPMENT COMMISSION'S FY 2009
ANNUAL OPERATING BUDGET AND FY 2009 WORK PLAN

RECOMMENDATION

It is recommended that the Pasadena Community Development Commission ("Commission") adopt a resolution pursuant to Section 33606 of the Health and Safety Code approving the Fiscal Year 2009 Annual Operating Budget including activities to be financed by the low and moderate income housing funds established for each redevelopment project area pursuant to Section 33334.3 of the California Health and Safety Code, and the FY 2008 Work Plan.

COMMUNITY DEVELOPMENT COMMITTEE RECOMMENDATIONS

The Community Development Committee ("CDC") considered the recommendation regarding the FY 2009 Annual Operating Budget at their regular meeting of May 22, 2008. Following discussion, the CDC voted to approve the budget. The Committee recommended the proposed Fiscal Year 09 Community Development Commission Budget for the Northwest and Central District Work Program with the following exceptions:

- the Committee recommended that the proposed 3D model, at a cost of \$175,000, be digital and reimbursed by developers thru fees over an unspecified period of time;
- that staff solicit assistance from Geographic Information System (GIS) providers to construct the model at a reduced cost; and
- the Committee also recommended that staff establish measurable marketing deliverables for City marketing.

Staff supports the comments the CDC has made.

BACKGROUND

The majority of the budget programs/projects are the same as in past years with the following exceptions for new program enhancement requests:

- \$55,000 to fund the review and update of the Northwest Community Plan.
Source of Funds:
 - \$35,000 Lincoln Avenue Redevelopment Project Area
 - \$10,000 Orange Grove Redevelopment Project Area
 - \$10,000 Villa Parke Redevelopment Project Area
- \$15,000 to fund Lincoln Avenue Business Support which will facilitate the replacement of promotional banners and the support the Lincoln Avenue Village District event. Source of funds: Lincoln Avenue Redevelopment Project Area
- \$50,000 to fund Northwest Marketing to promote Northwest as an investment opportunity to non residential investors, current and potential residents and provide positive exposure city wide. Source of funds:
 - \$25,000 Orange Grove Redevelopment Project Area
 - \$25,000 Villa Parke Redevelopment Project Area
- \$20,000 for the Orange Grove Corridor Design Study to conduct facade design studies for six properties located on Orange Grove Boulevard. Source of Funds: Villa Parke Redevelopment Project Area.
- \$175,000 for a 3D Model of the Central Area to enhance public understanding of what potential projects would look like in the built environment. Source of funds: Downtown Redevelopment Project Area.
- \$1,000,000 to fund the implementation of streetscape, signage and other pedestrian improvements in Old Pasadena in order to maintain competitiveness with new retail destinations in the region. Source of Funds: Old Pasadena Redevelopment Project Area

The Housing budget was reviewed and discussed by the Council Finance Committee at their meeting of June 2, 2008.

The FY09 budget program detail will be presented to the Finance Committee and City Council at their joint meeting June 16, 2008 for review and discussion.

FISCAL IMPACT


Approval of the Commission's annual budget establishes the FY09 total Commission budget at \$61,623,476 for projects and program administration (\$31,095,668 allocated for Housing projects and the balance, \$30,527,808 allocated to non-Housing projects.)

Respectfully submitted,



BERNARD K. MELEKIAN
Chief Executive Officer

Prepared by:



Harriet McGinley
Administrative Officer

APPROVED:



Richard J. Bruckner
Director of Planning & Development

CONCURRED:



Steve Mermell
Director of Finance

Attachments:

- A. FY 2009 Pasadena Community Development Commission Annual Budget and Work Plan
- B. FY 2009 Housing Annual Budget and Work Program

EXHIBIT A

**PASADENA COMMUNITY DEVELOPMENT
COMMISSION
FY 2009 BUDGET AND WORK PROGRAM**

**PASADENA COMMUNITY DEVELOPMENT COMMISSION
FISCAL YEAR 2008-2009 PROPOSED OPERATING BUDGET**

<i>PROJECT AREA</i>	<i>TOTALS</i>	<i>CENTRAL AREA</i>	<i>NEIGHBORHOOD REVITALIZATION</i>
<i>FTE</i>	16.05		
EXPENDITURES			
Administration			
Personnel	1,985,418	1,676,686	308,732
Service and supplies	378,997	320,063	58,934
Internal Service Charges	138,346	116,833	21,513
Abatement / Indirect Cost	518,525	437,894	80,631
Equipment			
Total Administration	3,021,286	2,551,476	469,810
Debt Service			
Tax Allocation Bonds	2,351,408		2,351,408
Advance and Loan City	18,688,336	18,409,947	278,388
Total Debt Service	21,039,744	18,409,947	2,629,797
Project / Program	6,466,778	5,067,288	1,399,490
Total Expenditures	30,527,808	26,028,711	4,499,097
REVENUES			
Projected fund balance July 1, 2008	13,833,576	6,706,421	7,127,155
Other Revenues			
General fund	800,000	800,000	
Incremental property tax	28,067,075	24,162,940	3,904,135
Investment income	465,000	235,000	230,000
Transfer from other project area	645,426	58,279	587,147
Other sources *	1,186,806	950,902	235,904
Total other revenues	31,164,308	26,207,122	4,957,186
Projected fund balance June 30, 2009	14,470,076	6,884,832	7,585,244

**PASADENA COMMUNITY DEVELOPMENT COMMISSION
FISCAL YEAR 2008-2009 PROPOSED OPERATING BUDGET**

	NEIGHBORHOOD REVITALIZATION AREA						CENTRAL AREA		
	Total Neighborhood Revitalization Area	FAIR OAKS	LAKE WASHINGTON	LINCOLN	VILLA PARKE	ORANGE GROVE	Total Central Area	DOWNTOWN	OLD PASADENA
PROJECT EXPENDITURES									
Legal (out side)	-	-	-	-	-	-	-	-	-
Financial Fees / Audit	20,000	5,000	5,000	-	5,000	5,000	-	-	-
Planning	199,000	-	50,000	55,000	57,500	36,500	1,744,204	635,000	1,109,204
Real Estate Acquisition	-	-	-	-	-	-	-	-	-
Operation of acquired property	30,904	30,904	-	-	-	-	25,000	25,000	-
Rehabilitation	60,000	-	-	-	60,000	-	922,530	-	922,530
Public Improvement	-	-	-	-	-	-	-	-	-
Debt service - principal	615,000	125,000	60,000	-	224,000	206,000	-	-	-
Debt service - interest	1,458,020	722,272	460,925	97,951	83,543	93,329	18,349,260	18,305,358	43,902
Payment to City - Participation	160,000	30,000	130,000	-	-	-	-	-	-
Payment to COP 96	118,388	-	22,937	-	47,726	47,726	60,687	60,687	-
Administration Costs	469,810	96,681	49,247	67,677	160,128	96,077	2,551,476	2,122,151	429,325
Transfer to DSF/Other	587,147	96,120	48,961	-	310,047	132,019	58,279	58,279	-
Transfer to Affordable Housing Fd	780,828	165,484	77,669	52,067	315,205	170,403	2,317,275	800,000	1,517,275
Total Expenditures	4,499,097	1,271,461	904,738	272,695	1,263,149	787,054	26,028,711	22,006,475	4,022,235
REVENUES									
Projected fund balance (7/1/08)	7,127,155	467,167	783,687	1,199,137	3,193,297	1,483,867	6,706,421	2,395,538	4,310,883
Other Revenues									
Incremental property tax	3,904,135	827,421	388,343	260,333	1,576,024	852,015	24,162,940	19,105,358	5,057,582
General Fund - City	-	-	-	-	-	-	800,000	800,000	-
Rental income	30,904	30,904	-	-	-	-	950,902	950,902	-
Investment earnings	230,000	45,000	20,000	30,000	85,000	50,000	235,000	150,000	85,000
Transfer Other Project Area	587,147	96,120	48,961	-	310,047	132,019	58,279	58,279	-
Reimb. from developer	205,000	75,000	130,000	-	-	-	-	-	-
Total other revenues	4,957,186	1,074,445	587,304	290,333	1,971,071	1,034,034	26,207,122	21,064,539	5,142,582
Projected fund balance (6/30/09)	7,585,244	270,151	466,252	1,216,775	3,901,219	1,730,847	6,884,832	1,453,602	5,431,230



**PASADENA COMMUNITY DEVELOPMENT COMMISSION
FY 09 BUDGET: WORK PROGRAM**

PROGRAM/PROJECT AREA:		ORANGE GROVE		
PROJECT NAME:	FAIR OAKS	MERGED PROJECT AREA COMMITTEE	<i>NEW</i> NORTHWEST COMMUNITY PLAN	<i>NEW</i> MARKETING NORTHWEST
BUDGET REQUEST:	\$30,904	\$1,500	\$10,000	\$25,000
KEY TASKS:	Pass-thru for lease of space to Fire Station #36.	Mailing and notification costs.	Hire consultant to update the Northwest Community Plan.	Hire a consultant to facilitate an implementation plan for marketing of the Northwest with the Northwest Commission.
REVENUE SOURCE:	Fire	PCDC	PCDC	PCDC
ASSIGNED TO:	Northwest	Northwest	Northwest	Northwest

**PASADENA COMMUNITY DEVELOPMENT COMMISSION
FY 09 BUDGET: WORK PROGRAM**

LAKE/WASHINGTON			
PROGRAM/ PROJECT:	PARKING STUDY	LAKE AVENUE BUSINESS DISTRICT	WASHINGTON THEATER
PROJECT NAME:			
BUDGET REQUEST:	\$40,000	\$10,000	\$375,000
KEY TASKS:	Parking study to determine adequacy of off-street parking spaces.	Assist in organizing the Lake Avenue Business Improvement District.	(MEMO ONLY) FY04 Carryover (\$300,000) approved capital project appropriation; FY08 appropriated \$60,000 from Storefront Improvement Program to theater; \$15,000 from Lake Ave. Business District.
REVENUE SOURCE:	PCDC	PCDC	PCDC
ASSIGNED TO:	Northwest	Northwest	Northwest


**PASADENA COMMUNITY DEVELOPMENT COMMISSION
FY 09 BUDGET: WORK PROGRAM**

LINCOLN AVENUE REDEVELOPMENT				
PROGRAM/ PROJECT:				
PROJECT NAME:		 NORTHWEST COMMUNITY PLAN	 BUSINESS SUPPORT	
BUDGET REQUEST:	\$1,500	\$3,500	\$15,000	
KEY TASKS:	Mailing and notification costs.	Provide meals, training and mailing of agendas to support monthly project area committee meetings.	Hire consultant to update the Northwest Community Plan.	Replacement of banners and support to the Lincoln Avenue Village District events.
REVENUE SOURCE:	PCDC	PCDC	PCDC	PCDC
ASSIGNED TO:	Northwest	Northwest	Northwest	Northwest

**PASADENA COMMUNITY DEVELOPMENT COMMISSION
FY 09 BUDGET: WORK PROGRAM**

PROGRAM/PROJECT AREA:		VILLA PARKE REDEVELOPMENT			
PROJECT NAME:		<i>New</i> MERGED PAC START-UP COST	<i>New</i> NORTHWEST COMMUNITY PLAN	<i>New</i> MARKETING NORTHWEST	STOREFRONT IMPROVEMENT
BUDGET REQUEST:		\$2,500	\$10,000	\$25,000	\$60,000
KEY TASKS:		Mailing and notification costs.	Hire consultant to update the Northwest Community Plan.	Hire consultant to facilitate an implementation plan for marketing of the Northwest with the Northwest Commission.	Implement commercial storefront upgrades per Council approved focus areas. - Orange Grove Boulevard from Fair Oaks to Los Robles
REVENUE SOURCE:		PCDC	PCDC	PCDC	PCDC
ASSIGNED TO:		Northwest	Northwest	Northwest	Northwest

**PASADENA COMMUNITY DEVELOPMENT COMMISSION
FY 09 BUDGET: WORK PROGRAM**

PROGRAM/PROJECT AREA:		(Cont...) VILLA PARKE REDEVELOPMENT	
PROJECT NAME:	 ORANGE GROVE CORRIDOR DESIGN STUDY		(MEMO) DEVELOPMENT OPPORTUNITIES
BUDGET REQUEST:	\$20,000		\$1,000,000
KEY TASKS:	Hire three consultants to conduct facade design studies for six properties along Orange Grove Boulevard		(MEMO ONLY) Carryover FY04 (650,000) and FY 05 (\$350,000) approved capital project appropriations to explore development opportunities within the Villa Parke project area.
REVENUE SOURCE:	PCDC		PCDC
ASSIGNED TO:	Northwest		Northwest

**PASADENA COMMUNITY DEVELOPMENT COMMISSION
FY 09 BUDGET: WORK PROGRAM**

CENTRAL AREA - DOWNTOWN REDEVELOPMENT							
PROGRAM/PROJECT AREA:	PROJECT NAME:	SOUTH LAKE RECRUITMENT & SURVEYS	STOREFRONT IMPROVEMENT PROGRAM	CENTRAL DISTRICT MARKETING	3-D MODEL	PLAYHOUSE DISTRICT	
						RETAIL RECRUITMENT & SURVEYS	ORGANIZATION SUPPORT
BUDGET REQUEST:		\$15,000	\$25,000	\$90,000	\$175,000	\$15,000	\$115,000
KEY TASKS:		Attract new retail tenants who will enhance the economic health and vitality of the South Lake District.	Implement 2-5 commercial storefront upgrades within the Downtown Central Area.	City contribution to joint retail marketing effort related to increased regional competition.	Hire consultant to build 3-D model of the Downtown Central Area.	Attract new retail tenants who will enhance the economic health and vitality of the Playhouse District	Support of the Playhouse District Property Owner-Based Business Improvement District (PBID) for 5-years (1/2007 to 12/31/2011) as approved by Council.
REVENUE SOURCE:		PCDC/Rental Income	PCDC/Rental Income	PCDC	PCDC	PCDC	PCDC/Rental Income
ASSIGNED TO:		Economic Development	Redevelopment	Economic Development	Economic Development	Economic Development	Economic Development

**PASADENA COMMUNITY DEVELOPMENT COMMISSION
FY 09 BUDGET: WORK PROGRAM**

BUSINESS DEVELOPMENT				
PROGRAM/PROJECT AREA:	BUSINESS OUTREACH	ECONOMIC COLLABORATION	CITY-WIDE MARKETING /ADVERTISING	TECHNOLOGY INITIATIVES
PROJECT NAME:				
BUDGET REQUEST:	\$40,000	\$10,000	\$90,000	\$85,000
KEY TASKS:	<p>Corporate retention program for top revenue and job producing companies including:</p> <ul style="list-style-type: none"> -Conduct 4 Valued Pasadena Partners Breakfasts - Host 5 to 7 UCLA/Rose Bowl Games - Conduct 9 Art of Small Business Workshops - 4 Office Lobby Visits - 2 to 3 Street Visitation Program 	<p>Membership in the San Gabriel Valley Economic Partnership.</p>	<p>Advertising placement (\$45,000); printing costs (\$15,000); event sponsorships \$30,000)</p>	<p>Industry-specific sponsorships to advance Pasadena's profile in biotech and other sciences (includes sponsorship support for Pasadena Bio-Science Collaboration and Entre-tech).</p>
REVENUE SOURCE:	PCDC/Rental Income	PCDC/Rental Income	PCDC/Rental Income	PCDC/Rental Income
ASSIGNED TO:	Economic Development	Economic Development	Economic Development	Economic Development

**PASADENA COMMUNITY DEVELOPMENT COMMISSION
FY 09 BUDGET: WORK PROGRAM**

OLD PASADENA REDEVELOPMENT				
PROGRAM/PROJECT AREA:	RETAIL RECRUITMENT & SURVEYS	MANAGEMENT DISTRICT SUPPORT	DEVELOPMENT OPPORTUNITIES	(MEMO) RIGHT-OF-WAY CAPITAL IMPROVEMENTS
BUDGET REQUEST:	\$20,000	\$89,204	\$1,000,000	\$222,000
KEY TASKS:	Attract new retail tenants who will enhance the economic health and vitality of the Old Pasadena District (Consumer intercept study)	Support of the Old Pasadena Property Owner-Based Business Improvement District (PBID).	In conjunction with the Old Pasadena Management District, facilitate improvements and upgrades to maintain the sense of place and continue to remain a competitive destination as new and significant retail competition comes on-line in Glendale and soon Arcadia. Upgraded amenities may include: tree grates and street trees; pedestrian way finding signage; repainting/repairing dilapidated streetlights; repairing sewers and culverts; sidewalk repairs; and potential land acquisition for alleyway improvements.	(MEMO ONLY) Carryover FY05 approved capital project appropriation to provide financial assistance to acquire easement from MTA for surface rights to the Gold Line right-of-way in Old Pasadena.
REVENUE SOURCE:	PCDC	PCDC	PCDC	PCDC
ASSIGNED TO:	Economic Development	Economic Development	Redevelopment	Redevelopment

**PASADENA COMMUNITY DEVELOPMENT COMMISSION
FY 09 BUDGET: WORK PROGRAM**

PROJECT NAME:	HALSTEAD SYCAMORE		
BUDGET REQUEST:	\$ -0-		
KEY TASKS:	Symes Sales Tax Reimbursement Agreement expired March 2007.		
REVENUE SOURCE:			
ASSIGNED TO:			

EXHIBIT B

**HOUSING – FY 2009
BUDGET AND WORK PROGRAM**

**OFFICE OF THE CITY MANAGER
HOUSING & COMMUNITY DEVELOPMENT
FY 2008-2009 BUDGET: WORK PROGRAM**

HOUSING PRODUCTION						
PROGRAM:	PROJECT NAME:	DEBT SERVICE	GENERAL	RENTAL REHAB & DEVELOPMENT	COMPLIANCE MONITORING	BWS/EMERGENCY SHELTER
	BUDGET TOTAL:	\$1,579,438	\$4,046,746	\$448,148	\$74,999	\$256,000
	KEY TASKS:	Debt service payment on \$6.5M Fannie Mae ACF loan and Housing Set-Aside Revenue Townhouse Project.	Project mgmt, Housing Administration, consultant svcs, and transfers to Rental Assistance, Community Dev't and Supportive Hsg.	CHDO: Contract with CHDOs to undertake low income affordable housing rehabilitation/development. EAGR: Fund exterior accessibility projects at rental housing serving qualified low income tenants.	Monitor compliance of 1,300+ housing covenants.	Provision of 180 beds to low income homeless during emergency and bad weather.
	REVENUE SOURCE:	HOME - \$558,000 Transfer from HT-General - \$1,021,438	Fund Balance Tax Increment IHTF Loan Repay Invest. Earn. Housing & Community Development	HOME (CHDO) - \$301,873 EAGR - \$146,275	IHTF - \$74,999	IHTF - \$158,484 ESG - \$ 97,516
	ASSIGNED TO:	Housing & Community Development	Housing & Community Development	Housing & Community Development	Housing & Community Development	Housing & Community Development

**OFFICE OF THE CITY MANAGER
HOUSING & COMMUNITY DEVELOPMENT
FY 2008-2009 BUDGET: WORK PROGRAM**

HOUSING PRODUCTION (continued)			
PROGRAM:	PROJECT NAME:	HOMEOWNERSHIP OPPORTUNITIES (HOP)	HOUSING OPPORTUNITY FUND
		\$2,765,000	\$4,227,439
KEY TASKS:		Financial assistance for 14 low/moderate homebuyers, program administration, and provision of homebuyer education, foreclosure intervention counseling.	Financial assistance to construct, rehabilitate or covenant 25+ affordable units.
REVENUE SOURCE:		Cal Home - \$600,000 HTF - \$425,854 HTF - \$140,000 HOME - \$254,210 Fund Bal (HOME PI) - \$495,870 HOP LOAN REPAY - \$849,066	IHTF - HELP - CA LHTF - HTF - CA WORKFORCE - LOAN REPAY - FUND BALANCE (HOME PI) - FUND BALANCE (other) -
ASSIGNED TO:		Housing & Community Development	Housing & Community Development

**OFFICE OF THE CITY MANAGER
HOUSING & COMMUNITY DEVELOPMENT
FY 2008-2009 BUDGET: WORK PROGRAM**

PROGRAM: RENTAL ASSISTANCE PROGRAM			
PROJECT NAME:	ADMINISTRATION	HOUSING ASSISTANCE	FAMILY SELF-SUFFICIENCY (FSS)
BUDGET TOTAL: \$12,151,692	\$1,519,865	\$10,590,615	\$41,212
KEY TASKS:	Program administration. *Program Year allocation	Provision of tenant-based rental subsidies for 1,290 very low income households. *Program Year allocation	Enrollment, supportive services and financial stipends for 25 low income households participating in the Family Self-Sufficiency Program. *Program Year allocation
REVENUE SOURCE:	SECTION 8 HCV - \$1,029,703 Housing Transfer - \$490,162	SECTION 8 HCV - \$10,590,615	FSS - \$41,212
ASSIGNED TO:	Housing & Community Development	Housing & Community Development	Housing & Community Development

**OFFICE OF THE CITY MANAGER
HOUSING & COMMUNITY DEVELOPMENT
FY 2008-2009 BUDGET: WORK PROGRAM**

PROGRAM: SUPPORTIVE HOUSING PROGRAM							
PROJECT NAME:	PROJECT MANAGEMENT	SHELTER PLUS CARE (SPC)	SUPPORTIVE HOUSING PROGRAM (SHP)	HOMELESS PREVENTION FUND	HOME TENANT-BASED RENTAL ASSISTANCE (HOME TBRA)	EMERGENCY RENTAL ASSISTANCE DEPOSITS (ERAD)	HOUSING OPPORTUNITIES FOR PERSONS WITH AIDS (HOPWA)
BUDGET TOTAL: \$2,893,525	\$103,174	\$697,672	\$1,077,679	\$475,000	\$275,000	\$210,000	\$55,000
KEY TASKS:	Project management and program administration.	Provision of rental subsidies and supportive services for 55 low-income persons with disabilities (chronic mental illness, HIV/AIDS, and chronic substance abuse).	Provision of transitional and permanent supportive housing w/ services for 185 homeless households; HMIS. * Program grant year allocation	Provision of food, shelter, clothing, and supportive services to 35 low income households at-risk of homelessness.	Provision of 2-years rental assistance to 30 very low-income households in crisis.	Provision of no-interest loans for security deposits (min. \$85,000 HOME) and back rent for 75 low and moderate income households.	Provision of rental assistance to 3 very low-income households.
REVENUE SOURCE	Housing Transfer - \$103,174	SPC - \$627,672 Hsg Transfer - \$70,000	SHP - \$1,077,679	Hsg Transfer (FY 08 Casa Maria sale) - \$475,000	HOME - \$275,000	HOME - \$85,000 (sec dep) Housing Transfers: INCL - \$25,000 (back rent) FY08 Casa Maria - \$100K	HOPWA - \$55,000
ASSIGNED TO:	Housing & Community Development	Housing & Community Development	Housing & Community Development	Housing & Community Development	Housing & Community Development	Housing & Community Development	Housing & Community Development

**OFFICE OF THE CITY MANAGER
HOUSING & COMMUNITY DEVELOPMENT
FY 2008-2009 BUDGET: WORK PROGRAM**

COMMUNITY DEVELOPMENT PROGRAM				
PROGRAM:	ADMINISTRATION	NON-PUBLIC SERVICES	PUBLIC SERVICES	DEBT SERVICE
PROJECT NAME:				
BUDGET TOTAL:	\$612,701	\$1,192,257	\$360,653	\$427,070
KEY TASKS:	Program administration and planning.	Financial assistance for housing services, code enforcement (housing), economic development, public facilities improvements within the Service Benefit Area, fair housing counseling and community planning activities.	Financial assistance to local non-profits for the provision of public/human services to low-income individuals and households.	Debt service payments for: (a) Fair Oaks Renaissance Plaza Section 108 Loan (\$334,004); and (b) Mama's Hot Tamales General Fund loan (\$93,066).
REVENUE SOURCE:	CDBG Entitlement - \$480,844 Housing Transfer - \$131,857	CDBG Entitlement - \$965,655 CDBG Program Income - \$170,000 CDBG Fund Balance - \$56,602	CDBG Entitlement - \$330,653 CDBG Program Income - \$30,000	CDBG Entitlement - \$427,070
ASSIGNED TO:	Housing & Community Development	Housing & Community Development	Housing & Community Development	Housing & Community Development

APPENDIX G

ANNUAL PERFORMANCE REPORT – HOME PROGRAM

Annual Performance Report HOME Program

**U.S. Department of Housing
and Urban Development**
Office of Community Planning
and Development

OMB Approval No. 2506-0171
(exp. 8/31/2009)

Public reporting burden for this collection of information is estimated to average 2.5 hours per response, including the time for reviewing instructions, searching existing data sources, gathering and maintaining the data needed, and completing and reviewing the collection of information. This agency may not conduct or sponsor, and a person is not required to respond to, a collection of information unless that collection displays a valid OMB control number.

The HOME statute imposes a significant number of data collection and reporting requirements. This includes information on assisted properties, on the owners or tenants of the properties, and on other programmatic areas. The information will be used: 1) to assist HOME participants in managing their programs; 2) to track performance of participants in meeting fund commitment and expenditure deadlines; 3) to permit HUD to determine whether each participant meets the HOME statutory income targeting and affordability requirements; and 4) to permit HUD to determine compliance with other statutory and regulatory program requirements. This data collection is authorized under Title II of the Cranston-Gonzalez National Affordable Housing Act or related authorities. Access to Federal grant funds is contingent on the reporting of certain project-specific data elements. Records of information collected will be maintained by the recipients of the assistance. Information on activities and expenditures of grant funds is public information and is generally available for disclosure. Recipients are responsible for ensuring confidentiality when public disclosure is not required.

This form is intended to collect numeric data to be aggregated nationally as a complement to data collected through the Cash and Management Information (C/Mi) System. Participants should enter the reporting period in the first block. The reporting period is October 1 to September 30. Instructions are included for each section if further explanation is needed.

Submit this form on or before December 31.	This report is for period (mm/dd/yyyy)		Date Submitted (mm/dd/yyyy)
Send one copy to the appropriate HUD Field Office and one copy to: HOME Program, Rm 7176, 451 7th Street, S.W., Washington D.C. 20410	Starting	Ending	

Part I Participant Identification

1. Participant Number M-08-MC-0525	2. Participant Name City Of Pasadena		
3. Name of Person completing this report Aldra Allison		4. Phone Number (Include Area Code) (626)744-831	
5. Address 649 N. Fair Oaks Avenue, Suite 202	6. City Pasadena	7. State CA	8. Zip Code 91103

Part II Program Income

Enter the following program income amounts for the reporting period: in block 1, enter the balance on hand at the beginning; in block 2, enter the amount generated; in block 3, enter the amount expended; and in block 4, enter the amount for Tenant-Based rental Assistance.

1. Balance on hand at Beginning of Reporting Period	2. Amount received during Reporting Period	3. Total amount expended during Reporting Period	4. Amount expended for Tenant-Based Rental Assistance	5. Balance on hand at end of Reporting Period (1 + 2 - 3) = 5
138,870	60,000	138,870	219,254.1	60,000

Part III Minority Business Enterprises (MBE) and Women Business Enterprises (WBE)

In the table below, indicate the number and dollar value of contracts for HOME projects completed during the reporting period.

	a. Total	Minority Business Enterprises (MBE)			f. White Non-Hispanic
		b. Alaskan Native or American Indian	c. Asian or Pacific Islander	d. Black Non-Hispanic	
A. Contracts					
1. Number					
2. Dollar Amount					
B. Sub-Contracts					
1. Number					
2. Dollar Amount					
	a. Total	b. Women Business Enterprises (WBE)	c. Male		
C. Contracts					
1. Number					
2. Dollar Amount					
D. Sub-Contracts					
1. Number					
2. Dollar Amounts					

Part IV Minority Owners of Rental Property

In the table below, indicate the number of HOME assisted rental property owners and the total dollar amount of HOME funds in these rental properties assisted during the reporting period.

	a. Total	Minority Property Owners				f. White Non-Hispanic
		b. Alaskan Native or American Indian	c. Asian or Pacific Islander	d. Black Non-Hispanic	e. Hispanic	
1. Number	0					
2. Dollar Amount						

Part V Relocation and Real Property Acquisition

Indicate the number of persons displaced, the cost of relocation payments, the number of parcels acquired, and the cost of acquisition. The data provided should reflect only displacements and acquisitions occurring during the reporting period.

	a. Number	b. Cost	Minority Business Enterprises (MBE)				
Households Displaced	a. Total		b. Alaskan Native or American Indian	c. Asian or Pacific Islander	d. Black Non-Hispanic	e. Hispanic	f. White Non-Hispanic
1. Parcels Acquired	0						
2. Businesses Displaced	0						
3. Nonprofit Organizations Displaced	0						
4. Households Temporarily Relocated, not Displaced	0						
5. Households Displaced - Number	0						
6. Households Displaced - Cost							

APPENDIX H

ANTI-POVERTY STRATEGY

ANTI-POVERTY STRATEGY

The national poverty level is published annually by the Office of Management and Budgets (OMB). The number of households living below the national poverty level thresholds in Pasadena in 1999 are depicted on the tables below:

Table A: Poverty Thresholds in 1999 by Size of Household and Number of Related Children Under 18 Years

Size of Household Unit	Estimated Threshold
One Person (Under 65 Years)	8,667
One Person (65 Years and Over)	7,990
Two Persons	11,156
Three Persons With One Related Child	13,410
Four Persons With Two Related Children	16,895
Five Persons With Three Related Children	19,882
Six Persons With Four Related Children	22,261

Source: U. S. Census Bureau, 1999

Table B: Number of Households Living Below the Poverty Threshold in 1999

Household Income	Number of Households
\$4,999 or Less	1,976
\$5,000 - \$9,999	2,568
\$10,000 - \$14,999	3,269
\$15,000 - \$19,999	3,490
\$20,000 - \$22,261	1,609
Total	12,912

Source: HUD Community 2020 Planning Software, 1997

Based on the estimated national poverty level thresholds noted in the above tables there were 12,912 households, 24.4% of the City's 52,826 households, living in poverty. These 12,912 households had a total household income of \$22,261 or less. Also, of the 12,912 households, 7,813 (14.8%) had a household income of less than \$15,000.

The City's goal is to reduce the number of households with incomes below the poverty level. In order to achieve this goal, the City will implement several innovative programs and services to assist families impacted by the constraints of poverty. These efforts include the coordination with other public/private entities to provide a comprehensive approach to reduce the number of families living in poverty. The key components to this anti-poverty strategy consist of: personal/individual development, employment training/placement, counseling and other supportive services including rental housing assistance.

The City of Pasadena will seek to work in partnership with the County of Los Angeles Department of Public Social Services (DPSS), the Employment Development Department (EDD), Welfare Investment Act (WIA), Foothill Private Industry Council (PIC), Pasadena City College and other service providers to effectively implement its anti-poverty strategy. The following programs provide the most readily available array of services to facilitate the transition

of individuals and families out of poverty. It is the City's intent that the provision of these programs and services will achieve the greatest positive impact possible upon households presently living in poverty.

1. Family Self Sufficiency Program (FSS)

The Family Self Sufficiency (FSS) Program is designed to provide lower income families, receiving rental assistance from the City's Housing Choice Voucher Program (HCVP), with supportive services through public and private resource to achieve economic self-sufficiency within a five (5) year timeframe. Under FSS, a family receives a comprehensive matrix of supportive services that include opportunities to improve educational attainment, employment skill levels and income generating abilities.

In order to further assist FSS program participants to attain their career and educational goals, the City has set aside \$10,000 from its HCVP Administrative Fee Reserves for book allowance, tuition assistance, transportation, and child care stipends. In addition, the City has partnered with First Professional Bank to provide FSS program participants with access to a revolving loan program. The revolving loan program allows FSS participants to obtain a no interest loan in an amount not to exceed \$200 for purposes that assist with their progress toward self-sufficiency (such as car repair, uniform purchase, and tuition assistance). Participants have twelve months to repay the loan. All repayment funds will return to the loan program and be made available for use by other participants.

FSS participants are also assisted with establishing an interest-bearing savings account for down payment on a home purchase. FSS participants are encouraged to partake in the City's various homebuyers programs, which provide education on budgeting, credit, housing search, and home financing. Graduates are provided financial assistance for down payment and closing costs for the purchase of a home.

An integral part of the FSS program is the Program Coordinating Committee (PCC). The twelve (12)-member body meets quarterly at the TARGET Store in Pasadena. The role of the PCC is to identify and secure services and resources for FSS program participants. The PCC includes representatives from Child Care Information Services, Department of Public Social Services, Pasadena City College, Pasadena Neighborhood Housing Services, Foothill Private Industry Council and private industry.

2. Foothill Private Industry Council

The mission of the Foothill Private Industry Council (PIC) is to provide quality education services, job training and skill development that will enable clients to secure employment opportunities. The PIC serves the foothill region of the San Gabriel Valley, which includes the Cities of Arcadia, Duarte, Monrovia, Pasadena, Sierra Madre and South Pasadena. The principal programs operated by the PIC are as follows:

a. Welfare to Work Program

Since 1998, the Foothill PIC has administered a Welfare to Work (WtW) Program. The PIC provides a variety of services including work experience, on-the-job training, job placement and retention, supportive services and post-employment services. The PIC employment services include workshops, basic skills instruction and vocational classroom training.

b. Welfare Investment Act (1998)

The PIC coordinates the delivery of services and programs for Pasadena residents under the Welfare Investment Act of 1998 (WIA). This is a federally funded program of the U.S. Department of Labor. WIA replaces the Job Training Partnership Act (JTPA) and is designed to assist economically disadvantaged youth, older workers, lower-income dislocated and unemployed workers, or workers recently laid-off due to company closures, down sizing, etc. WIA reforms federal job training programs and creates a new comprehensive, workforce investment system. The system is customer focused and will help residents access the tools they need to manage their careers. The Foothill Workforce Investment Board is also partnering with the Pasadena One-Stop Center to the deliver integrated, comprehensive system of employment and training services.

c. Pasadena One-Stop Center

The Pasadena One-Stop Center provides an extensive array of employment training services, including information and referral, job training, computer training and assistance, job fairs, technical assistance and other supportive services for the unemployed and/or under-employed. The One-Stop Center has direct access to career planning and development information, and also coordinates first source employment commitments for community and economic development projects sponsored by the City of Pasadena.

3. Pasadena Community College

Pasadena City College (PCC) is the local California community college with a seventy-five (75) year history of providing outstanding educational and economic opportunities for San Gabriel Valley residents and beyond. Fully accredited by the Western Association of Schools and Colleges, the college offers degree or certification programs in sixty academic areas and seventy vocational areas.

The PCC received \$1.1 million in CalWORKS funding from the California Community Colleges Chancellor's Office to provide education/training programs to CalWORKS recipients. In partnership with DPSS, PCC has developed the CalWorks Partnership Program to assist recipients enrolled in county approved education/training programs, work in paid work-study jobs, and participate in job preparation workshops. Students receive paid childcare during school/work hours and job placement assistance.

Services available through the PCC CalWORKS Partnership Program include: intake, assessment and referral; education/training program selection; childcare funds; referrals to childcare agencies; paid work-study jobs; job preparation workshops; job placement after vocational training; and educational planning.

4. County of Los Angeles Department of Public Social Services

The mission of the Los Angeles County Department of Public Social Services (DPSS) is “to provide effective services to individuals and families in need, which both alleviate hardship and promote personal responsibility and economic independence.” DPSS administers the Temporary Assistance to Needy Families (TANF) program (known as CalWORKS in California) for Los Angeles County as well as the L.A. GAIN program, which is the welfare-to-work program for families receiving TANF.

The primary objective of L.A. GAIN is to help CalWORKS participants reach financial self-sufficiency through employment. L.A. GAIN uses a network of over three-hundred (300) outside service providers, including community college and school districts, job search providers, vocational assessors, child care resource and referral agencies, and adolescent family life agencies. GAIN participants are referred to services such as motivational training, job search and development and other training and education programs. Supportive services such as payment for childcare, transportation, and work-related expenses (books, clothing and supplies) are provided.

5. Union Station Homeless Services, Inc. - Sources: Job Training Program

Union Station Homeless Services, Inc. provides a unique and innovative job-training program - Sources. The Sources program serves the target population of homeless and very low-income individuals who are experiencing difficulty in finding employment. Services include job search, career counseling, interview techniques, workshops/seminars, etc. In addition, mentors and other supportive services are provided for clients as needed. Tracking and follow-up services are ongoing. Clients are able to use the resource room, which includes access to the fax machine, telephone, computer, voice mail messaging center, the Internet, e-mail, etc.

6. Institute of Popular Education of Southern California (IDEPSCA)

The Pasadena Street Vendor Association is a grass-roots economic development program, which promotes private enterprise and job creation/retention. The project provides thirty-two (32) micro-enterprises with technical assistance necessary to sustain successful businesses. Services include business development workshops/seminars, business counseling, crime prevention training, use of a centralized health department approved commissary, payment of City required business operating fees/permits, etc. This project is considered as a form of non-traditional employment and is particularly attractive to single mothers because it offers a solution to the dilemma of childcare. Mothers can work around their child/children's school schedule and provide much needed financial support for their families.

7. Pasadena Development Corporation (PDC)

The Pasadena Development Corporation (PDC) is a local non-profit organization, which provides financial assistance to small and minority owned businesses. In addition to financial assistance, available services also include business/loan counseling and packaging, educational outreach, seminars/workshops, technical assistance, etc. The City uses a portion of its CDBG funds to fund this program. Assisted businesses are required to hire low/moderate-income persons in the jobs that are created/retained.

APPENDIX I

COORDINATION OF EFFORTS

COORDINATION OF EFFORTS

PUBLIC AGENCIES PROVIDING HOUSING RESOURCES

Mission Statement:

To build viable urban communities with decent housing, suitable living environments, and accessible economic opportunities, principally for persons of low and moderate income, as well as reduce and prevent homelessness.

The Housing Department is responsible for administering and management of the City's federal grants programs. Funds are secured from various sources including local, State and federal dollars. Activities include: economic development, housing rehabilitation, the production of new affordable housing (new construction), inclusionary housing, renovation of public facilities, the provision of public/human services, fair housing services, programs/services for homeless persons and homeless prevention activities, etc.

Many of these projects are listed in the accomplishment section of the CAPER. Additionally, the Housing Department is active in residential rehabilitation and rental assistance. The Housing Department is organized into the following program areas:

- 1) Rental Assistance - Housing Choice Voucher Program (Section 8 Rental Assistance).
- 2) Supportive Housing Programs (Shelter Plus Care; HOME Tenant Based Rental Assistance (TBRA)).
- 3) Affordable Housing Production/Inclusionary Housing (Affordable Housing; new construction; Housing Rehabilitation).
- 4) Community Development (public/non-public services; housing rehabilitation, planning, economic development).

APPENDIX J

EVALUATE AND REDUCE THE THREAT OF LEAD-BASED PAINT HAZARDS

EVALUATE AND REDUCE THE THREAT OF LEAD-BASED PAINT HAZARDS

The City's Public Health Department is aggressively working to prevent lead poisoning and to identify children who may already be affected. The Pasadena Childhood Lead Poisoning Prevention Program (PCLPPP) works with local health care providers to identify children who may be affected by lead poisoning. Public Health nurses provide blood lead screening for children six (6) years of age and under and any diagnosed cases of childhood lead poisoning are targeted for public health intervention. Support services for intervention provided through PCLPPP include case management by a Public Health Nurse and environmental testing for possible sources of lead in the child's environment by a registered Environmental Health Specialist. The program also provides community outreach, educational seminars and workshops on the dangers of lead-based paint, including preventative measures to avoid lead exposure and how to assess the risk of lead exposure.

Currently, information on the dangers of lead-based paint hazards are integrated into housing rehabilitation programs to protect children of homeowners who decide to rehabilitate their homes. All public information materials are available in both English and Spanish. The City's Rehabilitation Specialist is responsible for notifying homeowners of the dangers of lead-based paint hazards. If lead-based poisoning is suspected, the Housing Rehabilitation Specialist will recommend necessary testing by a certified laboratory in the area. If a unit is found to have a significant level of lead content, the family will be referred to the City's Health Department for testing and medical assistance. Similar procedures are incorporated into the housing programs provided by the Pasadena Neighborhood Housing Services and Heritage Homeownership Partners, two local housing rehabilitation and preservation organizations.

The City works as part of a statewide effort that works to educate and to develop public awareness about the dangers of lead-based paint poisoning. The City's Public Health Department also provides medical blood testing services.

The City administers the MASH Program – Maintenance Assistance Services to Homeowners. This project receives Community Development Block Grant (CDBG) funding and provides minor housing rehabilitation services to residents of the CDBG Benefit Service Area. Project activities include the exterior painting of properties in the area. The project targeted homes in the BSA to provide lead base paint stabilization services. Project staff has received state approved certification (State of California) in lead based paint stabilization and safe work practices. Additionally, MASH staff is available to provide general information to the public and participates in the PCLPPP.

APPENDIX K

HUD TABLES AND CENSUS MAP

**HUD Table 1A
Homeless and Special Needs Populations**

Continuum of Care: Housing Gaps Analysis Chart

		Current Inventory in 2004	Under Development In 2004	Unmet Need/ Gap
Individuals				
Beds	Emergency Shelter (year-round)	36	20	263
	Transitional Housing	70	0	0
	Permanent Supportive Housing	146	48	262
	Total	252	68	525
Persons in Families With Children				
Beds	Emergency Shelter (year-round)	131	10	0
	Transitional Housing	48	0	21
	Permanent Supportive Housing	16	8	22
	Total	195	18	43

Continuum of Care: Homeless Population and Subpopulations Chart

Part 1. Homeless Population	Sheltered		Unsheltered	Total
	Emergency	Transitional		
1. Homeless Individuals	36	70	525	631
2. Homeless Families with Children	58	21	19	98
2a. Persons in Homeless Families with Children	131	48	43	222
Total (lines 1 + 2a)	167	118	568	853
Part 2. Homeless Subpopulations	Sheltered		Unsheltered	Total
1. Chronic Homelessness	32			
2. Seriously Mentally Ill	103			
3. Chronic Substance Abuse	161			
4. Veterans	43			
5. Persons with HIV/AIDS	3			
6. Victims of Domestic Violence	48			
7. Youth (ages 18-24)	22			

**Table 1B
Special Needs (Non-Homeless) Populations**

SPECIAL NEEDS SUB-POPULATIONS	Priority Need Level High, Medium, Low No Such Need	Unmet Need	Dollars to Address Unmet Need	Goals
Elderly	H	1,000	60,000	1,200 units of service
Frail Elderly	H	500	25,000	330 units of service
Severe Mental Illness	H	300	40,000	50 units of service
Developmentally Disabled	M	50	0	0
Physically Disabled	M	150	0	0
Persons w/Alcohol/Other Drug Addictions	M	100	0	0
Persons w/HIV/AIDS	H	350	0	0
Other				
Total		2,450	125,000	1,580 units of service

Table 1C
Summary of Specific Homeless/Special Needs Objectives
(Table 1A/1B Continuation Sheet)

Obj #	Specific Objectives	Performance Measure	Expected Units	Actual Units
	Homeless Objectives			
H-1	Provide career/job development preparation services to 200 persons for one year.	Facilitate entry/reentry into labor market.	200	
H-2	Provide meals and information, assistance, and referral services for one year.	Connect clients to continuum of care.	1,700	
H-3	Temporary lodging for one year.	Connect clients to continuum of care.	1,700	
H-4	Provide rental, temporary housing, case management, and referral services for one year.	Homeless prevention and connect clients to continuum of care.	250	
H-5	Provide seasonal shelter for one year.	Connect clients to continuum of care.	300	
H-6	Provide funds to assist persons who are temporarily displaced as a result of City action(s) such as health/building/safety code violations for one year.	Secure rental units.	25	
	Special Needs Objectives			
SN-1	Provide elder abuse prevention and intervention services, outreach to at-risk seniors, case management, support groups, psychotherapy, and parenting classes for grandparents who are raising their grandchildren.	Prevent seniors from being victimized and homeless.	200	
SN-2	Provide outreach/intake, assessment, information assistance and referrals for senior needs that include health services, physical health care, mental health care, and social/physical isolation.	Improve the well-being and quality of life of seniors.	130	
SN-3	Provide information/outreach, assistance, and referral services to link seniors to available services in the community.	Enhance and improve the quality of life for seniors.	1,200	

Table 2A
Priority Needs Summary Table

PRIORITY HOUSING NEEDS (households)		Priority Need Level High, Medium, Low		Unmet Need	Goals
Renter	Small Related	0-30%	H	2,474	1,766
		31-50%	H	1,256	225
		51-80%	H	1,663	197
	Large Related	0-30%	M	642	4
		31-50%	M	1,376	9
		51-80%	M	942	2
	Elderly	0-30%	M	1,152	0
		31-50%	H	1,942	50
		51-80%	M	528	0
	All Other	0-30%	M	1,888	200
		31-50%	M	3,132	600
		51-80%	M	1,683	1,200
	Owner	0-30%	M	1,082	130
		31-50%	M	2,078	330
		51-80%	M	2,041	335
Special Needs		0-80%	H	7,672	2,500
Total Goals					7,548
Total 215 Goals					7,548
Total 215 Renter Goals					4,253
Total 215 Owner Goals					795
Total Special Needs Goals					2,500

2B

COMMUNITY DEVELOPMENT NEEDS AND GOALS

PRIORITY COMMUNITY DEVELOPMENT NEEDS	Priority Need Level High, Medium, Low, No Such Need (optional)	2005-2010 Goals	2008-2009 Goals	2008-2009 Accomplishments	Accomplishments Up to Date (2008-2009)
PUBLIC FACILITY NEEDS (projects)					
Senior Centers	M				
Handicapped Centers	M				
Homeless Facilities	M				
Youth Centers	M				
Child Care Centers	H	2 units of service	1 unit of service	1 unit of service	3 units of service
Health Facilities	M				
Neighborhood Facilities	M				
Parks and/or Recreation Facilities	M				
Parking Facilities	L				
Non-Residential Historic Preservation	L				
Other Public Facility Needs					
INFRASTRUCTURE (projects)					
Water/Sewer Improvements	M				
Street Improvements	M				
Sidewalks	M				
Solid Waste Disposal Improvements	M				
Flood Drain Improvements	M				
Other Infrastructure Needs					
PUBLIC SERVICE NEEDS (people)					
Senior Services	H	6,000 units of service	150 units of service	214 units of service	2202 units of service
Handicapped Services	M				
Youth Services	H	10,000 units of service	820 units of service	1216 units of service	12,055 units of service
Child Care Services	H	40 units of service	60 units of service	78 units of service	103 units of service
Transportation Services	M				
Substance Abuse Services	M				
Employment Training	H	75 units of service			24 units of service
Health Services	H	6,000 units of service	625 units of service	670 units of service	8020 units of service
Lead Hazard Screening	H				
Crime Awareness	M				

2B

COMMUNITY DEVELOPMENT NEEDS AND GOALS

PRIORITY COMMUNITY DEVELOPMENT NEEDS	Priority Need Level High, Medium, Low, No Such Need (optional)	2005-2010 Goals	2008-2009 Goals	2008-2009 Accomplishments	Accomplishments Up to Date (2008-2009)
PUBLIC FACILITY NEEDS (projects)					
Senior Centers	M				
Handicapped Centers	M				
Homeless Facilities	M				
Youth Centers	M				
Child Care Centers	H	2	1	1	3
Health Facilities	M				
Neighborhood Facilities	M				
Parks and/or Recreation Facilities	M				
Parking Facilities	L				
Non-Residential Historic Preservation	L				
Other Public Facility Needs					
INFRASTRUCTURE (projects)					
Water/Sewer Improvements	M				
Street Improvements	M				
Sidewalks	M				
Solid Waste Disposal Improvements	M				
Flood Drain Improvements	M				
Other Infrastructure Needs					
PUBLIC SERVICE NEEDS (people)					
Senior Services	H	6,000	150	214	2202
Handicapped Services	M				
Youth Services	H	10,000	820	1216	12,055
Child Care Services	H	40	60	78	103
Transportation Services	M				
Substance Abuse Services	M				
Employment Training	H	75			24
Health Services	H	6,000	625	670	8,020
Lead Hazard Screening	H				
Crime Awareness	M				

2B

COMMUNITY DEVELOPMENT NEEDS AND GOALS

PRIORITY COMMUNITY DEVELOPMENT NEEDS	Priority Need Level High, Medium, Low, No Such Need (optional)	2005-2010 Goals	2007-2008 Goals	2008-2009 Accomplishmen ts	Accomplishments Up to Date (2008-2009)
Other Public Service Needs: Homelessness	H	2,407	70	70	4,179
Other Public Service Needs: Mental Health	H	2,000	350	353	1,896
Other Public Service Needs: Immigration		150	75	107	187
Other Public Service Needs: Home Maintenance	H	275	80	55	326
Other Public Service Needs: Fair Housing	H	7,500	2,000	1,695	6,079
Other Public Service Needs: Code Enforcement	H	10,000	4,433	5,439	22,593
ECONOMIC DEVELOPMENT (businesses)					
ED Assistance to For-Profits	H	525			855
ED Technical Assistance	H	40	25	25	375
Micro-Enterprise Assistance	H	80	25	25	138
Rehab; Publicly- or Privately-Owned Commercial/Industrial	H	60			36
C/I* Infrastructure Development	M				
Other C/I* Improvements					
PLANNING					
Planning	H	5			3

* Commercial or Industrial Improvements by Grantee or Non-profit

Table 2C
Summary of Specific Housing/Community Development Objectives
(Table 2A/2B Continuation Sheet)

Obj. #	Specific Objectives	Performance Measure	Expected Units	Actual Units
Rental Housing Objectives				
	Provide rental assistance to very low- and low-income households.	Decent, safe and sanitary housing opportunities provided.	1,425	
	Construct rental units that are affordable to very low-, low-, and moderate-income households.	Affordable housing opportunities provided.	570	261
Owner Housing Objectives				
	Provide homeownership assistance to very low- and low-income households.	Decent, safe and sanitary homeownership opportunities provided.	145	28
	Construct ownership units that are affordable to very low-, low-, and moderate-income households.	Affordable housing opportunities provided.	80	65
Community Development Objectives				
	(See Table 2B)			
Infrastructure Objectives				
	(See Table 2B)			
Public Facilities Objectives				
	(See Table 2B)			
Economic Development Objectives				
	(See Table 2B)			

Table 3B
ANNUAL AFFORDABLE HOUSING COMPLETION GOALS

Grantee Name: City of Pasadena Program Year: 2008-2009	Expected Annual Number of Units To Be Completed	Actual Annual Number of Units Completed	Resources used during the period			
			CDBG	HOME	ESG	HOPWA
BENEFICIARY GOALS (Sec. 215 Only)						
Homeless households	8		<input type="checkbox"/>	<input type="checkbox"/>	<input type="checkbox"/>	<input type="checkbox"/>
Non-homeless households	55		<input type="checkbox"/>	<input type="checkbox"/>	<input type="checkbox"/>	<input type="checkbox"/>
Special needs households			<input type="checkbox"/>	<input type="checkbox"/>	<input type="checkbox"/>	<input type="checkbox"/>
Total Sec. 215 Beneficiaries*			<input type="checkbox"/>	<input type="checkbox"/>	<input type="checkbox"/>	<input type="checkbox"/>
RENTAL GOALS (Sec. 215 Only)						
Acquisition of existing units		45	<input type="checkbox"/>	<input checked="" type="checkbox"/>		<input type="checkbox"/>
Production of new units	8		<input type="checkbox"/>	<input type="checkbox"/>		<input type="checkbox"/>
Rehabilitation of existing units			<input type="checkbox"/>	<input type="checkbox"/>	<input type="checkbox"/>	<input type="checkbox"/>
Rental Assistance	30	23	<input type="checkbox"/>	<input checked="" type="checkbox"/>		<input type="checkbox"/>
Total Sec. 215 Affordable Rental	38	68	<input type="checkbox"/>	<input checked="" type="checkbox"/>	<input type="checkbox"/>	<input type="checkbox"/>
HOME OWNER GOALS (Sec. 215 Only)						
Acquisition of existing units			<input type="checkbox"/>	<input type="checkbox"/>		
Production of new units			<input type="checkbox"/>	<input type="checkbox"/>		
Rehabilitation of existing units	55	55	<input checked="" type="checkbox"/>	<input type="checkbox"/>		
Homebuyer Assistance	25	3	<input type="checkbox"/>	<input checked="" type="checkbox"/>		<input type="checkbox"/>
Total Sec. 215 Affordable Owner	69	3	<input checked="" type="checkbox"/>	<input checked="" type="checkbox"/>	<input type="checkbox"/>	<input type="checkbox"/>
COMBINED RENTAL AND OWNER GOALS (Sec. 215 Only)						
Acquisition of existing units	8	45	<input type="checkbox"/>	<input checked="" type="checkbox"/>		<input type="checkbox"/>
Production of new units	44		<input type="checkbox"/>	<input checked="" type="checkbox"/>		<input type="checkbox"/>
Rehabilitation of existing units			<input type="checkbox"/>	<input type="checkbox"/>	<input type="checkbox"/>	<input type="checkbox"/>
Rental Assistance	30	23	<input type="checkbox"/>	<input checked="" type="checkbox"/>		<input type="checkbox"/>
Homebuyer Assistance	25	3	<input type="checkbox"/>	<input checked="" type="checkbox"/>		<input type="checkbox"/>
Combined Total Sec. 215 Goals*		71	<input type="checkbox"/>	<input checked="" type="checkbox"/>	<input type="checkbox"/>	<input type="checkbox"/>
OVERALL HOUSING GOALS (Sec. 215 + Other Affordable Housing)						
Annual Rental Housing Goal	38	93	<input type="checkbox"/>	<input checked="" type="checkbox"/>	<input type="checkbox"/>	<input type="checkbox"/>
Annual Owner Housing Goal	69	11	<input type="checkbox"/>	<input checked="" type="checkbox"/>	<input type="checkbox"/>	<input type="checkbox"/>
Total Overall Housing Goal			<input type="checkbox"/>	<input checked="" type="checkbox"/>	<input type="checkbox"/>	<input type="checkbox"/>

* The total amounts for "Combined Total Sec. 215 Goals" and "Total Sec. 215 Beneficiary Goals" should be the same number.

APPENDIX L

OTHER ACTIONS TAKEN TO IMPLEMENT THE CONSOLIDATED PLAN

ADDRESS OBSTACLES TO MEETING UNDERSERVED NEEDS OF HOMELESS AND SPECIAL NEEDS POPULATIONS

There are two principal obstacles to providing the necessary services, facilities, resources, etc., to meet the needs of underserved populations of homeless persons and/or other special needs populations:

1. Market Development Costs

The high costs of land construction and market financing have impacts on the development of transitional and permanent supportive housing projects. Housing and related supportive services for homeless persons, at-risk populations and other underserved groups are often limited by the above factors.

2. Financial Resources

The sources of funding for housing and related supportive services for homeless and at-risk homeless persons including special needs persons are limited. Federal Supportive Housing Program (SHP) funding has enabled the City and local non-profit organizations to fill several gaps in the local Continuum of Care system during the past few years. However, a tremendous renewal burden (for existing projects) can potentially limit the availability of SHP funds for new and innovative programs for the forthcoming years.

HOME funds are currently being used to provide rental assistance to families/households in crisis. The Tenant-Based Rental Assistance Program (TBRA) assists homeless families and other special needs groups for an interim period of time (up to 24 months).

In addition, the City has previously encouraged non-profit agencies to apply for CDBG funding in order to ensure that facilities serving the homeless and special needs populations are accessible to persons with disabilities. However, each year, CDBG entitlement funds are restricted by the multiple needs of the community and the demand for federal resources. Therefore, local non-profit service providers are also encouraged to explore other funding sources for program needs including accessibility improvements.

Some other ways that the City hopes to address the needs of the underserved groups includes aggressively pursuing potential funding sources and the continual partnering with local non-profit organizations. When appropriate, the City will encourage local non-profits/for profit groups to individually apply for funds. Funding resources are not limited to federal dollars. Private foundation, state, county and local funding resources can also be used to meet the needs of underserved populations and to fill funding gaps on respective projects and in the provision of supportive services.

BARRIERS TO AFFORDABLE HOUSING

Local policies and regulations typically impact the price and availability of housing and, in particular the provision of affordable housing. Local policies under City control can potentially limit the development of affordable housing including special needs housing. These local policies include: land use controls, residential development standards, planning and permitting process, and entitlement fees and charges.

Land Use Controls

The City regulates the type, location, density and scale of residential development primarily through the Zoning Code. Zoning regulations are designed to protect and promote the health, safety, and general welfare of residents and implement the policies of the comprehensive general plan. With respect to housing, the Zoning Code also serves to preserve the character and integrity of existing neighborhoods.

Regulations - The Pasadena Zoning Code allows for a variety of residential land uses including special needs housing and care facilities ranging in density from one to six dwelling units in lower density residential to twelve to forty-eight dwelling units in multifamily zones.

Classifications - Based on existing zoning classifications, two types of residential developments are restricted to varying degrees. However, these types of residential developments offer a source of affordable housing for all income groups that is readily available in other localities.

- *Second Units* - Second units are identified as an attached or detached dwelling that provides complete, independent living facilities for one or more persons. These provisions are for extended living, sleeping, cooking, sanitation, etc. The second unit is located on the same lot as the primary structure.
- *Single Room Occupancy (SRO)* - Single Room occupancy is a building containing dwelling units with a minimum floor area of one-hundred fifty square feet and a maximum floor area of two-hundred twenty square feet. These dwelling units may have kitchen or bathroom facilities and are typically offered on a rental basis (monthly or longer).

Residential Development Standards

The Zoning Code sets forth standards for residential development which includes density, lot area, coverage, height, parking and open space.

Permit Processing

Localities can discourage the ongoing construction, maintenance and improvement of housing by increasing the time and uncertainty involved in gaining development approval to a point where the costs, complexity and length of the process make the project too costly, burdensome or unappealing to potential developers/sponsors. The City of Pasadena has worked to streamline the process for developers. Furthermore City staff is available to confer with developers/sponsors who are interested in developing or expanding affordable housing projects

within the City of Pasadena. The purpose of an initial conference is to acquaint the developer/sponsor with the City's Zoning Code, the planning and permitting process, an acknowledgement of the need for affordable housing, the availability of financial and/or technical assistance to aid in the development of affordable housing, etc.

Fees and Charges

New development fees add to the cost of housing. Various development fees and assessments are charged to offset the costs associated with the processing of planning-related permits. The City has adopted policies to reduce these costs for affordable housing projects including planning fee waivers and reduced residential impact fees.

FOSTER AND MAINTAIN AFFORDABLE HOUSING

The City's commitment to foster and maintain affordable housing is described in detail in the *Affordable Housing Strategy* section of this document. The City continues to demonstrate its commitment to providing affordable housing through programs and policies that have been implemented such as the Tenant Protection Ordinance which provides additional protections to local renters/tenants; and the Inclusionary Housing Program which mandates a 15% set-aside of affordable housing in new residential developments.

REDUCE THE NUMBERS OF FAMILIES LIVING IN POVERTY

The City's goal is to reduce the number of households with incomes below the national poverty level. In order to achieve this goal, the City continues to implement innovative programs and services to assist families impacted by the constraints of poverty. These efforts include the coordination with other public/private entities to provide a comprehensive approach to reduce the number of families living in poverty. The key components to this anti-poverty strategy consist of personal/individual development, employment training/placement, counseling and other supportive services including rental housing assistance. Additional information is provided in the Anti-Poverty section.

The City works in partnership with the County of Los Angeles Department of Public Social Service (DPSS), Employment Development Department (EDD), Foothill Private Industry Council (PIC), Pasadena City College and other service providers to effectively implement its anti-poverty strategy.

The City continues to provide assistance to local non-profits who provide economic development opportunities/programs in the community. Some of these programs are described briefly below:

- a) The Pasadena Development Corporation (PDC) sponsors the Small Business Assistance Program. This program provides small business loans and other forms of support and technical assistance to small businesses that create/retain jobs for low/moderate income persons in the community;
- b) Institute of Popular Education of Southern California (IDEPSCA), sponsors the Pasadena Street Vendors Association. Support and technical assistance is provided to micro-enterprises (pushcart vendors);
- c) Local jobs are being created/retained at the Fair Oaks Renaissance Shopping Center through the Repayment of the Section 108 Loan; and
- d) Day Laborers are provided with work opportunities on a daily basis at the Employment Hall where job assignments/employment can be obtained in an organized and safe manner.

The City also participates in the Family Self Sufficiency Program (FSS). This program is designed to provide lower income families, receiving rental assistance from the City's Housing Choice Voucher Program (HCVP), with supportive services through public and private resources to achieve economic self-sufficiency within a five (5) year timeframe. Under the FSS program, a family receives a comprehensive matrix of supportive services that include opportunities to

improve educational attainment, employment skill levels and income generating abilities. The FSS program is discussed in greater detail with a current progress on page 39. Additionally, the City's Anti-Poverty Strategy is discussed in greater detail in Appendix H of the CAPER.

ENHANCE INSTITUTIONAL STRUCTURE AND COORDINATION

The City continues to partner with local non-profit organizations to provide for the affordable housing and community development needs of the community. The Housing Department has the responsibility of providing the administrative oversight for the federal grants programs. Please refer to *Appendix I* of the CAPER for addition information on the Coordination of Efforts, etc.

IMPROVE PUBLIC HOUSING AND RESIDENT INITIATIVES

The City of Pasadena does not own or operate public housing. However, to the extent feasible, program participants in the Housing Choice Voucher Program are encouraged to become independent and self sufficient from publicly assisted housing through efforts such as First-Time Homebuyers and Family Self-Sufficiency Programs.

ENSURE COMPLIANCE WITH COMPREHENSIVE PLANNING REQUIREMENTS

The City of Pasadena makes every effort to ensure compliance with all state, regional and local planning requirements. There is a public review process prior to finalizing all public plans and documents. City departments work in conjunction to contribute information in the development of major plans. Specific departments are sought to be involved in the process as appropriate.

City of Pasadena

CDBG Benefit Service Area

930 100

Legend

- City of Pasadena
- Census Tract
- CDBG Benefit Service Area

