

Agenda Report

TO: CITY COUNCIL **DATE:** APRIL 2, 2007

THROUGH: ECONOMIC DEVELOPMENT & TECHNOLOGY COMMITTEE

FROM: CITY MANAGER

SUBJECT: COUNCIL CHAMBER DESIGN AND TECHNOLOGY

RECOMMENDATION

It is recommended that the City Council approve the attached technology plan for Council Chambers as amended by prior Council action on February 26, 2007.

BACKGROUND

At the City Council meeting of February 26, 2007, the City Council requested that staff provide an overview of the new technology for the renovated City Council Chamber. As part of this project, tenant improvements will occur in the public and office spaces throughout the building. This report provides an opportunity to look at improvements that address the functional needs of the Council Chamber and associated audiovisual accommodations. This approach recognizes the need for technology enhancements while respecting the historical significance of this public space. The Council Chamber improvements include:

- New furnishings (Council dais, staff tables, and lecterns)
- Technology upgrades (audio, video, and control systems)
- New mechanical, electrical, plumbing and fire suppression systems.


The programming effort for these elements included coordination with staff from various departments, KPAS representatives and the consulting team of Architectural Resources Group (ARG) and Shen Milsom & Wilke (SM&W). A series of meetings with City of Pasadena staff and the consultants over the past several months has allowed for the development of a final plan, including a determination of the type and extent of the audiovisual facilities and system requirements. The attached plan and audiovisual matrix outlines the design of the Council Chamber, adjacent Council conference room, adjacent staff waiting area and loggia overflow areas. During the Council discussion on February 26th, the technology plan was amended to remove the electronic voting feature.

Construction activity in the Council Chamber and supporting areas is moving forward. All of the supporting infrastructure for the technology has been installed, and the installation of the various hardware identified in Attachment 1 is ongoing. In addition, the mechanical, electrical, plumbing, and fire suppression systems have been installed along with a new ceiling in the Council Chamber.

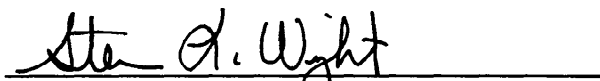
FISCAL IMPACT

Sufficient funds are available for the improvements in the Council Chamber and supporting areas in Budget Account No. 71904, City Hall Seismic Upgrade and Exterior Restoration.

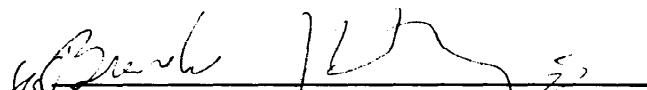
Respectfully submitted,


CYNTHIA J. KURTZ
City Manager

Prepared by:


Steven L. Wright
Assistant City Engineer
Department of Public Works

Approved by:


Martin Pastucha, Director
Department of Public Works

CITY HALL COUNCIL CHAMBER
Audiovisual Matrix

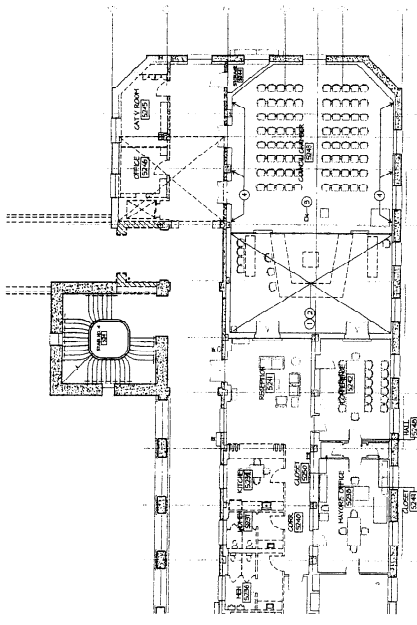
Feature Video/Audio	Comment
Multiple Plasma Display Screens	Two screens on each side of audience seating area will provide good viewing for most of audience. Those at the back of the Chamber may not be able to view some on-screen text.
<u>Video Display per Councilmember</u> <u>Video Display per Pair of Staff</u>	Shows Council and staff everything that's being displayed via plasma displays. Councilmembers' displays are also their PC screens.
Loggia Overflow	One permanently installed speaker, plus provisions for portable displays to plug in and display KPAS feed.
Additional TVs and Loudspeakers	Staff waiting area S245: wall mounted TV, ceiling loudspeakers Bathrooms S238 and S239: wall mounted loudspeakers Council Conference Room S246: wall mounted TV, ceiling loudspeakers;
Document Camera	Located in ceiling above public lectern. Allows display of presenters' hardcopy materials via plasma displays, individual council and staff displays, and to constituents at home.
Remote Controlled Video Cameras	Four will be provided: one on rear wall, one on front wall, and one on each side wall.
Streaming KPAS	Will be provided.
Handheld Wireless Microphones	Can be used by audience members with mobility issues or used on a microphone stand.
Hearing Assistance	A new hearing assistance system will be provided per the Americans with Disabilities Act (ADA).
Feature Meeting Management	Comment
Electronic Agenda System	To be managed by the Clerk using a PC.
Multipurpose Button Panel per Councilmember	Small programmable pushbutton panel with microphone mute, and controls for internet/presentation viewing.

CITY HALL COUNCIL CHAMBER
Audiovisual Matrix

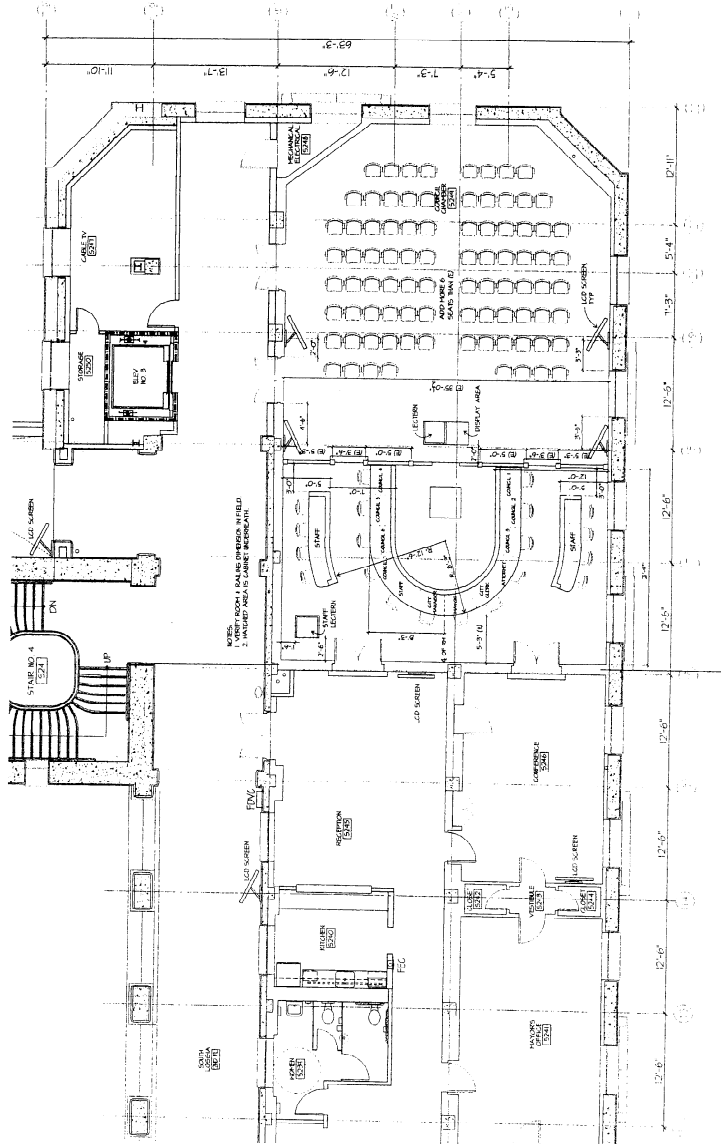
Feature	Comment
Councilmember Microphone Muting	Controlled both from councilmembers' control panels and from Clerk's touch panel.
Touchpanel at Clerk's Desk	Controls all AV devices. Un-mutes microphones individually or as a group.
Time to Speak Controls (red/yellow/green speaker lights)	Time allotted per speaker via touch panel by Clerk and Clerk's Secretary.
Request to Speak/Permission to Speak Control	Will allow councilmembers to indicate a desire to speak on an item. This feature will be controlled via touch panel and will also indicate the position in the queue.
Audio Conference Calling Capability	Will allow councilmembers to call into meetings.



- GENERAL NOTES**
- 1 REMOVE GLASSWORK FOR RECYCLING.
 - 2 REMOVE DEMOLITION FLOORING AND SUBSTRATE AS INDICATED TO EXPOSE CONCRETE SLAB. REMOVE ALL POWER / DATA / TELECOM AND LIGHTING CABLES SYSTEMS.
 - 3 REMOVE RECONSTRUCT FLOOR FOR ELECTRICAL POWER RECEPTORS AS NOTED.
 - 4 REMOVE RECONSTRUCT WALL, REPAIRS AS NOTED.
 - 5 PATCHED TO MATCH IN PLACE EXISTING CONSTRUCTION.



2. DEMOLITION PLAN - COUNCIL CHAMBER 5244
SCALE: 1/8" = 1'-0"



1. FLOOR PLAN - COUNCIL CHAMBER 5244
SCALE: 1/8" = 1'-0"

PASADENA
CITY HALL
SEISMIC UPGRADE &
REHABILITATION
BY NORTON CORTESE
ARCHITECTS, CLP/ARCH

SHEET TITLE
COUNCIL CHAMBER
DEMOLITION / NEW
FLOOR PLANS

DATE: APRIL 26, 2006

NO.	DESCRIPTION	DATE
1	ISSUED FOR PERMIT	
2	REVISED	
3	REVISED	
4	REVISED	
5	REVISED	

DATE: APRIL 26, 2006

A4.6



NO. RESOLUTION DATE
 REVISIONS
 KBT/LLJ

PASADENA
 CITY HALL
 SERVICE BUILDING &
 HALL PROJECT
 PASADENA, CALIFORNIA

SHEET TITLE
 COUNCIL CHAMBER
 CASEWORK

DESIGNED BY
 DATE
 APRIL 26, 2006

PRO. NO.
 DRAWN BY
 CHECKED BY
 DATE

DRAWING NO.
A4.8

