





Pasadena Unified School District

Student Population Projections
Fall 2006 - 2012


Presented to the Board of Education
Davis Demographics & Planning, Inc.
Riverside, California
May 9, 2006



REVISED ~ MAY 11, 2006

Work Accomplished

- Maintained and mapped student demographic data over the last 8 years from fall 1998 through fall 2005.
- Create mobility study from historical student data.
- Ascertain area development projects/plans.
- Developing 7-year enrollment projections (through 2012) using neighborhood planning/Study Areas.
- Continuing to refine enrollment projections.



Enrollment Projections

- Based upon data collected from fall 2005 and historical student data from 2001 - present.
- Based upon actual student residence rather than current school of enrollment.
- Developed using the latest available information on any planned residential projects and other demographic trends...

