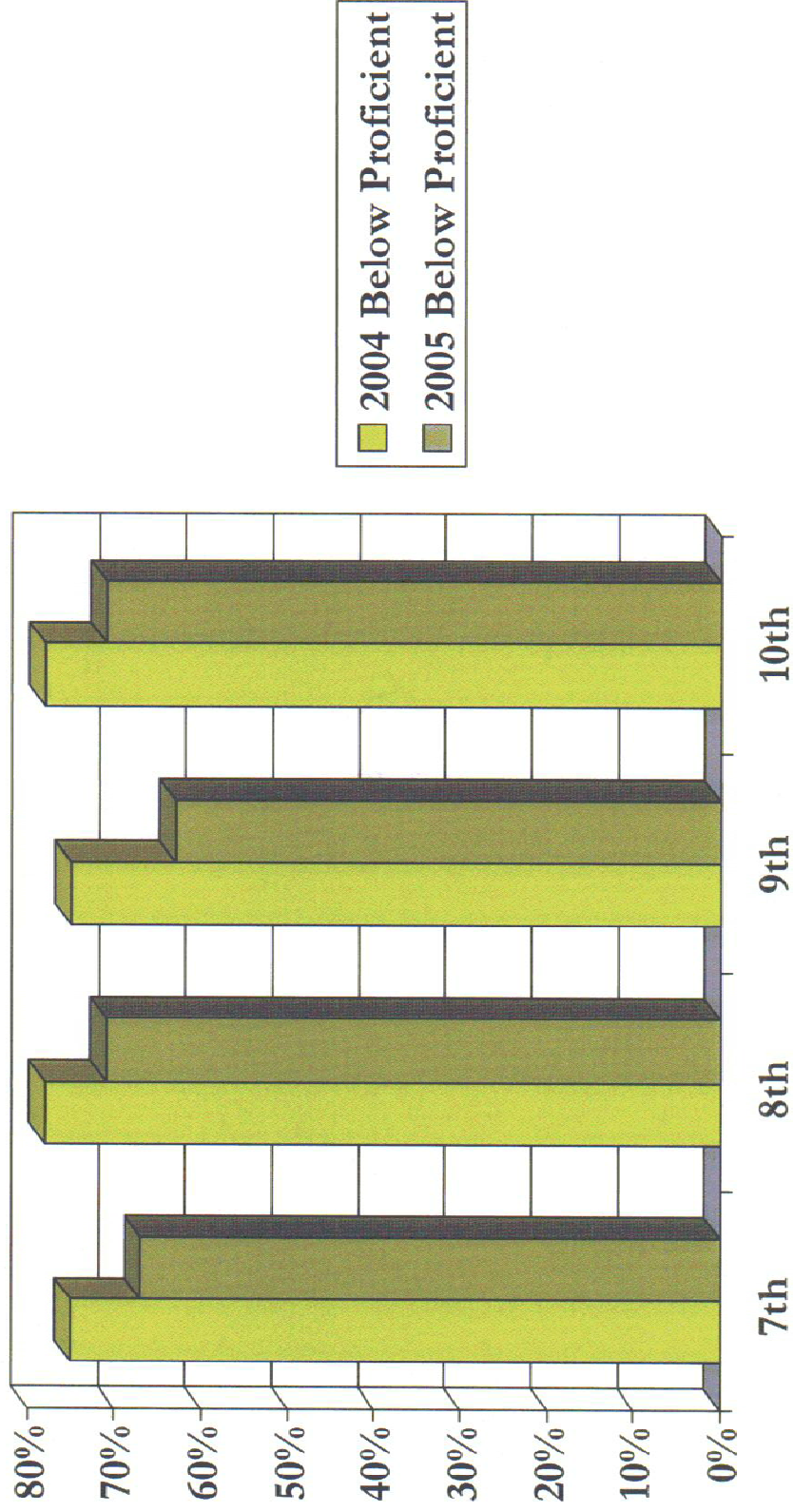


Secondary Literacy Interventions



Comparison of 2004 & 2005 California Standards Test - English Language Arts

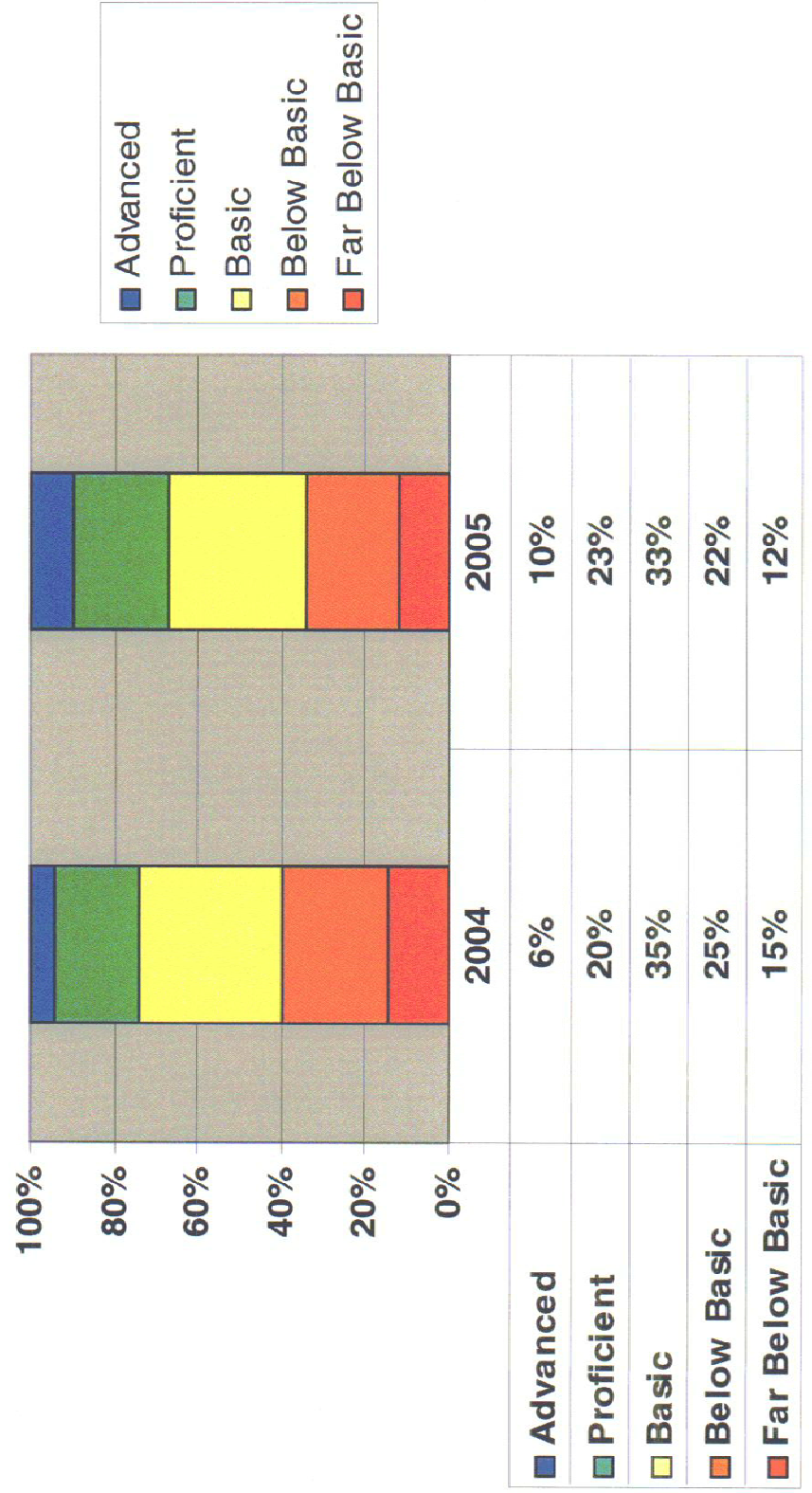




Secondary Literacy Interventions

Seventh Grade CST ELA Scores

Distribution of Grade 7 CST ELA Scores

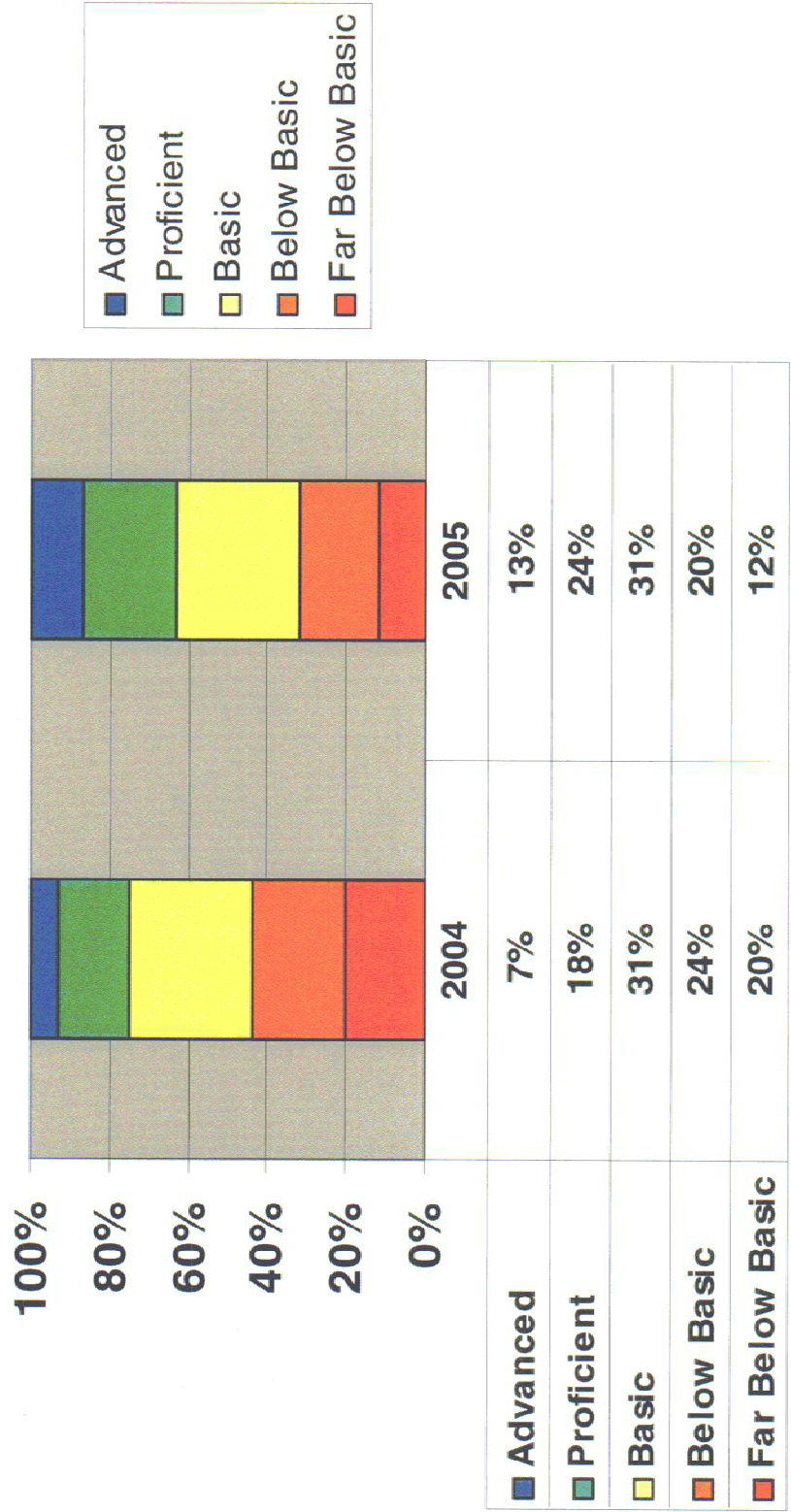




Secondary Literacy Interventions

Ninth Grade CST ELA Scores

Distribution of Grade 9 CST ELA Scores





Secondary Literacy Interventions

Programs

Year/Students	7 th & 8 th	9 th & 10 th
<ul style="list-style-type: none"> • 2004 – 2005 <ul style="list-style-type: none"> ○ 983 Students ○ 27% • 2005 – 2006 <ul style="list-style-type: none"> ○ 911 Students ○ 17% 	<p>SRA/Reach</p> <ul style="list-style-type: none"> • Eliot, McKinley, NCAS, Sierra Madre, Washington <p>Read 180</p> <ul style="list-style-type: none"> • Wilson <p>Language!</p> <ul style="list-style-type: none"> • Blair • Marshall 	<p>Language!</p> <ul style="list-style-type: none"> • Blair • Marshall • Muir • PHS
<ul style="list-style-type: none"> • 2004 – 2005 <ul style="list-style-type: none"> ○ 533 Students ○ 15% • 2005 – 2006 <ul style="list-style-type: none"> ○ 1324 Students ○ 20% 	<p>Holt Language & Literature</p> <ul style="list-style-type: none"> • All Middle Schools 	<p>Holt Language & Literature</p> <ul style="list-style-type: none"> • All High Schools

Intensive

Strategic