

Agenda Report

TO: CITY COUNCIL **DATE:** MARCH 15, 2001
FROM: CITY CLERK
RE: CANVASS OF MARCH 6, 2001 CONSOLIDATED DISTRICT PRIMARY
NOMINATING ELECTION AND SPECIAL MUNICIPAL ELECTIONS

RECOMMENDATION:

1. Accept the Certificate of Canvass.
2. Adopt a resolution declaring:
 - (a) The following persons are elected to the office of City Council:

Chris Holden	District 3
Victor Gordo	District 5
Sidney F. Tyler, Jr.	District 7

(b) The result of votes cast for Measure A (An Initiative Ordinance of the City of Pasadena Favoring Completion of the 710 Freeway), Measure B (Charter Amendment Prohibiting Local Public Officials from Receiving a Public or Campaign Advantage from Recipients of Certain Public Benefits), and Measure C (A Proposed Ordinance of the City of Pasadena in Favor of a Citywide Transportation and Traffic Management Plan and Related to the City's Position Regarding the 710 Freeway), are as follows:

	<u>YES</u>	<u>NO</u>	
Measure A	9,654 (58.3%)	6,908 (41.7%)	Passed
Measure B	8,845 (60.1%)	5,865 (39.9%)	Passed
Measure C	7,232 (44.8%)	8,912 (55.2%)	Failed

BACKGROUND:

The City of Pasadena held its District Primary Nominating Election on Tuesday, March 6, 2001, for City Council Districts 3, 5, and 7. Pasadena City Charter Section 1204 provides that "Any person who, at the primary election, shall receive a majority of the total vote cast for candidates for said office shall be elected to such office."

At the March 6th election, District 3 candidate Chris Holden and District 7 candidate Sidney F. Tyler, Jr. each received the majority of votes from their districts and were re-elected to the office of Councilmember, Districts 3 and 7, respectively. District 5 candidate Victor Gordo also received the majority of district votes and was elected to the office of Councilmember, District 5.

Special municipal elections were called and consolidated with the district primary nominating election to submit to the voters of the City of Pasadena Measures A, B, and C referenced above.

Pursuant to Article VII of the Pasadena City Charter, also consolidated with the City district primary municipal election was the primary nominating election for members of the Board of Education. Board of Education Seats 1, 3, and 5 were open for election, as well as two new Seats 6 and 7 which were approved by voters on November 7, 2000, as a result of a Charter Reform study on School District governance. The official canvass results for the Pasadena Unified School District election are submitted directly to the Board of Education.


FISCAL IMPACT:

The total cost of this election to the City will be shared pro rata by the Pasadena Unified School District, based on a formula to be established by the Registrar of Voters Office. The cost of this election will be tabulated upon receipt of all invoices, and the School District will be invoiced by the City for its pro rata share of costs.


A total of \$491,448 was initially budgeted in the City Clerk's Department, Election Division, FY 2001 budget for the estimated cost of the consolidated primary and general elections. An additional \$34,000 was added to this base budget for County Registrar signature verification costs for two initiative petitions (for Measures A and B) and costs associated with adding all three measures to the ballot.

There will be no City of Pasadena general municipal election, as the above-referenced candidates for the three Council district races were elected in the primary election by majority vote. There will be a Pasadena Unified School District general election on April 17, 2001, for Board of Education Seats 6 and 7, as no candidates for these two seats received a majority of votes in the primary nominating election. The Pasadena Unified School District will be invoiced the full cost for the upcoming April 17th PUSD general election.

Respectfully submitted,


Jane L. Rodriguez, CMC
City Clerk

Reviewed by:


Nicholas G. Rodriguez
Assistant City Attorney

RESOLUTION NO.

A RESOLUTION OF THE CITY OF PASADENA DECLARING THE RESULTS
OF THE CITY'S CONSOLIDATED DISTRICT PRIMARY NOMINATING ELECTION
AND SPECIAL MUNICIPAL ELECTIONS HELD MARCH 6, 2001

WHEREAS, a District Primary Nominating Election in Districts 3, 5 and 7 of the City of Pasadena was called by the City Council to be held on March 6, 2001, to be consolidated with the Pasadena Unified School District Primary Nominating Election for Seats 1, 3, 5, 6, and 7, to be held on said date; and

WHEREAS, Special Municipal Elections were called by the City Council, to be consolidated with the City District Primary Nominating Election to be held on March 6, 2001, for the purpose of submitting to the voters of Pasadena the following three measures: Measure A - An Initiative Ordinance of the City of Pasadena Favoring Completion of the 710 Freeway; Measure B - A Charter Amendment Prohibiting Local Public Officials from Receiving a Public or Campaign Advantage from Recipients of Certain Public Interests; and Measure C - A Proposed Ordinance of the City of Pasadena in Favor of a Citywide Transportation and Traffic Management Plan and Related to the City's Position Regarding the 710 Freeway; and

WHEREAS, the votes at said consolidated District Primary Nominating Election and Special Municipal Elections have been canvassed by the City Clerk and a copy of said canvass is attached hereto as Exhibit A and incorporated herein by reference; and

WHEREAS, said City Clerk has certified the results of said canvass to the City Council of the City of Pasadena.

NOW, THEREFORE, BE IT RESOLVED by the City Council of the City of Pasadena that:

1. The following be declared to be the results of said District Primary Nominating Election:

FOR DISTRICT 3

Chris Holden	789 votes (100.0%)
--------------	--------------------

FOR DISTRICT 5

Victor Gordo	1,217 votes (77.5%)
Tim Wendler	354 votes (22.5%)

FOR DISTRICT 7

Sidney F. Tyler, Jr.	1,911 votes (73.4%)
Ciran Marie Hadjian	692 votes (26.6%)

2. That Chris Holden, having received a majority of the total votes cast for candidate for the office of member of the City Council from District 3, from which the candidate sought nomination, hereby is declared to be re-elected as a member of the City Council from District 3 for a full term of four years.

3. That Victor Gordo, having received a majority of the total votes cast for candidates for the office of member of the City Council from District 5, from which the candidate sought nomination, hereby is declared to be elected as a member of the City Council from District 5 for a full term of four years.

4. That Sidney F. Tyler, Jr., having received a majority of the total votes cast for candidates for the office of member of the City Council from District 7, from which

the candidate sought nomination, hereby is declared to be re-elected as a member of the City Council from District 7 for a full term of four years.

5. The following be declared to be the result of the votes cast for Measure A, submitted to the voters of the City of Pasadena at the consolidated Special Municipal Election held on March 6, 2001:

MEASURE A

Shall an Initiative Ordinance of the City of Pasadena be adopted to declare the policy of the City of Pasadena to be in favor of completing the 710 Freeway extension between the I-210 and the I-10 Freeways, and to declare that such policy could not be changed or repealed without a vote of the people?

YES	9,654 (58.3%)
NO	6,908 (41.7%)

That as a result of the election, a majority of the voters voting on Measure A did vote in favor of it, and that the measure was carried, and shall be deemed adopted and ratified.

6. The following be declared to be the result of the votes cast for Measure B, submitted to the voters of the City of Pasadena at the consolidated Special Municipal Election held on March 6, 2001:

MEASURE B

Shall the Pasadena City Charter be amended to prohibit elected and appointed local public officials from receiving what is specified as a "public or campaign advantage" from recipients of certain public benefits?

YES	8,845 (60.1%)
NO	5,865 (39.9%)

That as a result of the election, a majority of the voters voting on Measure B did vote in favor of it, and that the measure was carried, and shall be deemed adopted and ratified.

6. The following be declared to be the result of the votes cast for Measure C, submitted to the voters of the City of Pasadena at the consolidated Special Municipal Election held on March 6, 2001:

MEASURE C

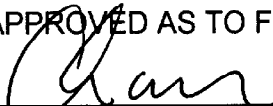
Shall an Ordinance be adopted to require preparation of a Citywide Transportation and Traffic Management Plan and to direct that the City take no position supporting or opposing the 710 Freeway extension until that Plan and federally funded traffic improvement measures required in the Federal Government's Record of Decision approving the 710 Freeway extension are fully implemented and evaluated?

YES	7,232 (44.8%)
NO	8,912 (55.2%)

That as a result of the election, a majority of the voters voting on Measure C did not vote in favor of it, and that the measure was not carried, and shall not be deemed adopted and ratified.

Adopted at the regular meeting of the City Council on the _____ day of _____, 2001, by the following vote:

APPROVED AS TO FORM:



Nicholas G. Rodriguez
Assistant City Attorney

Jane L. Rodriguez, CMC
City Clerk

JR\DATA\ELECT-017\CANV-AR

EXHIBIT A

STATE OF CALIFORNIA)
) ss
COUNTY OF LOS ANGELS)

I, JANE L. RODRIGUEZ, City Clerk of the City of Pasadena, California, do hereby certify that the attached is a true and correct Canvass of the Votes Cast at the consolidated District Primary Nominating Election and Special Municipal Election held in the City of Pasadena on Tuesday, March 6, 2001.

I FURTHER CERTIFY that the total ballots cast for the City of Pasadena District Primary Nominating Election is as follows:

REGISTERED VOTERS IN AFFECTED DISTRICTS	PRECINCT BALLOTS	ABSENTEE BALLOTS	TOTAL BALLOTS CAST
29,621	4,142	1,478	5,620 (19%)

FOR MEMBERS OF CITY COUNCIL - THREE DISTRICTS ONLY (including Absentee Votes):

FOR DISTRICT 3

Chris Holden	<u>789</u> votes (100.0%)
Total Votes Cast:	789
Non-Votes	<u>318</u>
Total District 3 Ballots Tabulated:	1,107

FOR DISTRICT 5

Victor Gordo	1,217 votes (77.5%)
Tim Wendler	<u>354</u> votes (22.5%)
Total Votes Cast:	1,571
Non-Votes:	<u>59</u>
Total District 5 Ballots Tabulated:	1,630

FOR DISTRICT 7

Sidney F. Tyler, Jr.	1,911 votes (73.4%)
Ciran Marie Hadjian	<u>692</u> votes (26.6%)
Total Votes Cast:	2,603
Non-Votes:	<u>280</u>
Total District 7 Ballots Tabulated:	2,883

Total Votes Cast (Districts 3, 5, 7): **4,963**

I FURTHER CERTIFY that the total ballots cast for the Special Municipal Election held in the City of Pasadena on Tuesday, March 6, 2001, is as follows:

REGISTERED VOTERS	PRECINCT BALLOTS	ABSENTEE BALLOTS	TOTAL BALLOTS CAST
78,227	12,357	4,796	17,153 (22%)

FOR MEASURE A (AN INITIATIVE ORDINANCE) SUBMITTED TO VOTERS OF THE CITY OF PASADENA (including Absentee Votes):

<u>Measure A</u>	Yes - 9,654 (58.3%)	Passed
	No - 6,908 (41.7%)	
Total Votes Cast:	16,562	
Non-Votes:	<u>591</u>	
Total Ballots Tabulated:	17,153	

FOR MEASURE B (CHARTER AMENDMENT) SUBMITTED TO VOTERS OF THE CITY OF PASADENA (including Absentee Votes):

<u>Measure B</u>	Yes - 8,845 (60.1%)	Passed
	No - 5,865 (39.9%)	
Total Votes Cast:	14,710	
Non-Votes:	<u>2,443</u>	
Total Ballots Tabulated:	17,153	

**CITY OF PASADENA
PRIMARY NOMINATING ELECTION - MARCH 6, 2001
SUMMARY REPORT BY DISTRICT**

	REGISTERED VOTERS	PRECINCT BALLOTS CAST	ABSENTEE BALLOTS CAST	TOTAL BALLOTS CAST	VOTER TURNOUT
DISTRICT 1	10,782	1,186	546	1,732	16%
DISTRICT 2	11,323	1,655	571	2,226	20%
DISTRICT 3	9,917	764	343	1,107	11%
DISTRICT 4	12,595	2,282	859	3,141	25%
DISTRICT 5	7,368	1,319	311	1,630	22%
DISTRICT 6	13,906	3,092	1,342	4,434	32%
DISTRICT 7	<u>12,336</u>	<u>2,059</u>	<u>824</u>	<u>2,883</u>	<u>23%</u>
TOTAL CITY-WIDE	78,227	12,357	4,796	17,153	22%

PRECINCT NO.	MEASURE A		MEASURE B		MEASURE C	
	YES	NO	YES	NO	YES	NO
DISTRICT 1	1,087	562	875	595	647	959
DISTRICT 2	1,240	921	1,166	765	922	1,201
DISTRICT 3	695	362	566	385	445	570
DISTRICT 4	2,065	967	1,779	974	1,008	1,959
DISTRICT 5	996	537	833	551	696	765
DISTRICT 6	2,030	2,294	2,137	1,592	2,294	1,945
DISTRICT 7	<u>1,541</u>	<u>1,265</u>	<u>1,489</u>	<u>1,003</u>	<u>1,220</u>	<u>1,513</u>
TOTAL	9,654	6,908	8,845	5,865	7,232	8,912

COUNCIL DISTRICT 1 STATISTICS

CONSOLIDATED PRECINCT NO.	REGISTERED VOTERS	PRECINCT BALLOTS CAST	ABSENTEE BALLOTS CAST	TOTAL BALLOTS CAST
5150002	552	117	49	166
5150005	1,674	207	90	297
5150007	1,865	140	75	215
5150008	2,045	105	57	162
5150021	2,007	232	67	299
5150042	1,010	85	23	108
5150183	818	166	115	281
5150193	<u>811</u>	<u>134</u>	<u>70</u>	<u>204</u>
TOTAL	10,782	1,186	546	1,732 (16%)

	MEASURE A		MEASURE B		MEASURE C	
	YES	NO	YES	NO	YES	NO
5150002	118	38	82	52	52	101
5150005	184	97	160	93	102	176
5150007	156	42	103	75	71	118
5150008	111	46	97	55	67	87
5150021	168	120	164	95	122	160
5150042	79	25	58	36	33	65
5150183	158	117	132	102	113	149
5150193	<u>113</u>	<u>77</u>	<u>79</u>	<u>87</u>	<u>87</u>	<u>103</u>
TOTAL	1,087	562	875	595	647	959

COUNCIL DISTRICT 2 STATISTICS

CONSOLIDATED PRECINCT NO.	REGISTERED VOTERS	PRECINCT BALLOTS CAST	ABSENTEE BALLOTS CAST	TOTAL BALLOTS CAST
5150025	1,926	342	88	430
5150034	1,675	313	123	436
5150058	1,653	330	119	449
5150065	1,902	223	77	300
5150066	2,082	124	54	178
5150181	<u>2,085</u>	<u>323</u>	<u>110</u>	<u>433</u>
TOTAL	11,323	1,655	571	2,226 (20%)

	MEASURE A		MEASURE B		MEASURE C	
	YES	NO	YES	NO	YES	NO
5150025	203	213	236	136	220	194
5150034	254	165	226	146	160	256
5150058	254	178	219	168	169	253
5150065	176	117	158	96	120	162
5150066	111	64	101	58	60	108
5150181	<u>242</u>	<u>184</u>	<u>226</u>	<u>161</u>	<u>193</u>	<u>228</u>
TOTAL	1,240	921	1,166	765	922	1,201

COUNCIL DISTRICT 3 STATISTICS

CONSOLIDATED PRECINCT NO.	REGISTERED VOTERS	PRECINCT BALLOTS CAST	ABSENTEE BALLOTS CAST	TOTAL BALLOTS CAST
5150012	1,625	123	40	163
5150045	2,210	98	46	144
5150053	1,488	145	44	189
5150194	794	61	32	93
5150196	1,690	121	43	164
5150198	<u>2,110</u>	<u>216</u>	<u>138</u>	<u>354</u>
TOTAL	9,917	764	343	1,107 (11%)

FOR MEMBER OF THE CITY COUNCIL, DISTRICT 3

PRECINCT NO.

CHRIS HOLDEN

5150012	125
5150045	106
5150053	138
5150194	73
5150196	101
5150198	<u>246</u>
TOTAL	789

PRECINCT NO.	MEASURE A		MEASURE B		MEASURE C	
	YES	NO	YES	NO	YES	NO
5150012	116	41	76	61	69	78
5150045	93	46	84	49	66	74
5150053	117	66	105	67	72	108
5150194	62	26	38	42	26	57
5150196	99	59	92	51	69	82
5150198	<u>208</u>	<u>124</u>	<u>171</u>	<u>115</u>	<u>143</u>	<u>171</u>
TOTAL	695	362	566	385	445	570

COUNCIL DISTRICT 4 STATISTICS

CONSOLIDATED PRECINCT NO.	REGISTERED VOTERS	PRECINCT BALLOTS CAST	ABSENTEE BALLOTS CAST	TOTAL BALLOTS CAST
5150003	1,922	365	156	521
5150015	1,732	419	138	557
5150070	1,808	341	121	462
5150072	1,525	141	63	204
5150074	1,942	293	118	411
5150079	1,846	340	111	451
5150090	<u>1,820</u>	<u>383</u>	<u>152</u>	<u>535</u>
TOTAL	12,595	2,282	859	3,141 (25%)

PRECINCT NO.	MEASURE A		MEASURE B		MEASURE C	
	YES	NO	YES	NO	YES	NO
5150003	341	164	288	177	163	338
5150015	364	164	326	157	157	350
5150070	282	173	257	153	167	283
5150072	127	74	123	56	87	111
5150074	277	123	217	141	131	255
5150079	297	134	254	141	139	285
5150090	<u>377</u>	<u>135</u>	<u>314</u>	<u>149</u>	<u>164</u>	<u>337</u>
TOTAL	2,065	967	1,779	974	1,008	1,959

COUNCIL DISTRICT 5 STATISTICS

CONSOLIDATED PRECINCT NO.	REGISTERED VOTERS	PRECINCT BALLOTS CAST	ABSENTEE BALLOTS CAST	TOTAL BALLOTS CAST
5150017	2,036	515	106	621
5150052	2,002	317	77	394
5150201	2,060	292	83	375
5150213	<u>1,270</u>	<u>195</u>	<u>45</u>	<u>240</u>
TOTAL	7,368	1,319	311	1,630 (22%)

FOR MEMBER OF THE CITY COUNCIL, DISTRICT 5

PRECINCT NO.	VICTOR GORDO	TIM WENDLER
5150017	472	128
5150052	310	71
5150201	250	110
5150213	<u>185</u>	<u>45</u>
TOTAL	1,217	354

PRECINCT NO.	MEASURE A		MEASURE B		MEASURE C	
	YES	NO	YES	NO	YES	NO
5150017	344	232	310	206	261	284
5150052	257	117	184	151	176	183
5150201	247	109	204	118	152	188
5150213	<u>148</u>	<u>79</u>	<u>135</u>	<u>76</u>	<u>107</u>	<u>110</u>
TOTAL	996	537	833	551	696	765

COUNCIL DISTRICT 6 STATISTICS

CONSOLIDATED PRECINCT NO.	REGISTERED VOTERS	PRECINCT BALLOTS CAST	ABSENTEE BALLOTS CAST	TOTAL BALLOTS CAST
5150001	1,963	210	93	303
5150004	1,712	516	168	684
5150014	821	201	113	314
5150092	1,708	501	161	662
5150095	1,685	516	206	722
5150102	1,970	420	202	622
5150103	1,877	529	290	819
5150114	<u>2,170</u>	<u>199</u>	<u>102</u>	<u>308</u>
TOTAL	13,906	3,092	1,342	4,434 (32%)

PRECINCT NO.	MEASURE A		MEASURE B		MEASURE C	
	YES	NO	YES	NO	YES	NO
5150001	157	141	151	108	139	153
5150004	383	285	321	275	284	369
5150014	179	127	133	135	136	168
5150092	293	351	349	221	344	292
5150095	314	385	338	277	383	306
5150102	188	426	313	186	432	170
5150103	362	433	373	279	433	337
5150114	<u>154</u>	<u>146</u>	<u>159</u>	<u>111</u>	<u>143</u>	<u>150</u>
TOTAL	2,030	2,294	2,137	1,592	2,294	1,945

COUNCIL DISTRICT 7 STATISTICS

CONSOLIDATED PRECINCT NO.	REGISTERED VOTERS	PRECINCT BALLOTS CAST	ABSENTEE BALLOTS CAST	TOTAL BALLOTS CAST
5150106	1,983	424	147	571
5150108	930	272	136	408
5150112	1,763	309	137	446
5150120	2,066	162	90	252
5150121	1,949	290	112	402
5150122	1,708	340	116	456
5150186	<u>1,937</u>	<u>262</u>	<u>86</u>	<u>348</u>
TOTAL	12,336	2,059	824	2,883 (23%)

FOR MEMBER OF THE CITY COUNCIL, DISTRICT 7

PRECINCT NO.

SIDNEY F. TYLER, JR

CIRAN MARIE HADJIAN

5150106	420	105
5150108	339	47
5150112	289	105
5150120	121	93
5150121	231	126
5150122	326	91
5150186	<u>185</u>	<u>125</u>
TOTAL	1,911	692

PRECINCT NO.	MEASURE A		MEASURE B		MEASURE C	
	YES	NO	YES	NO	YES	NO
5150106	309	250	285	209	231	314
5150108	255	143	188	151	146	246
5150112	232	201	223	161	197	218
5150120	133	111	144	75	103	131
5150121	227	165	211	136	167	214
5150122	211	237	234	166	224	216
5150186	<u>174</u>	<u>158</u>	<u>204</u>	<u>105</u>	<u>152</u>	<u>174</u>
TOTAL	1,541	1,265	1,489	1,003	1,220	1,513

“Absentee Ballots Cast” includes Provisional Ballots

JRC:DATA/ELECT-01/CANY-3-6